

**KNAPHEIDE**  
SINCE 1848

// FORD

# STEEL GOOSENECK BODIES

---



# KNAPHEIDE GOOSENECK BODIES

---

Versatility with storage solutions to meet every need, Knapheide Gooseneck Bodies are an easy choice. Rugged construction, enhanced styling and secure storage give you a body that can haul it all.

Reliable offerings range from the economical PGNA, mid-level PGNB, skirted PGNC and the deluxe PGND.

// **PGND**  
GOOSENECK BODIES



// **PGNC**  
GOOSENECK BODIES




// **PGNB**  
GOOSENECK BODIES



// **PGNA**  
GOOSENECK BODIES







## // PGND GOOSENECK BODIES



## STANDARD FEATURES

- Rugged 14-gauge two-sided A-40 galvanized steel body shell
- 250-lb. capacity shelves made of spangled steel (2 in each front vertical compartment, 1 in each rear compartment)
- Three-quarter length flip top compartments employ nitrogen gas struts for smooth opening and closing
- Bulkhead and rear skirt include integrated oval B/U and S/T/T LED lights
- Rugged 1/8" thick tread plate floor with 5" structural channel long sills
- 3" formed 12-gauge cross sills
- Under-the-floor gooseneck hitch system with 2-5/16" ball installed (hitch is rated at 30,000 lb. gross trailer weight with 5,000 lb. tongue weight)
- Hinged access door to cover gooseneck hitch when not in use
- Integrated Class V receiver hitch rated at 18,000 lb. (optional on 8' bodies as most 56" CA chassis include a factory hitch)
- Formed, integrated bulkhead with stylized screened window and tapered design for improved visibility
- 8" tall slam tailgate with center-mounted release handle
- Safety chain attachment points and 7-way trailer plug included in gooseneck box and at receiver hitch
- Durable oven-cured coat, finish painted black
- Aluminum tread plate trim piece on rear hitch plate provides a "no worry" step location
- 36" high front compartments
- Continuous stainless steel hinges are pry-proof and corrosion-resistant
- Features double-shell, 20-gauge, two-sided A-40 galvanized steel compartment doors
- Automotive quality, rotary-style latches make opening and closing easy
- Interior cover protects internal latch from damage
- Adjustable security ring strikers provide a weather-tight seal
- Neoprene door seals protect compartments from the weather
- Double-spring over-center door retainer eliminates involuntary door swing
- All marker, clearance and I.D. lights are LED
- Integrated driver side fuel fill cup
- Electrodeposition prime-paint system provides superior corrosion resistance

## // PGNC GOOSENECK BODIES



## STANDARD FEATURES

- Skirted gooseneck styling with integrated front and rear toolboxes
- Rub rails installed on both sides of DRW bodies for strap, side and stake pocket protection. Underbody tie down rails are not available on PGNC SRW models.
- Rugged 1/8" thick tread plate floor with 6" structural channel long sills (4" on 8' models)
- 12-gauge formed cross sills, spaced on 16" centers
- Bulkhead and rear skirt include integrated oval LED B/U and S/T/T lights
- Under-the-floor gooseneck hitch system with 2-5/16" ball installed (hitch is rated at 30,000 lb. gross trailer weight with 5,000 lb. tongue weight)
- Hinged access door to cover gooseneck hitch when not in use
- Integrated Class V receiver hitch rated at 18,000 lb. (optional on 8' bodies as most 56" CA chassis include a factory hitch)
- Formed, integrated bulkhead with stylized screened window and tapered design for improved visibility
- Aluminum tread plate trim piece on rear hitch plate provides a "no worry" step location
- Safety chain attachment points and 7-way trailer plug included in gooseneck box and at receiver hitch
- Durable oven-cured coat, finish painted black
- Continuous stainless steel hinges are pry-proof and corrosion-resistant
- Features double-shell, 20-gauge, two-sided A-40 galvanized steel compartment doors
- Automotive quality, rotary-style latches make opening and closing easy
- Interior cover protects internal latch from damage
- Adjustable security ring strikers provide a weather-tight seal
- Neoprene door seals protect compartments from the weather
- Double-spring over-center door retainer eliminates involuntary door swing
- All marker, clearance and I.D. lights are LED
- Integrated driver side fuel fill cup
- Electrodeposition prime-paint system provides superior corrosion resistance

## // **PGNB** GOOSENECK BODIES




PGNB-116  
*\*Body may be shown  
with optional features*

## STANDARD FEATURES

- Rub rails installed on both sides of DRW bodies for strap, side and stake pocket protection. Underbody tie down rails are not available on PGNB SRW models.
- Rugged 1/8" thick tread plate floor with 6" structural channel long sills (4" on 8' models)
- 12-gauge formed cross sills, spaced on 16" centers
- Bulkhead and rear skirt include integrated oval LED B/U and S/T/T lights
- Under-the-floor gooseneck hitch system with 2-5/16" ball installed (hitch is rated at 30,000 lb. gross trailer weight with 5,000 lb. tongue weight)
- Hinged access door to cover gooseneck hitch when not in use
- Integrated Class V receiver hitch rated at 18,000 lb. (optional on 8' bodies as most 56" CA chassis include a factory hitch)
- Formed, integrated bulkhead with stylized screened window and tapered design for improved visibility
- Aluminum tread plate trim piece on rear hitch plate provides a "no worry" step location
- Safety chain attachment points and 7-way trailer plug included in gooseneck box and at receiver hitch
- Durable oven-cured coat, finish painted black
- All marker, clearance and I.D. lights are LED
- Integrated driver side fuel fill cup
- Electrodeposition prime-paint system provides superior corrosion resistance

## // **PGNA** GOOSENECK BODIES



PGNA-116  
*\*Body may be shown  
with optional features*

## STANDARD FEATURES

- Internal stake pockets lining both sides and rear of the platform
- Rugged 1/8" thick tread plate floor with 6" structural channel long sills (4" on 8' models)
- 12-gauge formed cross sills, spaced on 16" centers
- Under-the-floor gooseneck hitch system with 2-5/16" ball installed (hitch is rated at 30,000 lb. gross trailer weight with 5,000 lb. tongue weight)
- Hinged access door to cover gooseneck hitch when not in use
- Integrated Class V receiver hitch rated at 18,000 lb. (optional on 8' bodies as most 56" CA chassis include a factory hitch)
- Formed, integrated bulkhead with stylized screened window and tapered design for improved visibility
- Aluminum tread plate trim piece on rear hitch plate provides a "no worry" step location
- Safety chain attachment points and 7-way trailer plug included in gooseneck box and at receiver hitch
- Durable oven-cured coat, finish painted black
- All marker, clearance and I.D. lights are LED
- Integrated driver side fuel fill cup
- Electrodeposition prime-paint system provides superior corrosion resistance







## // PGND MODELS

MODEL	LENGTH	WIDTH	WEIGHT	APPLICATION	SWING RADIUS	LONG SILL SPACING
PGND-738-F	7'3"	79.71"	1,143 lb.	40" CA SRW	58.25"	38"
PGND-868-F	8'6"	79.71"	1,391 lb.	56" CA SRW	61"	38"
PGND-968	9'6"	79.71"	1,568 lb.	60" CA SRW	71.5"	34"
PGND-86-F	8'6"	95.88"	1,582 lb.	56" CA DRW	61"	38"
PGND-96	9'6"	95.88"	1,656 lb.	60" CA DRW	71.5"	34"
PGND-116	11'6"	95.88"	1,939 lb.	84" CA DRW	71.5"	34"

## // PGNC MODELS

MODEL	LENGTH	WIDTH	WEIGHT	APPLICATION	SWING RADIUS	LONG SILL SPACING
PGNC-738-F	7'3"	84"	887 lb.	40" CA SRW	58.25"	38"
PGNC-868-F	8'6"	84"	1,054 lb.	56" CA SRW	61"	38"
PGNC-968	9'6"	84"	1,162 lb.	60" CA SRW	71.5"	34"
PGNC-86-F	8'6"	95.75"	1,166 lb.	56" CA DRW	61"	38"
PGNC-96	9'6"	95.75"	1,270 lb.	60" CA DRW	71.5"	34"
PGNC-116	11'6"	95.75"	1,508 lb.	84" CA DRW	71.5"	34"

## // PGNB MODELS

MODEL	LENGTH	WIDTH	WEIGHT	APPLICATION	SWING RADIUS	LONG SILL SPACING
PGNB-738-F	7'3"	84"	710 lb.	40" CA SRW	58.25"	38"
PGNB-868-F	8'6"	84"	782 lb.	56" CA SRW	61"	38"
PGNB-968	9'6"	84"	922 lb.	60" CA SRW	71.5"	34"
PGNB-86-F	8'6"	95.75"	844 lb.	56" CA DRW	61"	38"
PGNB-96	9'6"	95.75"	983 lb.	60" CA DRW	71.5"	34"
PGNB-116	11'6"	95.75"	1,112 lb.	84" CA DRW	71.5"	34"

## // PGNA MODELS

MODEL	LENGTH	WIDTH	WEIGHT	APPLICATION	SWING RADIUS	LONG SILL SPACING
PGNA-738-F	7'3"	79.75"	670 lb.	40" CA SRW	58.25"	38"
PGNA-868-F	8'6"	79.75"	734 lb.	56" CA SRW	61"	38"
PGNA-968	9'6"	79.75"	869 lb.	60" CA SRW	71.5"	34"
PGNA-86-F	8'6"	95.75"	821 lb.	56" CA DRW	61"	38"
PGNA-96	9'6"	95.75"	958 lb.	60" CA DRW	71.5"	34"
PGNA-116	11'6"	95.75"	1,083 lb.	84" CA DRW	71.5"	34"

# POPULAR OPTIONS

## // PGND MODELS



**ADDITIONAL  
ALUMINUM TREAD  
PLATE OVERLAY**



**CARGO D-RINGS**



**C-TECH  
DRAWER SETS**



**POWER LOCKS**

*Other options not shown:*

- **LED COMPARTMENT LIGHTS**
- **3/16" TREAD PLATE FLOOR**

## // PGNC/PGNB/PGNA MODELS



**ROUGHNECK  
CONTRACTOR  
PACKAGE**




**4" REMOVABLE  
SIDE BOARDS**



**ABOVE BODY  
AND UNDERBODY  
TOOLBOXES**

*Other options not shown:*

- **INTEGRATED OVAL B/U AND S/T/T LIGHTS IN REAR SKIRT**  
Applies to PGNA model only
- **GOOSENECK HITCH AND TRAP DOOR REMOVAL**  
Applies to PGNB and PGNA models
- **3/16" TREAD PLATE FLOOR**  
Applies to PGNC and PGNB models
- **ADDITIONAL ALUMINUM TREAD PLATE OVERLAY**  
Applies to PGNC and PGNB models



## COMMITMENT TO CORROSION RESISTANCE

Corrosion won't be a concern when you buy quality Knapheide products. To give you the best corrosion protection, we utilize a state-of-the-art, custom-designed, 12-step, SST cathodic electrodeposition finishing system, called "E-Coat."

It bonds prime paint to steel by an electroplating process to give you a superior coat of primer, resulting in better corrosion protection compared to spraying methods.

This system allows us to create products with the highest level of corrosion resistance available.



# NEVER SETTLE

If you are going to be a leader, it takes more than building a high-quality product. It means never being totally satisfied with that product, no matter how high quality it may be. It requires constant vigilance and a willingness to take a chance on something new. And it means exceeding expectations every time. As the industry changes, one thing never will—our commitment to making customers like you as productive and efficient as possible. We know you don't settle, and we don't either. That's why we want you never to settle for anything less than Knapheide on the back of your truck.

**Knapheide. Never settle.**

## THREE-YEAR, LIMITED WARRANTY



NO RUST  
THROUGH



FREE FROM DEFECTS  
IN WORKMANSHIP



FREE FROM DEFECTS  
IN MATERIALS

Visit [www.knapheide.com/warranty](http://www.knapheide.com/warranty) for more information.



The Knapheide Manufacturing Company  
1848 Westphalia Strasse | Quincy, IL 62305

217-222-7131  
[www.knapheide.com](http://www.knapheide.com)

**KNAPHEIDE**  
SINCE 1848