

FORD TRANSIT & TRANSIT CONNECT CARGO VAN EQUIPMENT



ADRIAN STEEL®

Cargo Management Solutions for Commercial Vehicles

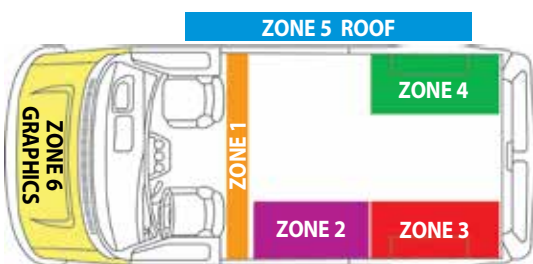


TIME IS MONEY! GET ON THE ROAD WITH EVERYTHING YOU NEED!

Adrian Steel has the storage products you need, with a nationwide distributor network for professional installation. This catalog will help you set up your work van with the equipment you need to get the job done. Start with a partition to keep your cargo in the cargo area. Choose the shelving and modules for the curb and street side that fit your business needs. Or, choose a pre-designed trade package to start from. Add the accessories you need to make your van more organized. Carry ladders or cargo on your roof? Check out the variety of ladder and utility racks available. The options are many, so if you don't know where to start contact your local Adrian Steel distributor for the expert advice you are looking for.

**\$500 or \$1000
ON THE JOB ALLOWANCE*
ON PROMASTER**

**\$500
ON THE JOB ALLOWANCE*
ON PROMASTER CITY**



Need some help?
Contact your local distributor!
They can provide a wealth of
information about utilizing the
cargo space in your work van.
Find your local distributor online
at adriansteel.com.

MAKE YOUR RAM CARGO VAN WORK READY WITH THE RAM ON THE JOB INCENTIVE PROGRAM.

Get The Ultimate In Flexibility When You Take Upfit Cash And Apply It Towards Any Adrian Steel Upfit.

WHAT ON THE JOB?

RAM ON THE JOB is an incentive program designed specifically for business owners who use vehicles in the day-to-day operation of their business. This incentive is available through your local RAM dealership. Please see dealership for eligibility requirements.

SAVE TIME!

Don't go searching around town for product you need for your RAM Cargo Van. Adrian Steel has a comprehensive line of cargo management solutions to get your van upfitted for your trade! You can leave the dealership with a cargo van that is ready to go to work!

COMMERCIAL EXPERTS!

Your RAM Dealership and Adrian Steel Distributor can guide you through the upfit process. Utilize their product expertise to get a complete, turn-key work vehicle.

PRODUCT FLEXIBILITY!

Create a work ready van, designed by you, for your specific cargo carrying needs! Organize the interior of your van to suit your trade with Adrian Steel's modular product line. Start with the essentials: a partition, shelving and a roof rack. Then get trade specific by adding drawer units, door kits, hook bars, floor drawers and more!

PROGRAM TIMEFRAME & DETAILS*

The RAM ON THE JOB COMMERCIAL VEHICLE PROGRAM runs through January 2, 2020. Program is not available in all areas and may not be compatible with other offers or incentive programs. Consult your RAM dealer for complete program details. For more information, please contact your local Adrian Steel Distributor.

* Program subject to change without notice.

Plan Your Van

ZONE 1 PARTITION

- Choose partition style: solid or perforated for the ProMaster. Do you want a hinged door?
- Choose between a steel or wire partition for the ProMaster City.

ZONES 2, 3, 4 CURBSIDE & STREETSIDE

- Use layout diagrams to determine the amount of space available.
- Choose from a variety of shelving units and modules that will best organize the tools and equipment you need to carry.
- Or, choose a Work Ready Upfit, complete with a trade specific, pre-designed interior and custom graphics package.

ZONE 5 ROOF

- What do you need to carry?
- Choose from LoadsRite, Grip-Lock, and Utility racks.
- Add rack accessories including step ladder kits, ratchet straps, conduit carriers and more.

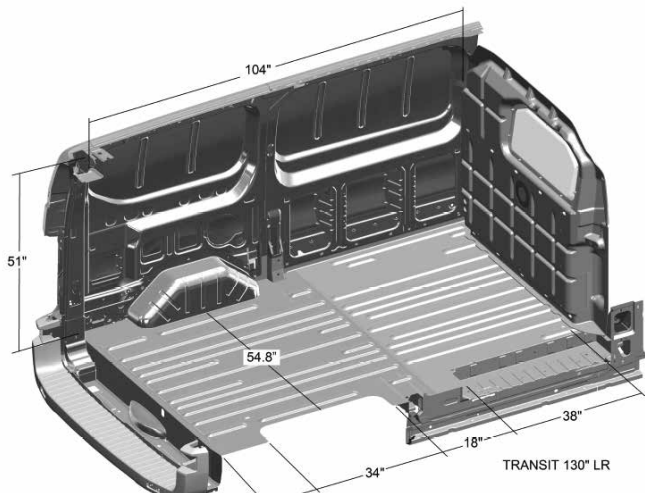
ZONE 6 VEHICLE GRAPHICS

- Stand out in the crowd!
- Vehicle graphics are the most cost effective form of advertising!

ADDITIONAL STORAGE

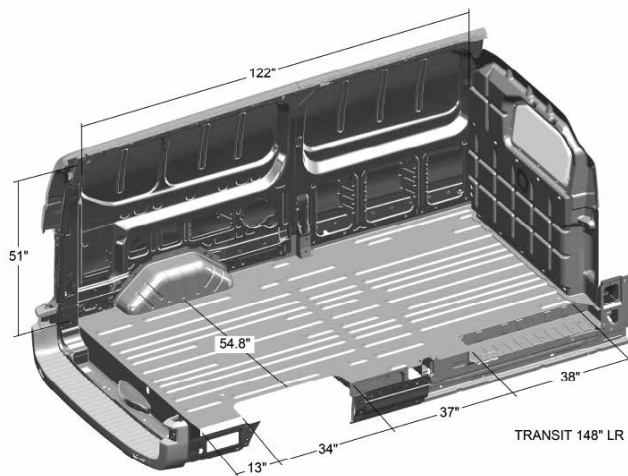
- Determine the space needed for specialty equipment.
- Add accessories to shelving and partition
- Hooks, drawers, files, screens, and more.

Transit Low Roof 130" WB

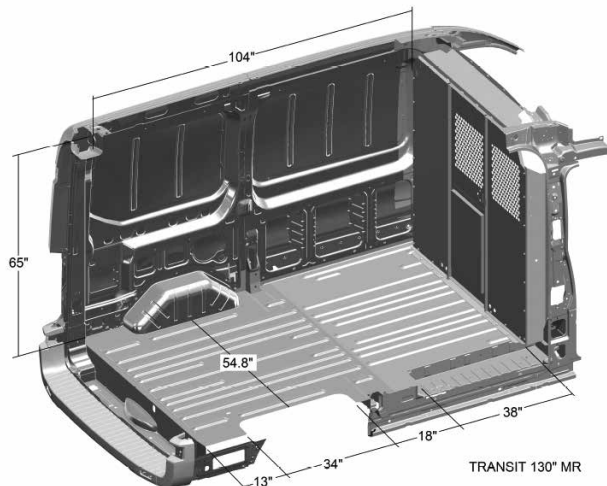


Notes

Transit Low Roof 148" WB



Transit Mid Roof 130" WB



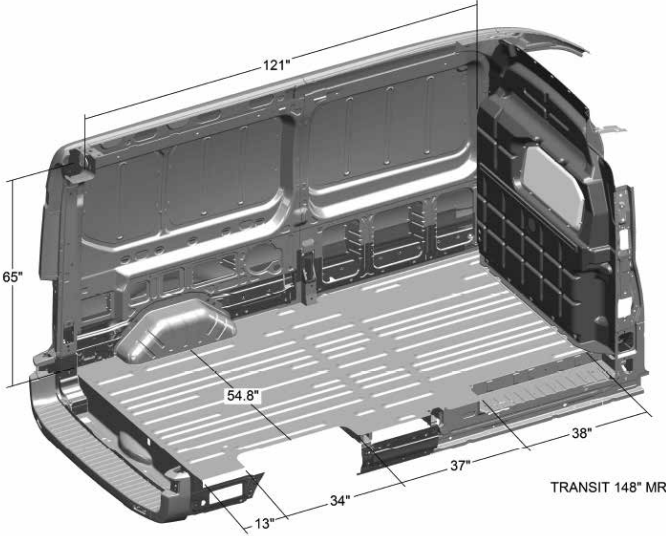
Note: Dimensions for reference only. Measure your van or contact your distributor for your exact needs.

All illustrations, photos and specifications in this publication are based on the latest product information available at the time of content approval.

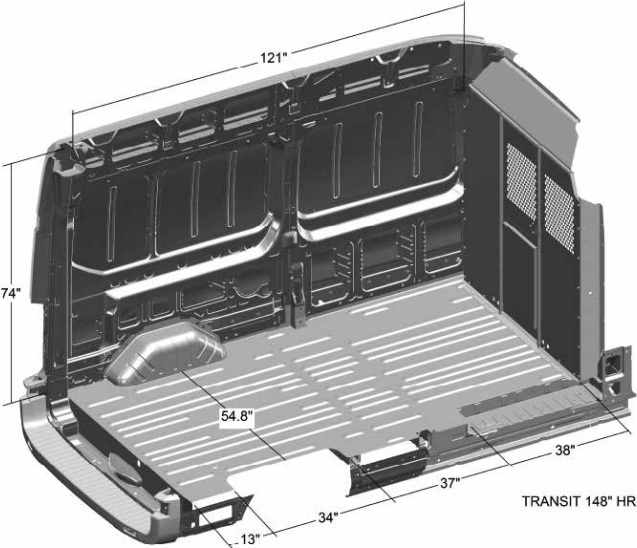
The right is reserved to make changes at any time, without notice, in materials, specifications and models, and also to discontinue models.

Transit Mid Roof 148" WB

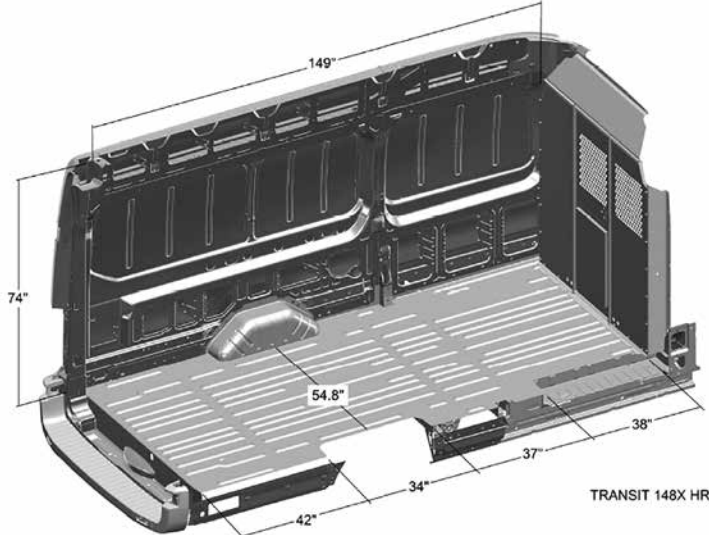
Notes



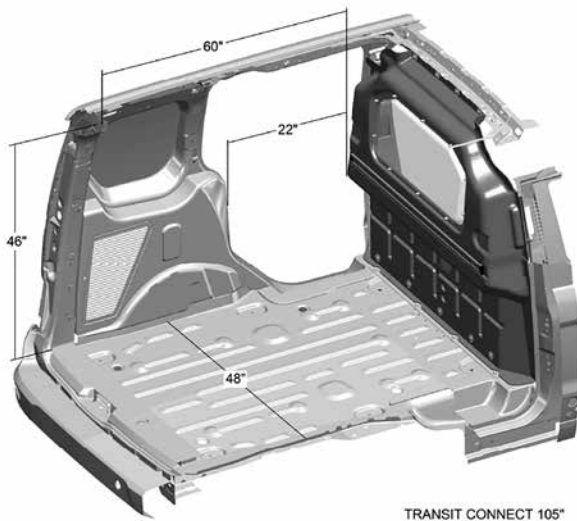
Transit High Roof 148" WB



Transit High Roof 148" WB

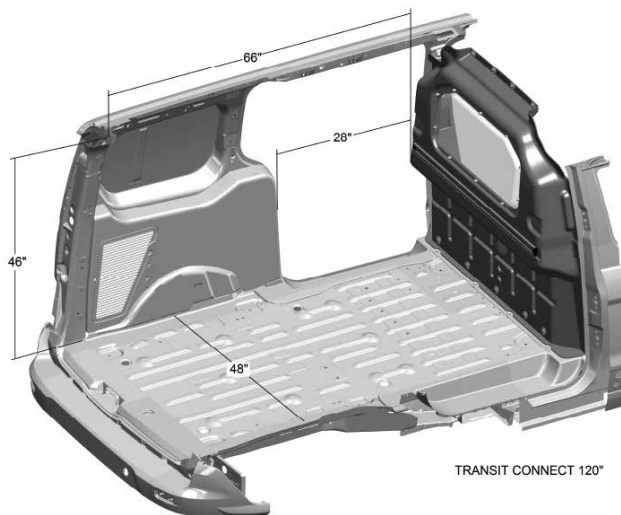


Transit Connect 105" WB



Notes

Transit Connect 120" WB



Note: Dimensions for reference only. Measure your van or contact your distributor for your exact needs.

All illustrations, photos and specifications in this publication are based on the latest product information available at the time of content approval.

The right is reserved to make changes at any time, without notice, in materials, specifications and models, and also to discontinue models.

FOR A MORE COMFORTABLE MOBILE OFFICE

NEW COMPOSITE PARTITION FOR LOW ROOF TRANSIT

Your mobile office is now more comfortable with an Adrian Steel composite partition. Sound deadening reduces driver distractions. Climate control reduces vehicle idle time for warm up and cool down. Generous leg room for less stress behind the wheel. The integrated steel frame provides the same level of performance that you are accustomed to from Adrian Steel.



- Available with or without a clear poly rear-view window.
- Add hooks along the integrated AD rail.
- Features a mounting location by the door for a fire extinguisher (not included.)



PARFTL - Composite Partition w/ Visibility

PARFTL-NW - Composite Partition

STEEL S-M-C PARTITION FOR LOW ROOF TRANSIT



- Choose from solid or perforated panels.
- Partition mounts behind the B-pillar allowing for maximum cab comfort.
- Compliant with Transit's safety features. It does not interfere with the side-curtain airbag system or seatbelts.
- Center M panels can be fixed or hinged with a key-locking door. All hinged door partitions come standard with two 6" hinges, bulb seal and a slam latch. These features reduce vibration noise.
- The MEDIUM and HIGH ROOF Transit partition door has a 60" opening height.
- Partitions feature pre-drilled holes for adding accessories easily, and larger pass-through holes for routing wiring.
- Stamped steel panels on the LOW ROOF Transit reduce product weight without sacrificing strength.

INTRODUCING THE PARTITION THAT IS ALL ABOUT DRIVER COMFORT!

There is a trend happening with cargo van owners in the market. They want a product that offers more value than the traditional steel partition provides. Something that quiets the cab area, provides more leg room and provides better climate control. Drivers that spend 8-12 hours a day working out of their mobile office want a more comfortable experience.

Adrian Steel's new line of composite partitions offers unparalleled comfort for the driver.

Organize – Partitions are great location to hang your cargo. Easily add safety items like fire extinguishers and first aid kits, or hooks to hang your extension cords or hoses. Additional accessory kits are available to customize your Adrian Steel composite partition even more.

Sound Deadening
Reduce the harshness of the cargo noise entering the cab area. This reduces driver distractions and makes for a quieter environment to communicate when driving.

Leg Room – Full seat travel and a comfortable recline angle makes the composite partition our most comfortable line of partitions we sell.

Climate Control
Quickly cool down or heat up the cab area of the cargo van, reduce idle time doing so and save fuel!

PARFTM

Composite Partition w/ Visibility

PARFTM-NW

Composite Partition

PARFTH

Composite Partition w/ Visibility

PARFTH-NW

Composite Partition



PARFTM-NW



PARFTH

STEEL S-M-C PARTITION FOR MEDIUM & HIGH ROOF TRANSIT



MEDIUM ROOF
PARTITION



HIGH ROOF
PARTITION

MODEL	DESCRIPTION
LOW ROOF FIXED CENTER PANEL	
S1M1C1FSV	Solid panels
S1M2C1FSV	Center panel perforated
S1M2C2FSV	Center and Curb panels perforated
S2M2C2FSV	All panels perforated
LOW ROOF HINGED CENTER PANEL "DOOR"	
S1M1HC1FSV	Solid panels
S1M2HC1FSV	Center panel perforated
S1M2HC2FSV	Center and Curb panels perforated
S2M2HC2FSV	All panels perforated
MED/HIGH ROOF FIXED CENTER PANEL	
S1M1C1PM	Solid panels
S1M2C2PM	Center and Curb panels perforated
MED/HIGH ROOF HINGED CENTER PANEL "DOOR"	
S1M1HC1PM	Solid panels
S1M2HC2PM	Center and Curb panels perforated
PARTITION WING KITS	
	Steel Partition Mounting Kit
WKC1FDTM	Steel Partition Mounting Kit
WKC1FDTH	Steel Partition Mounting Kit



S1 - Solid
S2 - Perforated
Mounts behind driver seat.



M1 - Solid
M2 - Perforated
Center panel. Also available as a hinged door.



C1 - Solid
C2 - Perforated
Mounts behind passenger seat.

Steel partitions are sold as panel kits and wing kits. Please see application chart to confirm the appropriate panel kit and wing kit for your vehicle.



TA1 4-Hook Bar 2" x 12" bar mounts to partition or shelving. Four welded hooks with 2" hanger opening.

PDK1 Steel Partition Door Kit converts M-Series fixed center panel into hinged door with keyed slam latch. Includes two 6" hinges, bulb seal and a slam latch that reduce vibration noise. (Not available for the Transit Connect)



PA9 First Aid Tray secures first aid box. Measures: 11"W, 4-1/2"H, 3-1/8"D

PA7 Reflector Kit w/ Bracket Includes reflector kit with metal pocket holder, I.C.C. approved.



PA8 Fire Extinguisher is a rechargeable, 2-1/2 lb. dry chemical extinguisher. Stops Class A, B and C fires. Complete with charge gauge and mounting bracket.

PA10 File Holder Organizes paperwork. Measures: 12"W, 7"H, 5"D.

TH30 or TH50 Tank Holder holds 30lb. or 50lb. tank to partition or other vertical surface.

Partition Climate Control Kit (not shown) install over the perforations of the partition to help with climate control in the cab.
Low roof: **PA5-1**: S & C panels, **PA5-2**: M panel.
Med & High roof: **PA5-SPR**: M&C panels.

Partitions

Transit Connect

NEW COMPOSITE PARTITION FOR TRANSIT CONNECT

Your Transit Connect mobile office is now more comfortable with an Adrian Steel composite partition. Sound deadening reduces driver distractions. Climate control reduces vehicle idle time for warm up and cool down. Generous leg room for less stress behind the wheel. The integrated steel frame provides the same level of performance that you are accustomed to from Adrian Steel.

PARTC - Composite Partition w/ Visibility


PARTC-NW - Composite Partition

- *Better Climate Control (than perforated partitions.)*
- *Add hooks along the integrated AD rail.*
- *Reduces noise from the cargo area.*
- *Mounting location by the door for a fire extinguisher (not included.)*
- *Available with or without a clear poly rear-view window.*



STEEL PARTITION W/ VISIBILITY

The **P2TCS14** features all steel panels that safeguard the cab area against moving and shifting cargo. The recessed design allows for maximum adjustability of the front seats and provides storage space for a 6 foot step ladder in the back of the LWB Transit Connect. The perforated window allows for visibility of your cargo area and rear windows while the solid steel construction provides better climate control and sound deadening. The steel header and full perimeter wings provide optimal security. Fits 2014 and newer Transit Connect.



WIRE PARTITION


The **P2TCFW14** provides maximum visibility while safeguarding your van cab area against moving and shifting cargo. The recessed design allows for maximum adjustability of the front seats and provides storage space for a 6 foot step ladder in the back of the LWB Transit Connect. The **P2TCFW14** is lightweight and economical without sacrificing safety and security. Fits 2014 and newer Transit Connect.





THE NEXT GENERATION OF CARGO MANAGEMENT SOLUTIONS

Tools, equipment and cargo come in all shapes and sizes and until now, there hasn't been a shelving unit that is **truly adjustable**. The ADseries is the first of it's kind where, with only a screwdriver, you can simply remove the front shelf bolts and move the shelf where you need it. Shelves can be adjusted in one inch increments and provide the most flexible shelving solution available.



TRULY ADJUSTABLE SHELVES

All you need is a phillips head screwdriver! The unique shelf design features rear shelf studs that lock the shelves in place and speed nut clips that allow you to attach bolt on easily! Simply remove two bolts from the speed nut clips at the front lip of the shelf, tilt the shelf upwards to disengage the rear studs, move the shelf to your desired location, insert the rear shelf studs, reattach the bolts and you're done!



ADAPTABLE INTERIOR

Everyone likes to set their work van up their own way. The ADseries allows you position the shelving where you need it. Exclusive to the ADseries, the unique rail system enables you to reposition the shelving along the rail, increasing the available space for trade specific equipment. All of this is done without removing bolts, plugging holes and redrilling the van! The 6" knock out of the stamped steel end panels (available for the Low Roof Transit) provides a 48" floor space to accommodate 4'x 8' sheet goods (up to 22 sheets of 1/4" drywall or a combination of thicknesses).



ADD ACCESSORIES

Businesses change over time and your van interior should be able to change with your needs. Plug and Play shelves have prepunched holes that allow adding storage solutions easily! ADseries dividers simply snap in place, drawer units and door kits simply bolt into place. Many Adrian Steel accessories can be added to the ADseries shelving with the rail adapter kits and end panel brackets.

MODEL	SIZE	DESCRIPTION
AD32FP	32"W x 46"H x 14"D	fits low roof Transit
AD44FP	44"W x 46"H x 14"D	fits low roof Transit
AD50FP	50"W x 46"H x 14"D	fits low roof Transit
AD1226TC14	26"W x 44"H x 12"D	fits 14-on Transit Connect
AD1426TC14	26"W x 44"H x 14"D	fits 14-on Transit Connect
AD1232TC14	32"W x 44"H x 12"D	fits 14-on Transit Connect
AD1432TC14	32"W x 44"H x 14"D	fits 14-on Transit Connect
RK130FTS	130"WB Rail Kit,	Mounting Rail Kit
RK148FTS	148"WB Rail Kit	Mounting Rail Kit
RK130FTM	130"WB Rail Kit	Mounting Rail Kit
RK148FTM	148"WB Rail Kit	Mounting Rail Kit
RK148FTH	148"WB Rail Kit	Mounting Rail Kit
RKTC14	Mounting Rail Kit	fits 14-on Tr. Connect SWB, LWB
RKDTTC14	Mounting Rail Kit	fits 14-on Tr. Connect LWB

Note: Rails are not included with the shelf units. Rail kits must be ordered separately.

Note: Shelves have the following weight ratings:

- Shelves positioned with the shelf lip facing up have a rating of 100 lbs. per shelf evenly distributed.
- Shelves positioned with the shelf lip facing down have a rating of 200 lbs. per shelf evenly distributed.

MODEL	SIZE/DESCRIPTION
DV14C1	Shelf Divider
DV14C8	14" Shelf Dividers
DV12	Shelf Divider
DV14	Shelf Divider
DK26TC	Door Kit
DK32TC	Door Kit
DK3008	Door Kit
DK3010	Door Kit
DK4208	Door Kit w/ Open Back
DK4210	Door Kit w/ Open Back
DK4808	Door Kit
DK4810	Door Kit
BRK14EPS	End Panel Mounting Bracket
RKA1	Rail Kit Adapter/See list at right
RKA3	Rail Kit Adapter3/See list at right
RKA4	Rail Kit Adapter4/See list at right
RKABRK1	Single Adapter Bracket for Rail Kit
RKABRK2	Double Adapter Brackets for End Panel
RKAWTR	Welded Tank Rack Rail Adapter
RKA919	Drawer Riser Kit
35325-G	32" Long Shelf
35327-G	44" Long Shelf
35328-G	50" Long Shelf

RKA1 – Rail Adapter Kit1
Use with: CB2, CB3, CB4 (uses 2)

RKA3 – Rail Adapter Kit3
Use with: #1, #12, #2, #8, DC Units, 17A, CRH2, TA19, TA5

RKA4 – Rail Adapter Kit4
Use with: CL1446D/R, #40, KDRH2, KD Shelving Units, #33, #3, #33W, JD Shelving

BRK14EPS – End Panel Mounting Bracket
Use with: 17A, CB5, 43, TA19, TA20, WRH5, UH10/25/50, PA9, PA8, ACT3/4, PA11, AGSCH2, PA7, TH30, TH50, TA5

RKABRK1 – Used with TA19, TA20, TA5

THE NEXT GENERATION OF CARGO MANAGEMENT SOLUTIONS

Tools, equipment and cargo come in all shapes and sizes and until now, there hasn't been a shelving unit that is **truly adjustable**. The ADseries is the first of it's kind where, with only a screwdriver, you can simply remove the front shelf bolts and move the shelf where you need it. Shelves can be adjusted in one inch increments and provide the most flexible shelving solution available.



MODEL	SIZE	DESCRIPTION
AD32FP	32"W x 46"H x 14"D	fits low roof Transit
AD44FP	44"W x 46"H x 14"D	fits low roof Transit
RKMM		Mounting Rail Kit



HAD SHELving FOR MEDIUM & HIGH ROOF TRANSIT

The **HAD shelving units** feature two ADseries adjustable shelves in the center of the shelf unit. These two shelves feature a 2" lip and, with only a screwdriver, can be adjusted up or down on one inch increments. Includes two steel back panels and shelves have pre-drilled holes for adding dividers, drawer units and other plug and play accessories. Must be installed with a Rail Kit. See page 8 for the appropriate Rail Kit.

MODEL	OVERALL SIZE
HAD3259	32" x 59" x 14"
HAD4459	44" x 59" x 14"
HAD5059	50" x 59" x 14"

HD & JD Shelving

Transit Medium & High Roof



HD SHELving FOR MEDIUM & HIGH ROOF TRANSIT

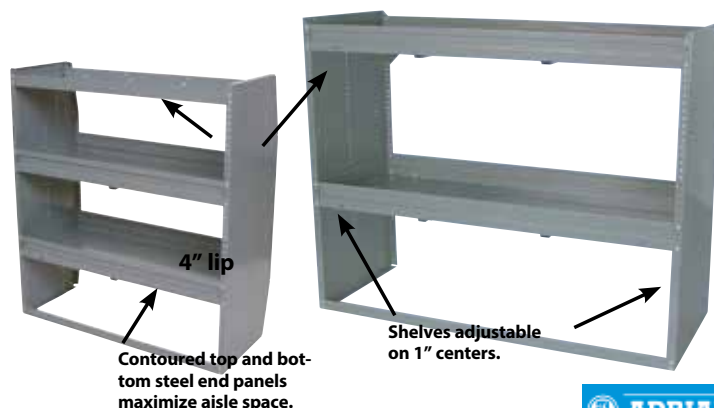
The **HD shelving units** feature KD adjustable shelves. The top and bottom shelf feature a 2" lip, the center two shelves feature a 4" lip. Each shelf can be adjusted up or down on one inch increments.

MODEL	OVERALL SIZE
HD3259	32" x 59" x 14"
HD4459	44" x 59" x 14"
HD5059	50" x 59" x 14"

JD SERIES JUMBO DEEP SHELving

- Available in 18" and 24" depths.
 - Shelf gussets and floor rail provide extra strength.
 - 18" deep units contain one 14" and two 18" deep shelves.
 - 24" deep units have squared end panels and two shelves.
- See chart.

MODEL	OVERALL SIZE	OPEN SHELF SPACE
JD42FP	42"W x 46"H x 18"D	14.58 sq ft
JD52FP	52"W x 46"H x 18"D	18.56 sq ft
JD48FP	48"W x 48"H x 24"D	20.21 sq ft
JD60FP	60"W x 48"H x 24"D	20 sq ft



WELDED SHELVING FOR LOW ROOF TRANSIT

The 44 Series Welded Shelving feature welded shelves, back panels and end panels. These fully welded shelf units allow for greater weight capacity and reduce cargo noise. Configure your Transit to your specific needs with drawer units, dividers and removable bins to customize your setup.



MODEL	DESCRIPTION
4432	Welded 3-Shelf Unit
4442	Welded 3-Shelf Unit
4450	Welded 3-Shelf Unit



Contoured top and bottom steel end panels maximize aisle space.

ACCESSORIES FOR WELDED SHELVING

Upgrade the 44 Series with Dividers, DC Drawer Units, Lock & Latch drawer units, Door Kits and our popular #28 Parts bin!

Plug & Play units – add accessories in minutes!



ACCESSORIES

MODEL	DESCRIPTION
DV44U1	Top Shelf Divider (single)
DV44U4	Top shelf divider kit (4 pack)
DV44U	Top shelf divider kit (8 pack)
DV44L1	Lower shelf divider (single)
DV44L4	Lower shelf divider kit (4 pack)
DK532	Door Kit w/ Back Panel
DK544	Door Kit
DK550	Door Kit
28	Parts Bin

DRAWER COMPONENT SHELVES

- Create customized shelving modules with drawer component shelves.

- Built to bolt onto the DC6 and DC12, these shelves can provide additional storage space.
- The shelves are available in 18", 24" and 36" wide configurations.
- Feature a 1" shelf lip.

MODEL	DESCRIPTION	SHELF SIZE
SF11218DC	Shelf for DC Drawer Units 12"d x 18"w	12"D x 18"W
SF11224DC	Shelf for DC Drawer Units 12"d x 24"w	12"D x 24"W
SF11236DC	Shelf for DC Drawer Units 12"d x 36"w	12"D x 36"W



STORAGE MODULES ARE USEFUL COMBINATIONS OF SHELVING AND STORAGE.

When you need a variety of parts and tools to do the job, it is essential that you have them organized and easily accessible. Offering a variety of storage and workbench combinations, Adrian Steel Modules are the key to efficiency when working out of your van.

MD507 SHELF AND DRAWER MODULE

MD507 INCLUDES:

9	4-Drawer Unit w/ Lock
18	Welded 3-Shelf Unit w/ Dividers
19	2-Drawer Unit w/ Lock
40	Wheelwell Bin w/ Lock
43	3-Shelf Literature Rack

42"W x 46.5"H x 14"D



MD506 SHELF AND DRAWER MODULE

MD506 INCLUDES:

9	4-Drawer Unit w/ Lock
12	Adjustable Single Shelf Cabinet w/Lock (2)
19	2-Drawer Unit w/ Lock
40	Wheelwell Bin w/ Lock
43	3-Shelf Literature Rack

42"W x 46.5"H x 14"D



MD534 CABINET AND DRAWER MODULE

MD534 INCLUDES:

9	4-Drawer Unit w/ Lock
12	Adjustable Single Shelf Cabinet w/Lock (2)
19	2-Drawer Unit w/ Lock
33WB	Welded 4-Shelf Unit w/ Bins
40	Wheelwell Bin w/ Lock
43	3-Shelf Literature Rack

52"W x 46.5"H x 14"D



MD508 WORKBENCH MODULE

MD508 INCLUDES:

9	4-Drawer Unit w/ Lock
19	2-Drawer Unit w/ Lock
40	Wheelwell Bin w/ Lock
54	Workbench Top

42"W x 26"H x 14/18"D



MD509 WORKBENCH MODULE

MD509 INCLUDES:

8	3-Drawer Unit (2)
40	Wheelwell Bin w/ Lock
54	Workbench Top
CB2	2-Book File

42"W x 31"H x 14/18"D



WORKBENCH MODULE FOR LOW, MEDIUM & HIGH ROOF

The MD608 Workbench Module features 84" of work top surface perfect for any mobile workshop. Shown with optional 17A 6-Shelf Catalog File and floor Rail Kit. See package 5274TL.

MD608 INCLUDES:

KMB36	Key Machine Base
54	Workbench Top (2)
9	Four Drawer Shallow (2)
19	2-Drawer Unit w/ Lock (2)
40	Wheelwell Bin w/ Lock
14	Step Stool

Storage Modules are designed to fit over wheelwells of the low roof Transit van. Shelving and Modules must be installed on a Rail Kit. See page 6 for the appropriate Rail Kit.

Visit AdrianSteel.com to see more Storage Modules.

SPECIFIC JOBS DEMAND SPECIFIC STORAGE SOLUTIONS.

Cabinet and Drawer Modules provide secure storage for large and small tools and parts. The modular design allows you to get what you need now and the ability to add more when you need it. Whatever the job demands, Adrian has the storage solutions to transport your gear safely and securely.



Vented gas storage solutions

TANK CABINETS

- Provide vented storage for Propane, Mapp gas or CO2 tanks.
- Cabinets feature a full door gasket with two snap latches for positive door closure.
- Interior cabinet cradle and retaining straps (foam yokes for TA19) secure tanks and prevent movement.
- Floor vent and tubing are included for exhausting fumes.
- Propane cabinets store 20, 30 or 40 lb. tanks.
- Mapp Gas Cabinets store 6 1/2" diameter tanks.
- CO2 Tank Cabinets store 20 lb. cylinders.

MODEL	DESCRIPTION	CABINET SIZE
TA18	Compressed Gas Tank Cabinet	14-3/4"W x 36"H x 13"D
TA19	Compressed Gas Tank Cabinet	13"W x 32"H x 12-1/2"D
TA20	Mapp Gas Cabinet	14"W x 26"H x 8"D

SHELF CABINETS

- Available in 12" and 18" front to rear lengths
- Can be used free standing or stacked with our lockable drawer units.
- Feature locking recessed tee-handles for secure storage and receive a durable gray powder coat finish.
- Cabinets feature an open side and can be combined for side-by-side use holding items up to 35" long.
- Optional end panel can be added to close off side when required.
- Include an adjustable shelf that can be removed
- Cabinets provide a solid surface to stack modular drawers, cabinets and bins.



MODEL	DESCRIPTION	CABINET SIZE
1	Adjustable Single Shelf Cabinet w/Lock	18"W x 22"H x 18"L
12	Adjustable Single Shelf Cabinet w/Lock	18"W x 22"H x 12"L
1A	Cabinet Shelf	No. 1
12A	Cabinet End Panel	No.12

40 WHEEL WELL COVER CABINET

- Wheel well cover cabinets are designed with an open back and bottom.
- Serves as an enclosure for rear wheel wells.
- Provides a solid surface to stack modular drawers, cabinets and bins.
- Cabinets come with locking recessed tee-handles for secure storage.
- Finished with a durable gray powder coat finish.
- Cabinet size 42"W x 12.5"H x 14"L



CABINET LOCKERS


- Full-door Lockers feature a 46" high storage space with 3 removable shelves.
- Short-door Lockers feature a 33" high storage area and with 2 removable shelves.
- Locker doors are reversible for flexibility and feature locked recessed T-handles for security.
- Cabinet Lockers taper from 14" to 12" from front to back in depth at top and bottom to maximize aisle space.

MODEL	DESCRIPTION	CABINET SIZE
CL1446R	Adjustable 3-Shelf Cabinet w/ Lock	18"W x 46"H x 14"D
CL1446D	Adjustable 3-Shelf Cabinet w/ Lock	18"W x 46"H x 14"D





2.5" deep drawers come with ABS divided and removable trays perfect for small parts.



DRAWER UNITS – LOCK 'N LATCH SYSTEM


- Our exclusive Lock 'n Latch system provides a choice of drawers open, drawers retained or drawers locked position.
- Drawers are made of an engineered composite material for durability with heavy-duty drawer glides for support and smoother drawer operation.
- The new drawer glides significantly increase the ease of use when opening and closing the drawer units. They all but eliminate the rattle noise of the drawers when the driving the vehicle.
- Drawers and glides can be repositioned within cabinet for increased flexibility.
- Divide 5" deep drawers into compartments using optional metal "egg crate" dividers.

Latched & Locked	Latched & Unlocked	Drawers Unlatched	Drawers Open
MODEL	DESCRIPTION	DRAWER SIZE (QTY.)	
19	2-Drawer Unit w/ Lock	16"W x 5"D x 11-1/2"L (2)	
919	3-Drawer Unit w/ Lock	16"W x 2-1/2"D x 11-1/2"L (2) 16"W x 5"D x 11-1/2"L (1)	
9	4-Drawer Unit w/ Lock	16"W x 2-1/2"D x 11-1/2"L (4)	
27	Drawer Divider Assembly	19 or 919 Drawer (1)	

Steel outer cabinet measures 18"W x 12"H x 12"L.

DRAWER COMPONENTS

- Organize small parts with our flexible and rugged composite Drawer Components.
- Drawer retention stops prevent drawers from opening while the vehicle is in transit.
- Made of a hi-impact polymer for a quiet operation.
- Each drawer comes with 2 dividers and 7 divider slots.
- Interlocking feature allows up to 2 units stacked vertically or multiple units horizontally.
- Choose from Adrian Steel's pre-configured drawer systems or create your own drawer system from the base models.



MODEL	DESCRIPTION	OVERALL SIZE
DC6	3-Drawer Unit	6"W x 12"H x 12"D
DC12	3-Drawer Unit	12"W x 12"H x 12"D
DS06212V	6-Drawer Unit	12"W x 24"H x 12"D
DS36012H	9-Drawer Unit	18"W x 12"H x 12"D
DS46012	12-Drawer Unit	12"W x 24"H x 12"D

5lb. weight capacity per drawer.



#2 Cabinet Size
18"W x 24"H x 18"L

#8 Cabinet Size
18"W x 18"H x 12"L

DRAWER UNITS – LOCKING HINGE AND HASP

- Drawers are welded and have reinforced drawer slides for strength.
- Can be locked with a padlock (not included) for security.
- Divide drawers with optional metal "egg crate" dividers.

MODEL	DESCRIPTION	DRAWER SIZE (QTY.)
8	3-Drawer Unit	16"W x 5"D x 11-1/2"L (3)
2	4-Drawer Unit	16"W x 5"D x 17-1/2"L (4)
25	Drawer Divider Assembly	No. 2 Drawer (1)
26	Drawer Divider Assembly	No. 8 Drawer (1)


BE MORE EFFICIENT WITH INVENTORY THAT IS READY TO GO WHEN AND WHERE YOU ARE.

Versatile, lightweight, durable, convenient and mobile - these **Portable Parts Cases** are perfect for the tech who needs to carry small parts and inventory to the jobsite.

The impact resistant body can be organized with the included adjustable dividers. The see-through lids with snap latches make identifying contents easy.

PPCS 14" x 14" x 3.75"

PPCL 14" x 14" x 6.25"



CH-EP
15.5" x 11.25" x 37.5"

* FIRST AID KIT
NOT INCLUDED



CHPPC5SM
16.5" x 14" x 35"



Add a single **CH1514SGL 15" x 14" x 12"** or double **CH-1514DBL 15" x 14" x 12"** **Case Holder** to an existing shelf to house included cases that stay put while in transport.

INCORPORATE THE PORTABLE PARTS CASES INTO YOUR VAN WITH THE STORAGE OPTION THAT FITS YOUR NEED.

Three different **Case Holder** options give you the ability to house multiple Portable Parts Cases near the vehicle door for easy access to grab-and-go. The **CH-EP** and **CHPPC5SM** include a tray that holds an optional first aid kit and feature slanted shelves.

The **CHPPC4S** includes four PPCS cases and each shelf has a retaining lip to keep cases in place.



CHPPC4S
14 3/8" x 14 3/8" x 18"

A CENTER CONSOLE DESK KEEPS ELECTRONICS SECURE AND OUT OF SIGHT.

Designed to be mounted in the cab, between the front seats.



Tech Desk Console for Ford Transit

- Designed to mount between
- The front seats.
- 2 USB Ports.
- Non-Slip lid tray to keep items from falling off during transit.
- Internal Organization.
- Lockable Lid.
- Interior LED lights.

TDC6 Tech Desk Console

Fits Ford Transit



Center Console Desk for Ford Transit

- Designed to mount between the front seats.
- Rugged steel construction with a hinged worktop and key locking paddle handle.
- Convenient lid mounted clip holds papers in place on the writing surface.
- Center Console Desks mount securely to the vehicle floor, and can be removed for service.
- Measures 6.7"W, 18.3"H, 22.3"D

CCD6 Center Console

Fits Ford Transit

CCDHF6 Center Console Hanging File

ALUMINUM LOCK BOX

- Stores valuable tools and paperwork.
- Gas shock safely opens and closes the large lid.
- The large lock will accommodate a padlock or hockey puck style lock (not included.)
- Designed to mount on the van floor facing out the side or rear doors.
- Aluminum construction with powder coat black paint.




LKB1 Lock Box

20" W, 14.5" H, 25" D



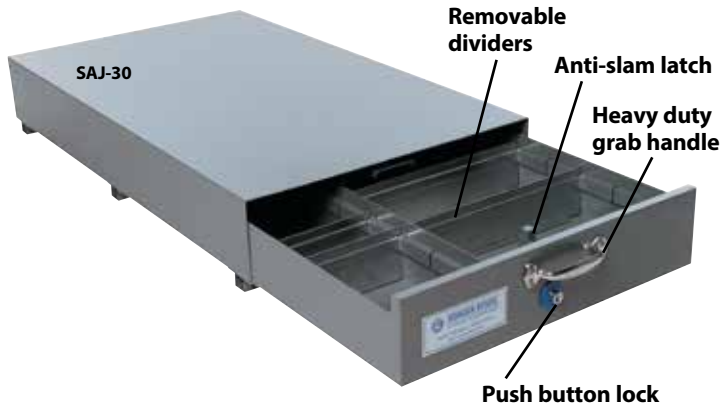
LITERATURE FILES




- 1: CB5 5-Slot Literature Rack** Mount on partition or other vertical surface. 2-1/2" deep pockets. Overall size: 12"W, 24"H, 2-1/2"D.
- 2: CB7 7-Slot Literature Rack** Mount on partition or other vertical surface. 6-3/4" deep pockets. Overall size: 14-3/4"W, 28-7/8"H, 7"D.
- 3: 17A 6-Shelf Catalog File** Designed for catalogs but also serves to store a variety of materials between the 3" shelf spacings. Overall size: 11"W, 24"H, 12"D.
- 4: 43 3-Shelf Literature Rack** Fits in narrow spaces. It has three tilted shelves. Perfect for binders and catalogs. Overall size: 6" W, 34" H, 12" D.

- 5: BH4 4-Slot Literature Rack** Designed to mount on partition or almost any vertical surface. Excellent for binders. Each pocket is 2 1/2" deep. Overall size: 12-3/4" W, 19-1/2" H, 2-1/2" D.
- 6: CB2 2-Book File** Mounts on the floor between front seats and partition. Holds folders 12"H x 10-1/2"D. Overall size: 6"W, 14"H, 12"D.
- 7: CB3 3-Book File** Mounts on cabinet tops or on the floor. Multiple units can be flush-mounted. Holds folders 12"H x 10-1/2"D. Overall size: 10-3/4"W, 14"H, 12"D.
- 8: CB4 Utility Box** Stores a variety of printed material. Also suitable for keeping tools, safety glasses, gloves and other items. Hinged lid. Overall size: 12"W, 12"H, 14"D.

ADRIAN'S FLOOR DRAWER IS THE FINEST FLOOR STORAGE UNIT YOU CAN BUY.



- 14 Gauge steel outer cabinets are constructed with top channel cross support members for strength and rigidity.
- Drawers are constructed with double sidewalls to prevent bowing and to accommodate items up to 48" in length.
- The anti-slam latch stops drawers from completely closing without positive latch activation.
- Heavy-duty grab handle and push button lock allows for comfortable, one-handed drawer operation.
- Durable powder coat finish will provide years of rugged service.
- Easy glide drawers with full width recessed conveyor roller at front and hardened steel roller bearings at rear.
- Install at rear or side doors, and units can be stacked.



SA-10



SA-20



SA-40

FLOOR DRAWER DEEP SERIES

MODEL	DESCRIPTION	CABINET SIZE	DRAWER SIZE	FLOOR DRAWER TRACTION KIT	DIVIDER (QTY.)
SA-10	Single Compartment Floor Drawer	10"W x 12"H x 51-1/2"D	9-5/8"W x 8-1/2"H x 48-1/2"D	TK10	DV9(5)
SA-20	Single Compartment Floor Drawer	20"W x 12"H x 51-1/2"D	19-5/8"W x 8-1/2"H x 48-1/2"D	TK20	DV19(5)
SA-40	Triple Compartment Floor Drawer	40"W x 12"H x 51-1/2"D	9-5/8"W x 8-1/2"H x 48-1/2"D (2) 19-5/8"W x 8-1/2"H x 48-1/2"D	TK40	DV9(10) DV19(5)



SAJ-10



SAJ-20



SAJ-30




SAJ-40

FLOOR DRAWER SHALLOW SERIES

Floor Drawer quality in a lower profile

MODEL	DESCRIPTION	CABINET SIZE	DRAWER SIZE	FLOOR DRAWER TRACTION KIT	DIVIDER (QTY.)
SAJ-10	Single Compartment Floor Drawer	10"W x 8-1/2"H x 51-1/2"D	9-5/8"W x 5-1/4"H x 48-1/2"D	TK10	DVJ9(5)
SAJ-20	Single Compartment Floor Drawer	20"W x 8-1/2"H x 51-1/2"D	19-5/8"W x 5-1/4"H x 48-1/2"D	TK20	DVJ19(5)
SAJ-30	Double Compartment Floor Drawer	30"W x 8-1/2"H x 51-1/2"D	9-5/8"W x 5-1/4"H x 48-1/2"D 19-5/8"W x 5-1/4"H x 48-1/2"D	TK30	DVJ9(5)
SAJ-40	Triple Compartment Floor Drawer	40"W x 8-1/2"H x 51-1/2"D	9-5/8"W x 5-1/4"H x 48-1/2"D (2)	TK40	DVJ9(10)




Floor Drawer Traction Kits are available to provide a positive friction surface for better footing. Traction Kits are 4" wide, self-adhesive strips.

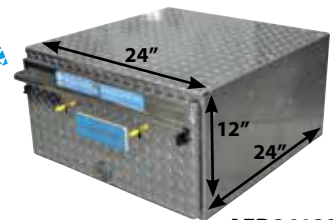
Floor Drawer Dividers are available and are sold individually.

FLOOR DRAWERS

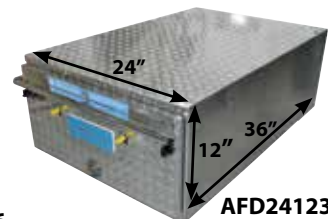
- Adrian Steel exclusive Anti-Slam latch keeps drawer from closing without positive latch activation. The only aluminum drawer in the industry with this feature!
- An automotive grade lock keeps expensive cargo secure and the adjustable divider helps keep contents segmented.
- The integral latch keeps the drawer open when you are on an incline and closed when you're done!
- Heavy duty grab handles and ball bearing slides allow the drawer to open and close with ease.
- Can be stacked to utilize large cubic storage areas.
- 24" deep units have a weight capacity of 350 lbs. and the 36" deep have a 325 lb. weight capacity.



AFD181236
weight 52lbs.



AFD241224
weight 46lbs.



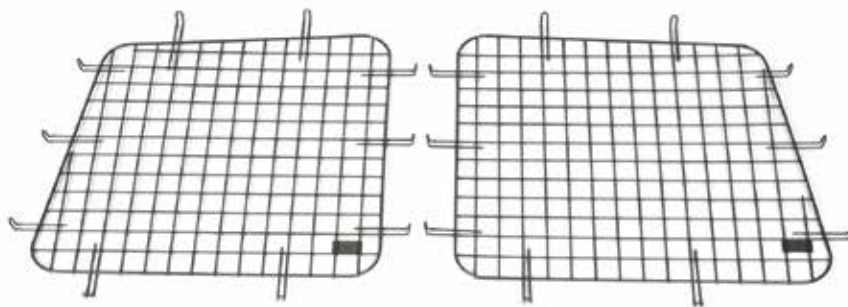
AFD241236
weight 60lbs.

REEL HOLDERS



- 1: CRH2 Cable Reel Holder** features a durable frame, two steel shafts that holds up to a 15-1/2" diameter reel by 14" wide. Overall size: 19-1/8" W, 16" D, 44-7/8" H
- 2: KDRH2 2-Bar Wire Reel Holder** holds large spools up to 16" wide and 18" in diameter. Spools nest on conveyor rollers. Includes tie-down chains with neoprene covers. Overall size: 18" W, 46" H, 18" D
- 3: WRH5 5-Bar Spool Holder** Five removable bars hold wire spools up to 6" in diameter. Reel Holder mounts to shelf ends or any vertical surface. Overall size: 12" W, 25" H, 4" D
- 4: End Panel Reel Holder Bar** mounts between **ADseries** shelf end panels for easy access to spools of cable and wire.
KDRH1426 - Wire Reel Holder
KDRH1432 - Wire Reel Holder
KDRH1444 - Wire Reel Holder
KDRH1450 - Wire Reel Holder

WIRE WINDOW SCREENS



Wire Window Screens add security to cargo area windows. Contoured to fit the window and feature a non-glare gray powder coat finish.

Transit Low Roof:

- 60-134** Passenger Side Rear Door Security Screen
- 60-135** Driver Side Rear Door Security Screen
- 60-138** Passenger Side Sliding Door Security Screen
- 60-140** Passenger Side Door Security Screen
- 60-141** Passenger Side Door Security Screen
- 60-TRLHDRD** Passenger Side Hinged & Rear Doors Security Screen Kit
- 60-TRLRDR** Rear Doors Security Screen Kit
- 60-TRLSDR** Passenger Side Sliding & Rear Doors Security Screen Kit

Transit Mid & High Roof


- 60-132** Passenger Side Rear Door Security Screen
- 60-133** Driver Side Rear Door Security Screen
- 60-136** Passenger Side Sliding Door Security Screen
- 60-137** Driver Side Sliding Door Security Screen
- 60-TRMHRDR** Rear Doors Security Screen Kit
- 60-TRMHSDR** Passenger Side Sliding & Rear Doors Security Screen Kit

Transit Connect:

- 60-TC14RB** Rear Doors Security Screen Kit
- 60-TCS14S** Sliding Doors Security Screen Kit
- 60-TCL14S** Sliding Doors Security Screen Kit

ADRIAN'S BLUE BIN SYSTEM IS PERFECT FOR VISUAL INVENTORY MANAGEMENT.

- 6" and 12" bins maximize the ADseries shelf space.
- The bins can nest on top of each other when at the job site or in the warehouse getting filled to go.
- Add a label to the front so you can find parts quickly
- Each bin can accommodate one optional divider.



SBIN120614



SBIN060614

MODEL	DESCRIPTION
SBIN060614	Snap In Bin
SBIN120614	Snap In Bin Divider
SBINDIV	Snap In Bin Divider

BURCO S-SERIES GLASS RACKS FIT THE FORD TRANSIT AND ARE ADAPTABLE TO YOUR NEEDS.



The 45047 Burco Glass Rack accommodates up to 11 windshields. Designed for modern windshields with six 14.5" and six 23.5" divider posts. The glass rack can transport both taller windshields and smaller glass panels safely and are ideal for loading and unloading glass from the top or side. Each post is surrounded with a protective foam cover and a twist and lock top to keep your glass safe and secure. Fits Ford Transit.

SAFELY TRANSPORT REFRIGERANT TANKS IN AN ADRIAN STEEL TANK RACK.



Vertically carry 30-lb. and 50-lb. refrigerant tanks securely in your van. Tank Racks can be installed for easy access from the side or rear van doors. Racks feature 14-gauge tubular steel frames welded for strength with sloped cradles and nylon straps. The optional **WTRTRAY** provides a storage area mounted on top of the welded tank racks.* The tray can be mounted to any size tubular tank rack.

MODEL	DESCRIPTION
WTR130250	(1) 30 lb & (2) 50 lb tanks
WTR230150	(2) 30 lb & (1) 50 lb tanks
WTR330	(3) 30 lb tanks
WTR350	(3) 50 lb tanks
WTR430	(4) 30 lb tanks

*Please confirm the location of the tank rack and tray, some interior locations will not accommodate the tray due to the contour of the vehicle.





1



2



3



4



5



6

1: DST21 Door Storage Tray offers convenient access to parts and tools.

Overall size: 20" W, 4" D, 8" H

2: Aerosol Can Tray secure cans for easy access.

ACT3 - 3-Place Aerosol Can Holder

ACT4 - 4-Place Aerosol Can Holder

3: 14 Step Stool has a wide base and is 12" high. Stool can be used with a workbench or as an auxiliary step. Top measures 10" x 20" One size.

4: TA2 Hard Hat Holder secures hat to partition or shelving.

5: VMA36 Vise Mount Assembly is floor mounted and telescopes out beyond side or rear cargo doors when fully opened. Measures 36" closed and 60" open.

6: Touch-Up Paint in spray cans match Steel-Cote™ finish. Three colors:

STP12G - Gray **STP12W** - White **STP12B** - Black

7: Door Tray comes with two dividers and has optional lid for containment.

DT21 - Door Tray Overall size: 18" W, 4" D, 4" H

DTL21 - Door Tray Lid for DT21 only

DTWL21 - Door Tray w/ Latching Lid

8: Hooks organize a variety of cargo in easy-to-access locations.

UH10 - Utility Hook

UH25 - Utility Hook

UH50 - Utility Hook

TA1 - 4-hook bar

9: Parts Tray features a 2" deep shelf lip. Can be mounted to cabinet and drawer modules for added top storage.

4A - Parts Tray Overall size: 36" W, 12" D, 2" H

4B - Parts Tray Overall size: 18" W, 12" D, 2" H



Storage for small parts 7



8



9

FINALLY!

A LADDER RACK DESIGNED AROUND YOU... NOT YOUR VEHICLE.

Introducing the All-New Drop-Down Ladder Rack from Adrian Steel!



The new, simpler design makes it easier to install and adjust. The aluminum build of the rack reduces corrosion and keeps your ladder rack looking like new. It will accommodate a variety of ladders and safely secure them for transport.

Technicians that are 5'-4" or taller can safely load and unload the ladder because of the lower, more ergonomic load and unload height. Durability testing ensures that the rack will stand the test of time and perform as it should for many years.



DDL61FTL - Passenger Side Drop Down Ladder Rack
DDL63FTL - Double Drop Down Ladder Rack
DDL61FTL - Passenger Side Drop Down Ladder Rack
DDL63FTL - Double Drop Down Ladder Rack
DDL61FTL - Passenger Side Drop Down Ladder Rack
DDL63FTL - Double Drop Down Ladder Rack
DDL61FTL - Passenger Side Drop Down Ladder Rack
DDL63FTL - Double Drop Down Ladder Rack

DDL61FTL - Passenger Side Drop Down Ladder Rack
DDL63FTL - Double Drop Down Ladder Rack
DDL61FTL - Passenger Side Drop Down Ladder Rack
DDL63FTL - Double Drop Down Ladder Rack
DDL61FTL - Passenger Side Drop Down Ladder Rack
DDL63FTL - Double Drop Down Ladder Rack
DDL61FTL - Passenger Side Drop Down Ladder Rack
DDL63FTL - Double Drop Down Ladder Rack

Technicians that are 5'-4" or taller can easily load and unload the rack without climbing up on anything.

EXCLUSIVE!

With the turn of a knob, you can quickly adjust the rack to fit a wide variety of ladders.



See it in action on [AdrianSteel.com](https://www.adriansteel.com)

Standard rack accommodates 28' extension ladder and 10' step ladder – short step ladders will need optional step ladder kit and up to 32' extension ladder with extension ladder kit.

FINALLY!

A LADDER RACK DESIGNED AROUND YOU... NOT YOUR VEHICLE.

Introducing the All-New Drop-Down Ladder Rack from Adrian Steel!



Our most user friendly ladder rack ever! Featuring the patent pending twist to adjust! The fastest way to adjust your rack to your ladder! The outboard design and two stage drop brings ladder down to an ergonomic load position where operators 5' 4" or taller can safely load and unload the ladder. The aluminum build of the rack reduces corrosion and keeps your ladder rack looking like new. Adrian Steel's Drop-Down Ladder Rack will accommodate a variety of ladders and safely secure them for transport.

Technicians that are 5'-4" or taller can easily load and unload the rack without climbing up on anything.



EXCLUSIVE!

With the turn of a knob, you can quickly adjust the rack to fit a wide variety of ladders.

Mid Roof

DDL61FTM - Single, Transit Medium Roof

DDL63FTM - Double Drop Down Ladder Rack

High Roof

DDL61FTH - Single, Transit High Roof

DDL63FTH - Double Drop Down Ladder Rack

Accessories

DDL61SLK2 - Adjustable Step Ladder Kit



See it in action on AdrianSteel.com

We know different jobs require different ladders. The new Drop-Down ladder rack safely transports all different types of ladders. Extension ladders, step ladders and specialty ladders. Standard rack accommodates 28' extension ladder and 10' step ladder – short step ladders will need optional step ladder kit and up to 32' extension ladder with extension ladder kit.

ALL-NEW & COMPLETELY REDESIGNED ALUMINUM GRIP-LOCK RACK

Off-the-Roof, Angled Design Offers a Lower Reach Height than Traditional Grip-Lock Racks.

The innovative “tilt angle” design offers a lower reach height than traditional grip lock racks.



Technicians that are 5'-7" or taller can easily load and unload the rack without climbing up on anything.

Adrian Steel's completely redesigned grip-lock style ladder rack is designed to make your job easier when loading and unloading your ladders. The innovative “tilt angle” design offers a lower reach height than traditional grip lock style racks. Technicians that are 5'7" or taller can safely load and unload ladders with out having to climb up on something.

The clamping mechanism secures and protects ladders when they are stowed or in transit. A padlock can be added for extra security. The natural aluminum finish reduces corrosion and helps preserve the integrity of the rack.

The all-new Grip-Lock Ladder Rack is an economical option that will look great and perform effortlessly for many years on your van!




61-GLFTL2 - Single Grip Lock Ladder Rack
63-GLFTL2 - Double Grip Lock Ladder Rack
GLSLKFSV - Step Ladder Kit
70-1LR - Conduit Kit w/ Round End Caps
70-2LR - Conduit Kit w/ Round End Caps

See it in action on AdrianSteel.com

GRIP YOUR LADDERS SECURELY WITH ADRIAN'S LOCKING STYLE LADDER RACKS.

Adrian's Grip-Lock racks protect the sides and roof of your van during loading and unloading ladders. All Grip-Lock racks feature a lockable, gripping mechanism which firmly secures one or two ladders to the top of the van. Racks easily adjust for ladders of different sizes.



TRANSIT CONNECT GRIP-LOCK RACK FEATURES AND BENEFITS

- Heavy-Duty actuating arm firmly grips ladder rungs to prevent shifting of ladder on rack.
- Gripping mechanism is lockable.
- Composite extrusions on front and rear crossbows and uprights protect ladders.
- Rung grips easily adjust to accommodate different types of ladders.
- Features an all aluminum design with a natural aluminum finish.
- There are no straps to deal with, clamping of ladder is automatic.
- Accommodates 24 ft. extension ladder on the SWB and a 28 ft.* extension ladder on the LWB.
- To carry a 6 ft. step ladder on the LWB only, order 1BTCGL14.

2014 TRANSIT CONNECT GRIP-LOCK LADDER RACKS

61-TCS19	Single Grip Lock Ladder Rack
63-TCS19	Double Grip Lock Ladder Rack
61-TCL19	Single Grip Lock Ladder Rack
63-TCL19	Double Grip Lock Ladder Rack

2014 TRANSIT CONNECT 2 BAR ALUMINUM UTILITY RACK (NOT SHOWN)

2BTC19	2-Bar Utility Rack
2BTCL19	2-Bar Utility Rack



63-TCL19
Double Grip-Lock on a LWB Transit Connect

*Note: This rack can accommodate 28 ft. extension ladders with extra length extending off the rear of the vehicle for balance. Check with local regulations regarding rear overhang of loads.

ALUMINUM UTILITY RACK FOR TRANSIT LOW ROOF



- This all aluminum rack is corrosion free! Available in white or black powder coat paint.
- The uprights are fully plastisoled to protect against wear and reduce ladder fatigue.
- Uprights feature many attachment points for securing cargo straps.
- The Rear Roller Bar eases the loading and unloading of the rack. The Rear Roller comes standard with the 2 and 3 Bar racks.
- Optional center bars support shorter lengths and provide additional support.
- Utilizes factory attachment points in roof so no drilling is needed.
- The Utility Rack rail system allows for 7 foot crossbar spacing.



MODEL	DESCRIPTION	COLOR
3BARRFT2-B	3-Bar Utility Rack w/ Rear Roller	Black
3BARRFT2-W	3-Bar Utility Rack w/ Rear Roller	White
2BARRFT2-B	2-Bar Utility Rack w/ rear Roller	Black
2BARRFT2-W	2-Bar Utility Rack w/ rear Roller	White
1BARRFT-B	Center Cross Bow Kit	Black
1BARRFT-W	Center Cross Bow Kit	White
80-1	10'6" Aluminum Conduit Kit	
80-2	12'6" Aluminum Conduit Kit	



LADDER KEEPER

- Designed to be loaded from outside the vehicle, the Ladder Keeper features a spring-loaded clamp that holds the ladder securely in place.
- Just set the top of the ladder in the front clamp bracket and push it forward until the bottom of the ladder sits in the rear clamp bracket. It allows quick and easy access to your ladder from outside of your vehicle.
- **LK8FT** fits 130"WB Transit, Low and Medium roof, and can carry up to a 6 ft. ladder.
- **LK8FT148** fits 148"WB Transit, Low, Medium and High roof, and can carry up to a 8 ft. ladder. (Does not fit 148EXT WB.)






INTERIOR LADDER RACKS OUT OF THE WAY, BUT NEVER OUT OF REACH.

When you transport your ladders within the cargo area of your van, you reduce the wear and tear on the ladder, and on yourself with easy to access and operate ladder storage solutions.



ILR LADDER HOLDER

- The Interior Ladder Rack does not take up, limit, or reduce vertical standing room in your van and it allows quick and easy access to your ladder from outside of your vehicle.
- Eliminate the outside wear and tear on your ladder; protect your ladder from the elements, theft, and road grime.
- Customers will appreciate your use of clean, well taken care of equipment rather than bringing the outside mess into their home.
- Perfect for carrying 4ft and 6ft step ladders. **Works best in medium and high roof vans** and features plastic coated clamps to protect the ladder rungs during transit.



ELECTRICAL & GAS STARTER PACKAGE

4319TL130 Transit 130"WB Low Roof

4319TL148 Transit 148"WB Low Roof



ITEM	MODEL	DESCRIPTION	QTY
1	AD44FP	Adjustable 3-Shelf Unit	3
2	RK130FTS or RK148FTS	Mounting Rail Kit	1
3	DV14C8	14" Shelf Dividers	1
4	919	3-Drawer Unit w/ Lock	1
5	S1M2HC2FSV	Steel Partition Panel Kit w/ Visibility & Door Kit	1
6	WRH5	5-Bar Spool Holder	1
7	19	2-Drawer Unit w/ Lock	1
8	DK4208	Door Kit w/ Open Back	2
9	DC6	3-Drawer Unit	3
10	DC12	3-Drawer Unit	1
11	9	4-Drawer Unit w/ Lock	1
12	TA1WAD	4-Hook Bar w/ Adapter	1
13	BRK14EPS	End Panel Mounting Bracket	2
14	WKC1FDTS	Steel Partition Mounting Kit	1

GENERAL SERVICE STARTER PACKAGE

4317TL130 Transit 130"WB Low Roof

4317TL148 Transit 148"WB Low Roof



ITEM	MODEL	DESCRIPTION	QTY
1	AD44FP	Adjustable 3-Shelf Unit	3
2	RK130FTS or RK148FTS	Mounting Rail Kit	1
3	DV14C8	14" Shelf Dividers	1
4	919	3-Drawer Unit w/ Lock	1
5	S1M2HC2FSV	Steel Partition Panel Kit w/ Visibility & Door Kit	1
6	UH50	Utility Hook	2
7	DK4208	Door Kit w/ Open Back	2
8	TA1WAD	4-Hook Bar w/ Adapter	1
9	19	2-Drawer Unit w/ Lock	1
10	DC6	3-Drawer Unit	1
11	BRK14EPS	End Panel Mounting Bracket	1
12	WKC1FDTS	Steel Partition Mounting Kit	1



PLUMBING & HVAC STARTER PACKAGE

4318TL130 Transit 130"WB Low Roof
4318TL148 Transit 148"WB Low Roof

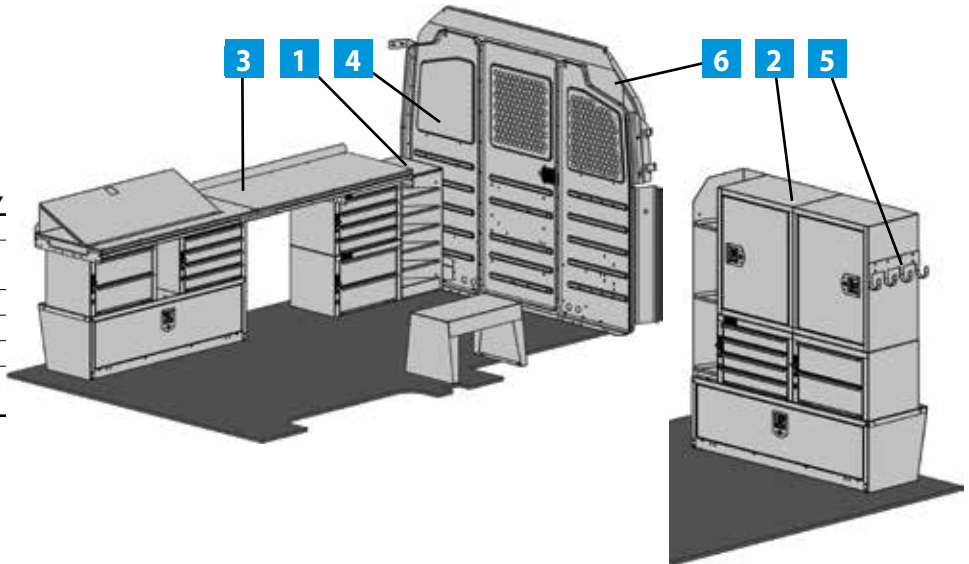
ITEM	MODEL	DESCRIPTION	QTY
1	AD44FP	Adjustable 3-Shelf Unit	3
2	RK130FTS or RK148FTS	Mounting Rail Kit	1
3	DV14C8	14" Shelf Dividers	1
4	919	3-Drawer Unit w/ Lock	1
5	S1M2HC2FSV	Partition with door	1
6	WTR230150	Welded Tank Rack	1
7	19	2-Drawer Unit w/ Lock	2
8	DC6	3-Drawer Unit	3
9	DC12	3-Drawer Unit	1
10	DK4208	Door Kit w/ Open Back	2
11	TA1WAD	4-Hook Bar w/ Adapter	1
12	RKAWTR	Welded Tank Rack Rail Adapter	1
13	WKC1FDTS	Steel Partition Mounting Kit	1



LOCKSMITH STARTER PACKAGE

5274TL Transit 130"/148"WB Low Roof

ITEM	MODEL	DESCRIPTION	QTY
1	17A	6-Shelf Catalog File	1
2	MD506	Shelf and Drawer Module	1
3	MD608	Workbench Module	1
4	S1M2HC2FSV	Partition with door	1
5	TA1	4-Hook Bar	1
6	WKC1FDTS	Steel Partition Mounting Kit	1



TRIPLE SHELF STARTER PACKAGE

5156TL130 Transit 130"WB Low Roof
5156TL148 Transit 148"WB Low Roof

ITEM	MODEL	DESCRIPTION	QTY
1	AD44FP	Adjustable 3-Shelf Unit	3
2	RK130FTS or RK148FTS	Mounting Rail Kit	1
3	S1M2HC2FSV	Partition with door	1
4	WKC1FDTS	Steel Partition Mounting Kit	1



GENERAL SERVICE STARTER PACKAGE

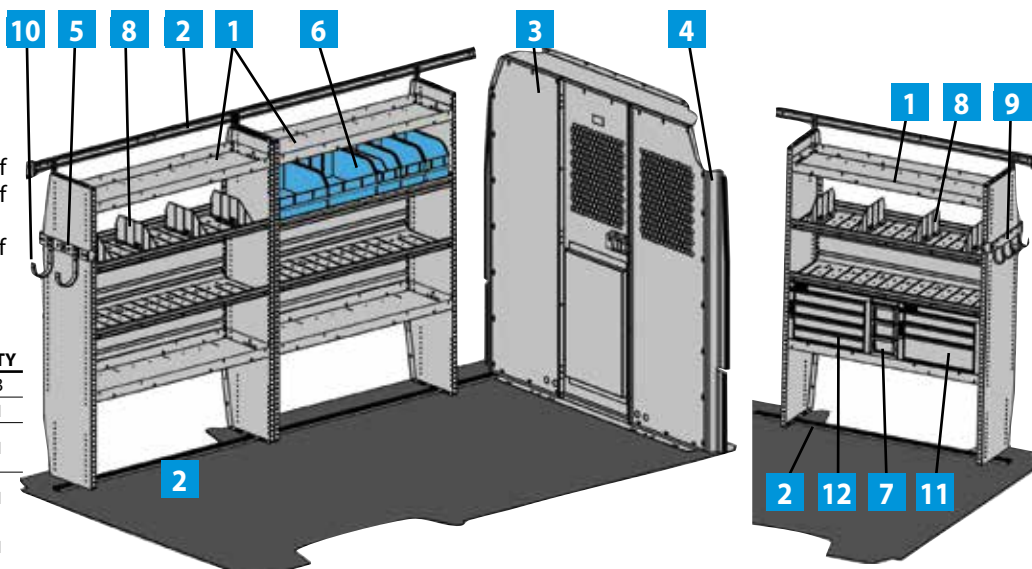
4317TM130 Transit 130"WB Med Roof

4317TM148 Transit 148"WB Med Roof

4317TH148 Transit 148"WB High Roof

4317TH148X Transit 148"EXT WB High Roof

ITEM	MODEL	DESCRIPTION	QTY
1	HAD4459	Hybrid 4-Shelf Unit	3
2	RAIL KIT	*see list below	1
3	S1M2HC2PM	Steel Partition Panel Kit w/ Visibility & Door Kit	1
4	WKC1FDTM	Steel Partition Mounting Kit	1
or	WKC1FDTH	Steel Partition Mounting Kit	1
5	BRK14EPS	End Panel Mounting Bracket	1
6	BR36212	Bin Set for Adjustable Shelving	1
7	DC6	3-Drawer Unit	1
8	DV14C8	14" Shelf Dividers	1
9	TA1WAD	4-Hook Bar w/ Adapter	1
10	UH50	Utility Hook	2
11	919	3-Drawer Unit w/ Lock	1
12	9	4-Drawer Unit w/ Lock	1



ELECTRICAL & GAS STARTER PACKAGE

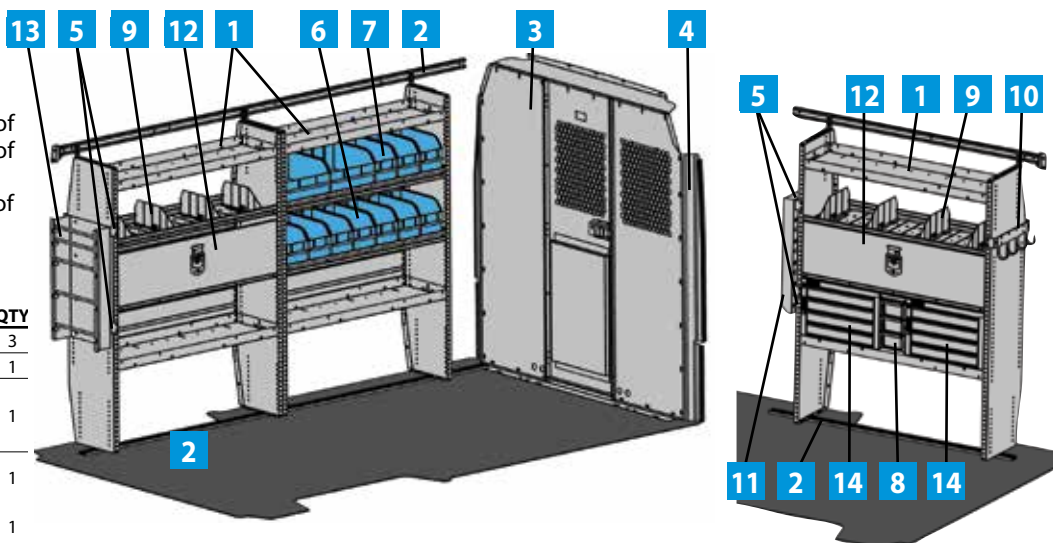
4319TM130 Transit 130"WB Med Roof

4319TM148 Transit 148"WB Med Roof

4319TH148 Transit 148"WB High Roof

4319TH148X Transit 148"EXT WB High Roof

ITEM	MODEL	DESCRIPTION	QTY
1	HAD4459	Hybrid 4-Shelf Unit	3
2	RAIL KIT	*see list below	1
3	S1M2HC2PM	Steel Partition Panel Kit w/ Visibility & Door Kit	1
4	WKC1FDTM	Steel Partition Mounting Kit	1
or	WKC1FDTH	Steel Partition Mounting Kit	1
5	BRK14EPS	End Panel Mounting Bracket	4
6	BR76012	Bin Set for Adjustable Shelving	1
7	BR36212	Bin Set for Adjustable Shelving	1
8	DC6	3-Drawer Unit	1
9	DV14C8	14" Shelf Dividers	1
10	TA1WAD	4-Hook Bar w/ Adapter	1
11	CB5	5-Slot Literature Rack	1
12	DK4210	Door Kit w/ Open Back	2
13	WRH5	5-Bar Spool Holder	1
14	9	4-Drawer Unit w/ Lock	2



*RAIL KITS

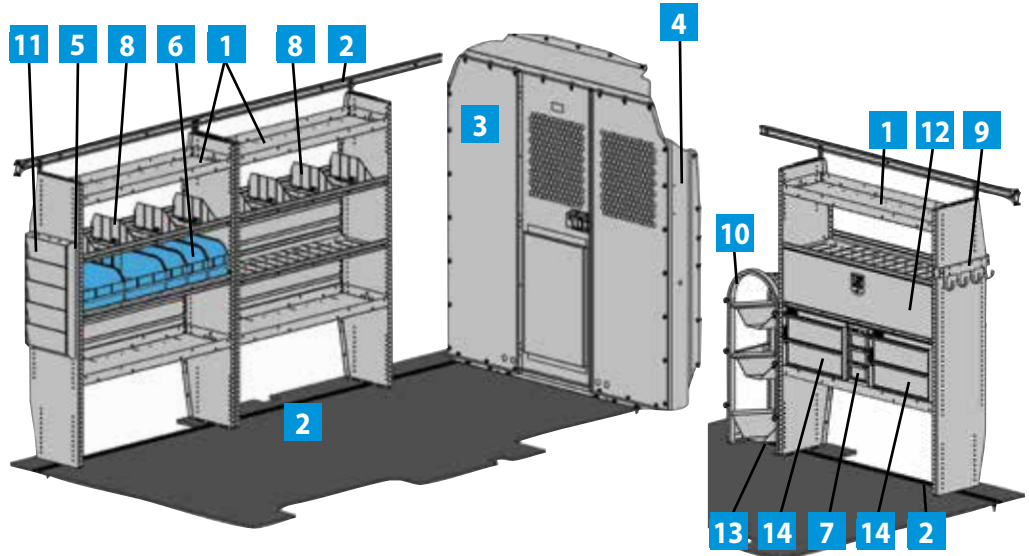
MODEL	DESCRIPTION
RK130FTM	Mounting Rail Kit
RK148FTM	Mounting Rail Kit
RK148FTHE	Mounting Rail Kit

PLUMBING & HVAC STARTER PACKAGE

4318TM130 Transit 130"WB Med Roof
4318TM148 Transit 148"WB Med Roof

4318TH148 Transit 148"WB High Roof
4318TH148X Transit 148"EXT WB High Roof

ITEM	MODEL	DESCRIPTION	QTY
1	HAD4459	Hybrid 4-Shelf Unit	3
2	RAIL KIT	*see list on page 28	1
3	S1M2HC2PM	Steel Partition Panel Kit w/ Visibility & Door Kit	1
4	WKC1FDTM	Steel Partition Mounting Kit	1
or	WKC1FDTH	Steel Partition Mounting Kit	1
5	BRK14EPS	End Panel Mounting Bracket	2
6	BR36212	Bin Set for Adjustable Shelving	1
7	DC6	3-Drawer Unit	1
8	DV14C8	14" Shelf Dividers	1
9	TA1WAD	4-Hook Bar w/ Adapter	1
10	WTR230150	Welded Tank Rack	1
11	CB5	5-Slot Literature Rack	1
12	DK4210	Door Kit w/ Open Back	1
13	RKAWTR	Welded Tank Rack Rail Adapter	1
14	19	2-Drawer Unit w/ Lock	2

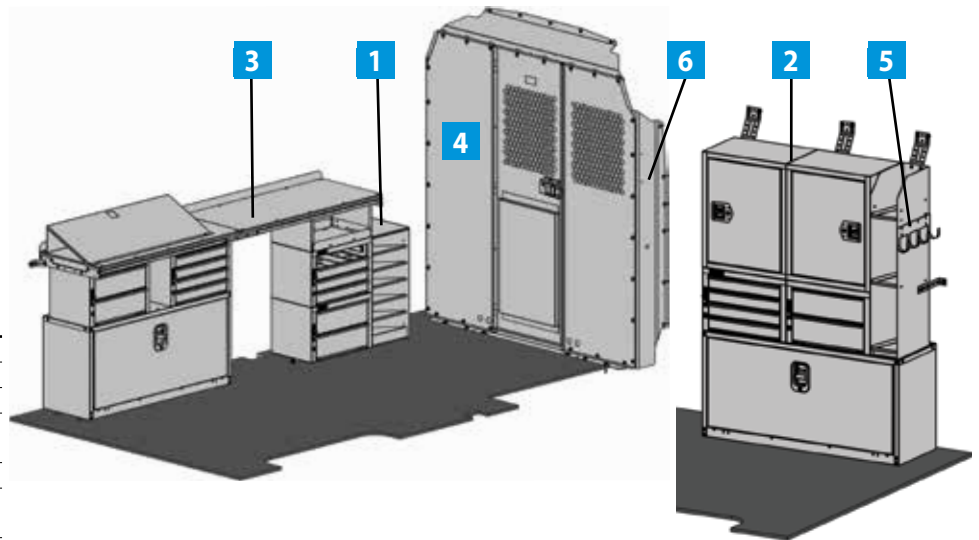


LOCKSMITH STARTER PACKAGE

5274TM Transit 130"/148" WB Med Roof

5274TH Transit 148"/148" EXT WB High Roof

ITEM	MODEL	DESCRIPTION	QTY
1	17A	6-Shelf Catalog File	1
2	MD506PM	Drawer Cabinet Module	1
3	MD608PM	Workbench Module	1
4	S1M2HC2PM	Steel Partition Panel Kit w/ Visibility & Door Kit	1
5	TA1	4-Hook Bar	1
6	WKC1FDTM	Steel Partition Mounting Kit	1
or	WKC1FDTH	Steel Partition Mounting Kit	1

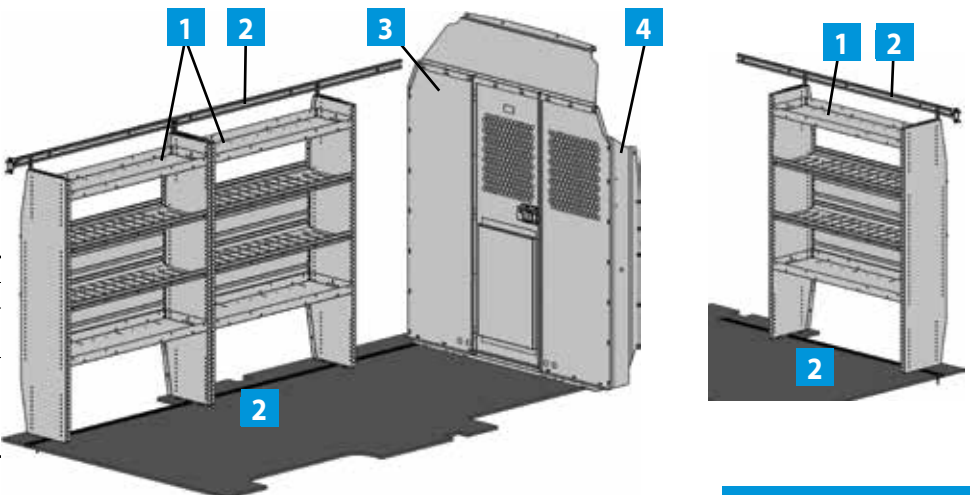


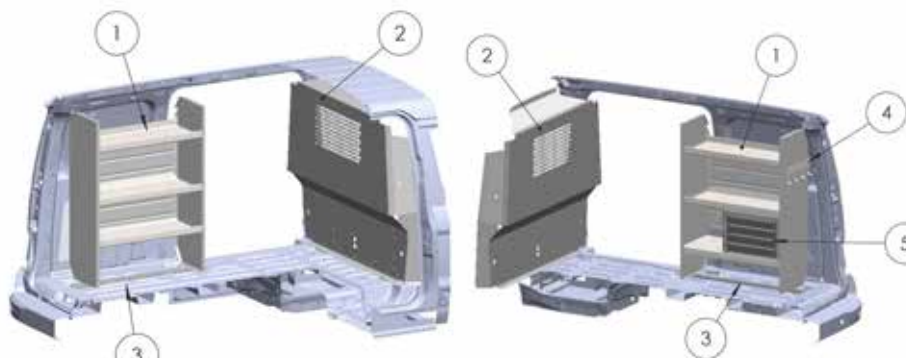
TRIPLE SHELF STARTER PACKAGE

5156TM130 Transit 130"WB Med Roof
5156TM148 Transit 148"WB Med Roof

5156TH148 Transit 148"WB High Roof
5156TH148X Transit 148"EXT WB High Roof

ITEM	MODEL	DESCRIPTION	QTY
1	HAD4459	Hybrid 4-Shelf Unit	3
2	Rail Kit	*see list on page 22	1
3	S1M2HC2PM	Steel Partition Panel Kit w/ Visibility & Door Kit	1
4	WKC1FDTM	Steel Partition Mounting Kit	1
or	WKC1FDTH	Steel Partition Mounting Kit	1

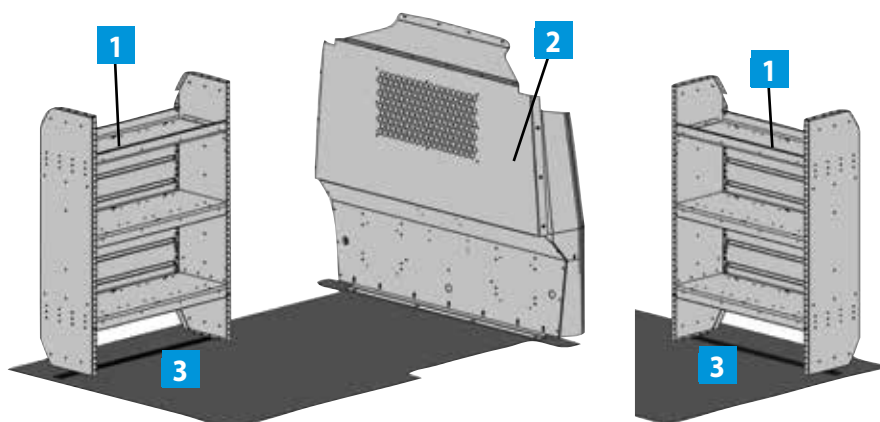




5053 GENERAL SERVICE STARTER PACKAGE

2014-on Transit Connect LWB


ITEM	MODEL	DESCRIPTION	QTY
1	AD1432TC14	Adjustable 3-Shelf Unit	2
2	P2TCS14	Steel Partition w/ Visibility	1
3	RKTC14	Mounting Rail Kit	2
4	TA1WAD	4-Hook Bar TA1 w/ AD Adapter	1
5	9	4-DRAWER UNIT W/ LOCK	1



5218 SHELVING STARTER PACKAGE

2014-on Transit Connect LWB

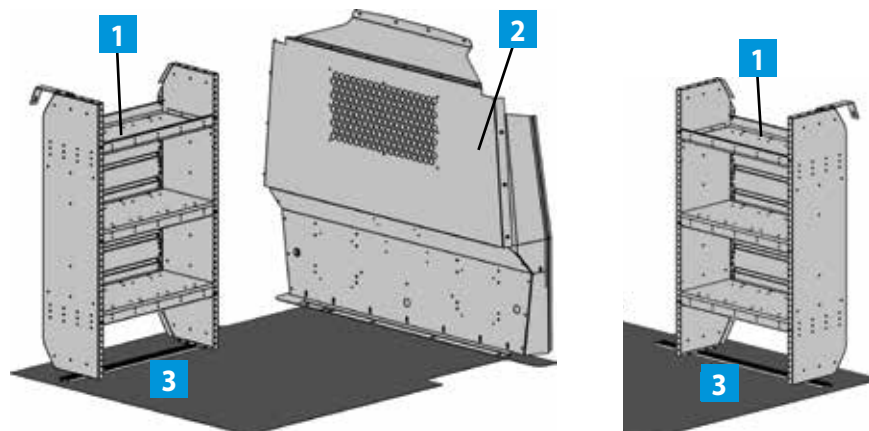
ITEM	MODEL	DESCRIPTION	QTY
1	AD1232TC14	Adjustable 3-Shelf Unit	2
2	P2TCS14	Steel Partition w/ Visibility	1
3	RKTC14	Mounting Rail Kit	2



5224 COMMERCIAL SHELVING STARTER PACKAGE

2014-on Transit Connect SWB

ITEM	MODEL	DESCRIPTION	QTY
1	AD1226TC14	Adjustable 3-Shelf Unit	2
2	P2TCS14	Steel Partition w/ Visibility	1
3	RKTC14	Mounting Rail Kit	2

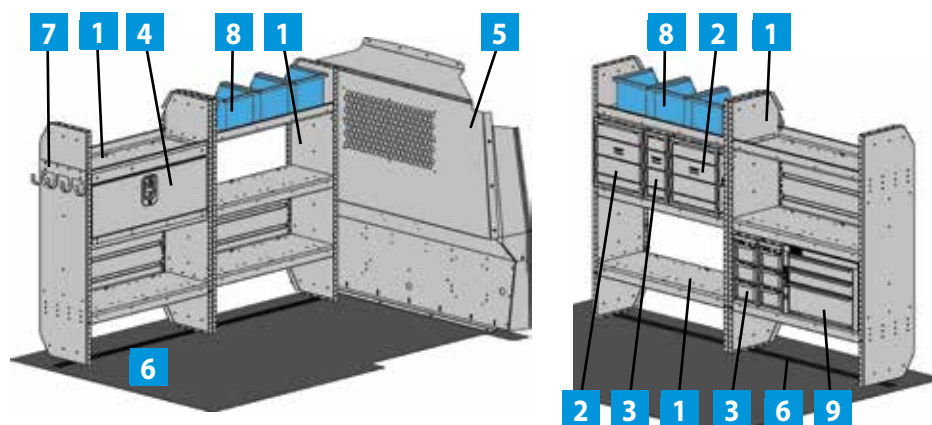




5219 GENERAL SERVICE STARTER PACKAGE

2014-on Transit Connect LWB

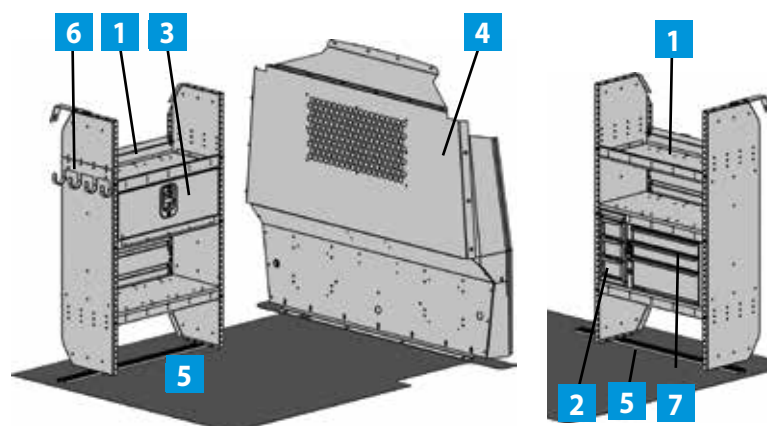
ITEM	MODEL	DESCRIPTION	QTY
1	AD1232TC14	Adjustable 3-Shelf Unit	4
2	DC12	3-Drawer Unit	2
3	DC6	3-Drawer Unit	3
4	DK32TC	Door Kit	1
5	P2TCS14	Steel Partition w/ Visibility	1
6	RKDTC14	Mounting Rail Kit	2
7	TA1	4-Hook Bar	1
8	28	Parts Bin	6
9	919	3-Drawer Unit w/ Lock	1



5225 GENERAL SERVICE STARTER PACKAGE

2014-on Transit Connect SWB

ITEM	MODEL	DESCRIPTION	QTY
1	AD1226TC14	Adjustable 3-Shelf Unit	2
2	DC6	3-Drawer Unit	1
3	DK26TC	Door Kit	1
4	P2TCS14	Steel Partition w/ Visibility	1
5	RKTC14	Mounting Rail Kit	2
6	TA1	4-Hook Bar	1
7	919	3-Drawer Unit w/ Lock	1

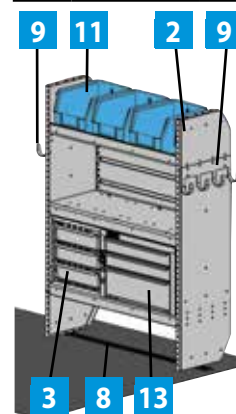
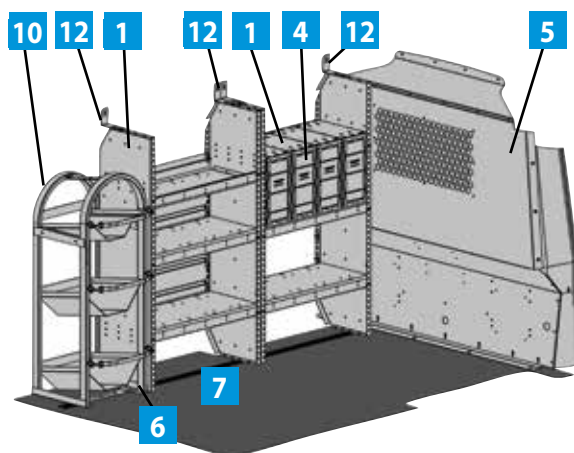


All illustrations, photos and specifications in this publication are based on the latest product information available at the time of content approval. The right is reserved to make changes at any time, without notice, in materials, specifications and models, and also to discontinue models.



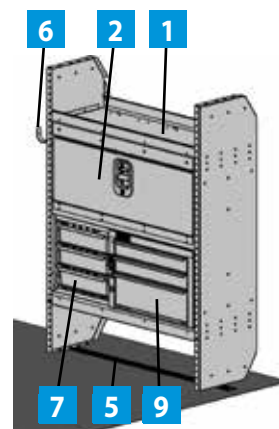
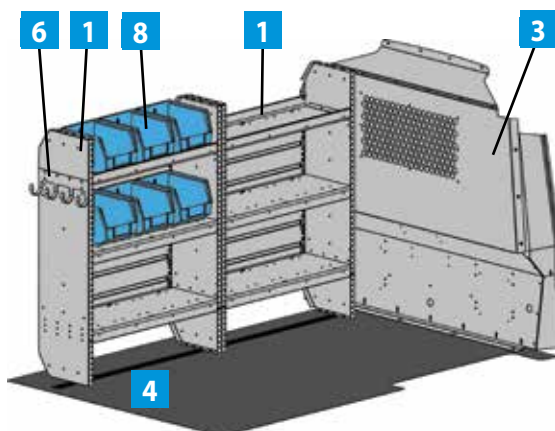
5217 HVAC Starter Package 2014-on Transit Connect LWB

ITEM	MODEL	DESCRIPTION	QTY
1	AD1226TC14	Adjustable 3-Shelf Unit	2
2	AD1232TC14	Adjustable 3-Shelf Unit	1
3	DC12	3-Drawer Unit	1
4	DC6	3-Drawer Unit	4
5	P2TCS14	Steel Partition w/ Visibility	1
6	RKAWTR	Welded Tank Rack Rail Adapter	1
7	RKDTC14	Mounting Rail Kit	1
8	RKTC14	Mounting Rail Kit	1
9	TA1	4-Hook Bar	2
10	WTR130250	Welded Tank Rack	1
11	28	Parts Bin	3
12	46361-G	Mounting Bracket	3
13	919	3-Drawer Unit w/ Lock	1



5220 ELECTRICAL STARTER PACKAGE 2014-on Transit Connect LWB

ITEM	MODEL	DESCRIPTION	QTY
1	AD1232TC14	Adjustable 3-Shelf Unit	3
2	DK32TC	Door Kit	1
3	P2TCS14	Steel Partition w/ Visibility	1
4	RKDTC14	Mounting Rail Kit	1
5	RKTC14	Mounting Rail Kit	1
6	TA1	4-Hook Bar	2
7	DC12	3-Drawer Unit	1
8	28	Parts Bin	6
9	919	3-Drawer Unit w/ Lock	1

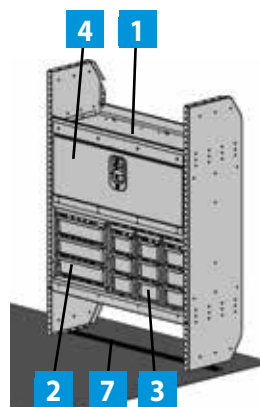
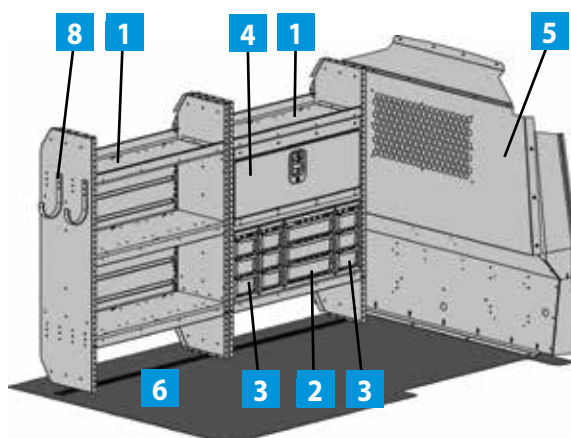




5221 SATELLITE INSTALLATION STARTER PACKAGE

2014-on Transit Connect LWB

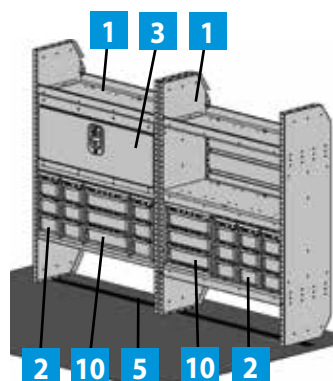
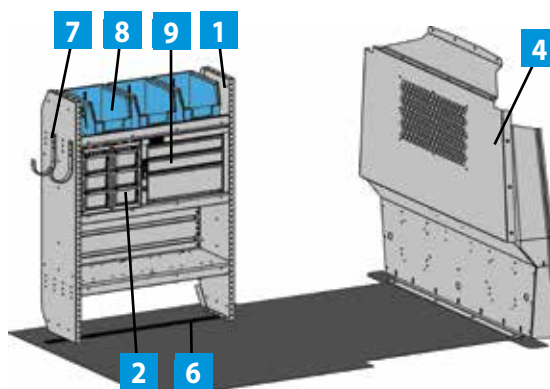
ITEM	MODEL	DESCRIPTION	QTY
1	AD1232TC14	Adjustable 3-Shelf Unit	3
2	DC12	3-Drawer Unit	2
3	DC6	3-Drawer Unit	6
4	DK32TC	Door Kit	2
5	P2TCS14	Steel Partition w/ Visibility	1
6	RKDTC14	Mounting Rail Kit	1
7	RKTC14	Mounting Rail Kit	1
8	UH50	Utility Hook	2



5222 PLUMBING STARTER PACKAGE

2014-on Transit Connect LWB

ITEM	MODEL	DESCRIPTION	QTY
1	AD1232TC14	Adjustable 3-Shelf Unit	3
2	DC6	3-Drawer Unit	8
3	DK32TC	Door Kit	1
4	P2TCS14	Steel Partition w/ Visibility	1
5	RKDTC14	Mounting Rail Kit	1
6	RKTC14	Mounting Rail Kit	1
7	UH50	Utility Hook	2
8	28	Parts Bin	3
9	919	3-Drawer Unit w/ Lock	1
10	DC12	3-Drawer Unit	2



All illustrations, photos and specifications in this publication are based on the latest product information available at the time of content approval. The right is reserved to make changes at any time, without notice, in materials, specifications and models, and also to discontinue models.

MODEL	PAGE	DESCRIPTION
ACT3	21	3-Place Aerosol Can Holder
ACT4	21	4-Place Aerosol Can Holder
AD1226TC14	10	Adjustable 3-Shelf Unit
AD1232TC14	10	Adjustable 3-Shelf Unit
AD1426TC14	10	Adjustable 3-Shelf Unit
AD1432TC14	10	Adjustable 3-Shelf Unit
AD32FP	10, 11	Adjustable 3-Shelf Unit
AD44FP	10, 11	Adjustable 3-Shelf Unit
AD50FP	10	Adjustable 3-Shelf Unit
AFD181236	18	Floor Drawer
AFD241224	18	Floor Drawer
AFD241236	18	Floor Drawer
BH4	17	4-Slot Literature Rack
BRK14EPS	10	End Panel Mounting Bracket
CB2	13, 17	2-Book File
CB3	17	3-Book File
CB4	17	Utility Box
CB5	17	5-Slot Literature Rack
CB7	17	7-Slot Literature Rack
CCD6	17	Center Console
CCDHF6	17	Center Console Hanging File
CCDLTH	17	Center Console Laptop Holder
CH-EP	16	3-Case Holder w/ Cases
CHPPC4S	16	4-Case Holder w/ Cases
CHPPC5SM	16	5-Case Holder w/ Cases
CH1514SGL	16	Single Case Holder w/ Case
CH-1514DBL	16	2-Case Holder w/ Cases
CL1446D	14	Adjustable 3-Shelf Cabinet w/ Lock
CL1446R	14	Adjustable 3-Shelf Cabinet w/ Lock
CRH2	19	Cable Reel Holder
DC6	15	3-Drawer Unit
DC12	15	3-Drawer Unit
DDL61FTL	22	Passenger Side Drop Down Ladder Rack
DDL63FTL	22	Double Drop Down Ladder Rack
DDL61FTM	23	Single Drop Down Ladder Rack
DDL63FTM	23	Double Drop Down Ladder Rack
DDLRLK2	22, 23	Adjustable Step Ladder Kit
DK26TC	10	Door Kit
DK3008	10	Door Kit
DK3010	10	Door Kit
DK32TC	10	Door Kit
DK4208	10	Door Kit w/ Open Back
DK4210	10	Door Kit w/ Open Back
DK4808	10	Door Kit
DK4810	10	Door Kit
DK532	12	Door Kit w/ Back Panel
DK544	12	Door Kit
DK550	12	Door Kit
DS06212V	15	6-Drawer Unit
DS36012H	15	9-Drawer Unit
DS46012	15	12-Drawer Unit
DST21	21	Door Storage Tray
DT21	21	Door Tray
DTL21	21	Door Tray Lid
DTWL21	21	Door Tray w/ Latching Lid
DV12	10	Shelf Divider
DV14	10	Shelf Divider

MODEL	PAGE	DESCRIPTION
DV19	18	Floor Drawer Divider
DV12AD	10	Shelf Divider
DV14C8	10	14" Shelf Dividers
DV44U	12	Top Shelf Divider Kit
DV44U1	12	Top Shelf Divider
DV44U4	12	Top Shelf Divider Kit
DV44L1	12	Lower Shelf Divider
DV44L4	12	Lower Shelf Divider Kit
DVJ9	18	Floor Drawer Divider
DVJ19	18	Floor Drawer Divider
DV9	18	Floor Drawer Divider
GLSLK	24	Step Ladder Kit
HAD3259	11	Hybrid 4-Shelf Unit
HAD4459	11	Hybrid 4-Shelf Unit
HAD5059	11	50" HAD Shelving
HD3259	11	4-Shelf Unit
HD4459	11	4-Shelf Unit
HD5059	11	4-Shelf Unit
ILR	27	Ladder Holder
JD42FP	11	3-Shelf Unit
JD52FP	11	3-Shelf Unit
JD48FP	11	2-Shelf Unit
JD60FP	11	3-Shelf Unit
KDRH1426	19	Wire Reel Holder
KDRH1432	19	Wire Reel Holder
KDRH1444	19	Wire Reel Holder
KDRH1450	19	Wire Reel Holder
KDRH2	19	2-Bar Wire Reel Holder
KMB36	13	Key Machine Base
LK8FT	26	Ceiling Ladder Holder
LK8FT148	26	Ceiling Ladder Holder
LKB1	17	Lock Box
MD506	13	Shelf and Drawer Module
MD507	13	Shelf and Drawer Module
MD508	13	Workbench Module
MD509	13	Workbench Module
MD534	13	Cabinet and Drawer Module
MD608	13	Module, Workbench
PA5-1	8	Partition Climate Control Kit
PA5-2	8	Partition Climate Control Kit
PA5-SPR	8	Partition Climate Control Kit
PA7	8	Reflector Kit w/ Bracket
PA8	8	Fire Extinguisher
PA9	8	First Aid Tray
PA10	8	File Holder
PARFTL	6	Composite Partition w/ Visibility
PARFTL-NW	6	Composite Partition
PARFTM	7	Composite Partition w/ Visibility
PARFTM-NW	7	Composite Partition
PARFTH	7	Composite Partition w/ Visibility
PARFTH-NW	7	Composite Partition
PARTC	8	Composite Partition w/ Visibility
PARTC-NW	8	Composite Partition
PDK1	8	Steel Partition Door Kit
PDK2	8	Steel Partition Door Kit
PPCL	16	Large Portable Parts Case
PPCS	16	Small Portable Parts Case
P2TCFW14	9	Wire Partition
P2TCS14	9	Steel Partition w/ Visibility
RKA1	10	Rail Kit Adapter

MODEL	PAGE	DESCRIPTION
RKA3	10	Rail Kit Adapter
RKA4	10	Rail Kit Adapter
RKABRK1	10	Single Adapter Bracket for Rail Kit
RKABRK2	10	Double Adapter Brackets for End Panel
RKAWTR	10	Welded Tank Rack Rail Adapter
RKA919	10	Drawer Riser Kit
RKDTC14	10	Mounting Rail Kit
RKTC14	10	Mounting Rail Kit
RKMM	11	Mounting Rail Kit
RK130FTM	10	Mounting Rail Kit
RK130FTS	10	Mounting Rail Kit
RK148FTHE	10	Mounting Rail Kit
RK148FTM	10	Mounting Rail Kit
RK148FTS	10	Mounting Rail Kit
RRBFT- B OR W	25	Rear Roller Bar
S1M1C1FSV	6, 7	Steel Partition Panel Kit
S1M1C1PM	6, 7	Steel Partition Panel Kit
S1M1HC1FSV	6, 7	Steel Partition Panel Kit w/ Door Kit
S1M1HC1PM	6, 7	Steel Partition Panel Kit w/ Door Kit
S1M2C1FSV	6, 7	Steel Partition Panel Kit w/ Visibility
S1M2HC1FSV	6, 7	Steel Partition Panel Kit w/ Visibility & Door Kit
S1M2C2FSV	6, 7	Steel Partition Panel Kit w/ Visibility
S1M2C2PM	6, 7	Steel Partition Panel Kit w/ Visibility
S1M2HC2FSV	6, 7	Partition, low roof
S1M2HC2PM	6, 7	Steel Partition Panel Kit w/ Visibility & Door Kit
S2M2C2FSV	6, 7	Steel Partition Panel Kit w/ Visibility
S2M2HC2FSV	6, 7	Steel Partition Panel Kit w/ Visibility & Door Kit
SA-10	18	Single Compartment Floor Drawer
SA-20	18	Single Compartment Floor Drawer
SA-40	18	Triple Compartment Floor Drawer
SAJ-10	18	Single Compartment Floor Drawer
SAJ-20	18	Single Compartment Floor Drawer
SAJ-30	18	Double Compartment Floor Drawer
SAJ-40	18	Triple Compartment Floor Drawer
SBIN060614	20	Snap In Bin
SBIN120614	20	Snap In Bin
SBINDIV	20	Snap In Bin Divider
SF11218DC	12	Shelf for DC Drawer Units 12"d x 18"w
SF11224DC	12	Shelf for DC Drawer Units 12"d x 24"w
SF11236DC	12	Shelf for DC Drawer Units 12"d x 24"w
STP12G	21	Touch-Up Paint
STP12W	21	Touch-Up Paint

MODEL	PAGE	DESCRIPTION	MODEL	PAGE	DESCRIPTION	MODEL	PAGE	DESCRIPTION
STP12B	21	Touch-Up Paint	27	15	Drawer Divider Assembly	4318TH148X	31	Plumbing & HVAC Starter Package
TA1	8	4-Hook Bar	28	12	Parts Bin	4318TL130	29	Plumbing & HVAC Starter Package
TA1WAD	28	4-Hook Bar w/ Adapter	40	13	Wheelhouse Bin	4318TL148	29	Plumbing & HVAC Starter Package
TA2	21	Hard Hat Holder	43	13, 17	3-Shelf Literature Rack	4318TM130	31	Plumbing & HVAC Starter Package
TA18	15	Compressed Gas Tank Cabinet	54	13	Workbench Top	4318TM148	31	Plumbing & HVAC Starter Package
TA19	15	Compressed Gas Tank Cabinet	60-132	19	Passenger Side Rear Door Security Screen	4319TH148	30	Electrical & Gas Starter Package
TA20	15	Compressed Gas Tank Cabinet	60-133	19	Driver Side Rear Door Security Screen	4319TH148X	30	Electrical & Gas Starter Package
TDC6	17	Tech Desk Console	60-134	19	Passenger Side Rear Door Security Screen	4319TL130	28	Electrical & Gas Starter Package
TH30	8	Tank Holder	60-135	19	Driver Side Rear Door Security Screen	4319TL148	28	Electrical & Gas Starter Package
TH50	8	Tank Holder	60-136	19	Passenger Side Sliding Door Security Screen	4319TM130	30	Electrical & Gas Starter Package
TK10	18	Floor Drawer Traction Kit	60-137	19	Driver Side Sliding Door Security Screen	4319TM148	30	Electrical & Gas Starter Package
TK20	18	Floor Drawer Traction Kit	60-138	19	Passenger Side Sliding Door Security Screen	4432	12	Welded 3-Shelf Unit
TK30	18	Floor Drawer Traction Kit	60-140	19	Passenger Side Door Security Screen	4442	12	Welded 3-Shelf Unit
TK40	18	Floor Drawer Traction Kit	60-141	19	Passenger Side Door Security Screen	4450	12	Welded 3-Shelf Unit
UH10	21	Utility Hook	60-TC14RB	19	Rear Doors Security Screen Kit	46361-G	34	Mounting Bracket
UH25	21	Utility Hook	60-TCL14S	19	Sliding Doors Security Screen Kit	5156TH148	31	Base Pkg, 148" high roof
UH50	21	Utility Hook	60-TCS14S	19	Sliding Doors Security Screen Kit	5156TH148X	31	Base Pkg, 148" ext high roof
VMA36	21	Vise Mount Assm.	60-TRLHHRD	19	Passenger Side Hinged & Rear Doors Security Screen Kit	5156TL130	29	Triple Shelf Starter Package
WKC1FDTH	31	Steel Partition Mounting Kit	60-TRLRDR	19	Rear Doors Security Screen Kit	5156TL148	29	Triple Shelf Starter Package
WKC1FDTM	31	Steel Partition Mounting Kit	60-TRLSDR	19	Passenger Side Sliding & Rear Doors Security Screen Kit	5156TM130	31	Triple Shelf Starter Package
WKC1FDT5	28	Steel Partition Mounting Kit	60-TRMHRDR	19	Rear Doors Security Screen Kit	5156TM148	31	Triple Shelf Starter Package
WRH5	19	5-Bar Spool Holder	60-TRMHSDR	19	Passenger Side Sliding & Rear Doors Security Screen Kit	5217	33	HVAC Starter Package
WTR130250	20	Welded Tank Rack	61-GLFTL2	24	Single Grip Lock Ladder Rack	5218	32	Shelving Starter Package
WTR230150	20	Welded Tank Rack	63-GLFTL2	24	Double Grip Lock Ladder Rack	5219	33	General Service Starter Package
WTR330	20	Welded Tank Rack	61-TCL19	25	Single Grip Lock Ladder Rack	5220	34	Electrical Pkg TC LWB
WTR350	20	Welded Tank Rack	61-TCS19	25	Single Grip Lock Ladder Rack	5221	35	Satellite Installation Starter Package
WTR430	20	Welded Tank Rack	63-TCL19	25	Double Grip Lock Ladder Rack	5222	35	Plumbing Starter Package
WTRTRAY	20	Welded Tank Rack Shelf Kit	63-TCS19	25	Double Grip Lock Ladder Rack	5224	32	Commercial Shelving Starter Package
1	14	Adjustable Single Shelf Cabinet w/Lock	70-1LR	22, 24	Conduit Kit w/ Round End Caps	5225	33	General Service Starter Package
1A	14	Cabinet Shelf	70-2LR	22, 24	Conduit Kit w/ Round End Caps	5274TH	31	Locksmith Starter Package
1BARRFT-B	25	Center Cross Bow Kit	80-1	25	Conduit Carrier	5274TL	29	Locksmith Starter Package
1BARRFT-W	25	Center Cross Bow Kit	80-2	25	Conduit Kit	5274TM	31	Locksmith Starter Package
1BTCGL19a	25	Center Cross Bow Kit	919	15	3-Drawer Unit w/ Lock	35325-G	10	32" ADseries Shelf
2	15	4-Drawer Unit	4317TH148	30	General Service Starter Package	35327-G	10	44" ADseries Shelf
2BARRFT2-B	25	2-Bar Utility Rack w/ rear Roller	4317TH148X	30	General Service Starter Package	35328-G	10	50" ADseries Shelf
2BARRFT2-W	25	2-Bar Utility Rack w/ rear Roller	4317TL130	28	General Service Starter Package	45047	20	Burco glass rack
2BFT-B	25	2-Bar Utility Rack	4317TL148	28	General Service Starter Package			
2BFT-W	25	2-Bar Utility Rack	4317TM130	30	General Service Starter Package			
2BTCL19	25	2-Bar Utility Rack	4317TM148	30	Gen Svc. Pkg, 148" med roof			
2BTCS19	25	2-Bar Utility Rack	4318TH148	31	Plumbing & HVAC Starter			
3BARRFT2-B	25	3-Bar Utility Rack w/ Rear Roller						
3BARRFT2-W	25	3-Bar Utility Rack w/ Rear Roller						
3BFT-B	25	3-Bar Utility Rack						
3BFT-W	25	3-Bar Utility Rack						
4A	21	Parts Tray						
4B	21	Parts Tray						
8	13, 15	3-Drawer Unit						
9	13	4-Drawer Unit w/ Lock						
12	14	Adjustable Single Shelf Cabinet w/Lock						
12A	14	Cabinet End Panel						
14	13	Step Stool						
17A	13, 17	6-Shelf Catalog File						
18	13	Welded 3-Shelf Unit w/ Dividers						
19	13	2-Drawer Unit w/ Lock						
25	15	Drawer Divider Assembly						
26	15	Drawer Divider Assembly						

ADRIAN STEEL COMPANY



QUALITY

- Our products are durable and reliable. Warranty claims are less than 1% of sales.
- Our warranty covers our products for three years or 36,000 miles.

INNOVATIVE PRODUCTS WITH FEATURES THAT MATTER

- Drawers that stay closed while in transit.
- ADseries truly adjustable shelving platform.
- Drop Down and Grip Lock ladder racks that load and unload the safe and right way.
- Interior ladder storage.
- Plug and Play accessories.
- Anti-slam drawer latches, and much more!

COMMITMENT

At Adrian Steel, we are committed to you beyond the upfit!

- A dedicated Customer Care Team at corporate headquarters.
- A network of highly qualified distributors to support you locally.
- Our commitment to provide the best cargo management solutions in North America.

EXPERIENCE

- **Over One Million vans upfitted**, and counting! It's a fact that an organized vehicle increases work flow efficiencies and reduces inventory damages.
- Recognized as a National Truck Equipment Association MVP.



SERVICE

- Adrian Steel Products can be purchased throughout North America at authorized Adrian Steel distributors.
- Adrian Steel Customer Service Representatives are available M-F, 8am - 5pm EST at **1-800-677-2726**.
- E-mail us at **info@adriansteel.com** with questions, comments and feedback.
- Visit **AdrianSteel.com** for the most up-to-date product information, distributor locator, product catalogs, videos and more.

PROUDLY DISTRIBUTED BY:



906 James Street
Adrian, Michigan 49221-3996
517-265-6194 Fax: 517-265-5834
Toll Free **800-677-2726**
adriansteel.com info@adriansteel.com