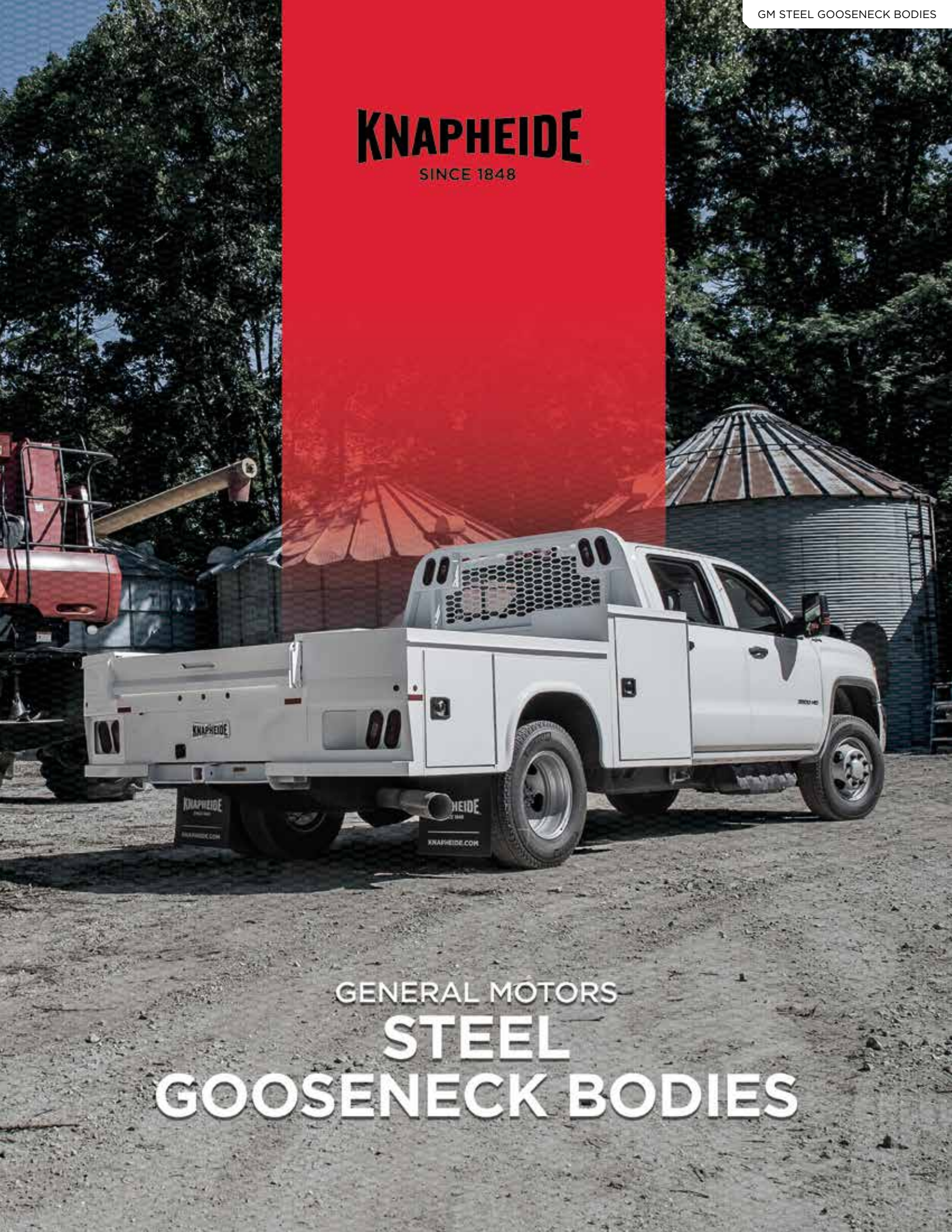


KNAPHEIDE
SINCE 1848



GENERAL MOTORS
STEEL
GOOSENECK BODIES

KNAPHEIDE STEEL GOOSENECK BODIES



STEEL GOOSENECK BODIES

Versatility with storage solutions to meet every need, Knapheide Gooseneck Bodies are an easy choice. Rugged construction, enhanced styling and secure storage give you a body that can haul it all.

Reliable offerings range from the economical PGNA, mid-level PGNB, skirted PGNC and the deluxe PGND.



GOOSENECK HITCH

Under-the-floor gooseneck hitch system with 2-5/16" ball installed. Hitch is rated at 30,000 lb. gross trailer weight with 5,000 lb. tongue weight.
(Included in 9' and longer bodies only)

POPULAR VOCATIONS



CONSTRUCTION



AGRICULTURE




LANDSCAPING/
TREE CARE



OIL/MINING/GAS

PGNA GOOSENECK BODIES



- A. INTERNAL STAKE POCKETS**
lining both sides and rear of the platform
- B. RUGGED 1/8" THICK TREAD PLATE FLOOR**
with 6" structural channel long sills (4" on 8' models)
- C. HINGED ACCESS DOOR**
to cover gooseneck hitch when not in use
- D. INTEGRATED CLASS V RECEIVER HITCH**
rated at 18,000 lb.(optional on 8' bodies as most 56" CA chassis include a factory hitch)


- E. FORMED, INTEGRATED BULKHEAD**
with stylized screened window and tapered design for improved visibility
- F. SAFETY CHAIN ATTACHMENT POINTS AND 7-WAY TRAILER PLUG**
included in gooseneck box and at receiver hitch
- G. DURABLE OVEN-CURED COAT**
finish painted black
- H. ALL LED CLEARANCE AND MARKER LIGHTS**
for visibility and added safety

FEATURES NOT SHOWN

- 12-GAUGE FORMED CROSS SILLS**
spaced on 16" centers
- ALUMINUM TREAD PLATE TRIM PIECE**
on rear hitch plate provides a "no worry" step location

- INTEGRATED DRIVER SIDE FUEL FILL CUP**
- ELECTRODEPOSITION PRIME-PAINT SYSTEM**
provides superior corrosion resistance

PGNB GOOSENECK BODIES



- A. RUB RAILS**
installed on both sides of bodies for strap, side and stake pocket protection
- B. RUGGED 1/8" THICK TREAD PLATE FLOOR**
with 6" structural channel long sills (4" on 8' models)
- C. HINGED ACCESS DOOR**
to cover gooseneck hitch when not in use
- D. INTEGRATED CLASS V RECEIVER HITCH**
rated at 18,000 lb.(optional on 8' bodies as most 56" CA chassis include a factory hitch)
- E. FORMED, INTEGRATED BULKHEAD**
with stylized screened window and tapered design for improved visibility

- F. SAFETY CHAIN ATTACHMENT POINTS AND 7-WAY TRAILER PLUG**
included in gooseneck box and at receiver hitch
- G. DURABLE OVEN-CURED COAT**
finish painted black
- H. ALL LED CLEARANCE AND MARKER LIGHTS**
for visibility and added safety
- I. INTEGRATED OVAL LED B/U AND S/T/T LIGHTS**
included in bulkhead and rear skirt

FEATURES NOT SHOWN

- 12-GAUGE FORMED CROSS SILLS**
spaced on 16" centers
- ALUMINUM TREAD PLATE TRIM PIECE**
on rear hitch plate provides a "no worry" step location

- INTEGRATED DRIVER SIDE FUEL FILL CUP**
- ELECTRODEPOSITION PRIME-PAINT SYSTEM**
provides superior corrosion resistance

PGNC GOOSENECK BODIES



PGNC-116
*Body may be shown with optional features

- A. SKIRTED GOOSENECK STYLING**
with integrated front and rear toolboxes
- B. RUB RAILS**
installed on both sides of bodies for strap, side and stake pocket protection
- C. RUGGED 1/8" THICK TREAD PLATE FLOOR**
with 6" structural channel long sills (4" on 8' models)
- D. HINGED ACCESS DOOR**
to cover gooseneck hitch when not in use
- E. INTEGRATED CLASS V RECEIVER HITCH**
rated at 18,000 lb.(optional on 8' bodies as most 56" CA chassis include a factory hitch)
- F. FORMED, INTEGRATED BULKHEAD**
with stylized screened window and tapered design for improved visibility
- G. SAFETY CHAIN ATTACHMENT POINTS AND 7-WAY TRAILER PLUG**
included in gooseneck box and at receiver hitch

- H. DURABLE OVEN-CURED COAT**
finish painted black
- I. ALL LED CLEARANCE AND MARKER LIGHTS**
for visibility and added safety
- J. INTEGRATED OVAL LED B/U AND S/T/T LIGHTS**
included in bulkhead and rear skirt
- K. CONTINUOUS STAINLESS STEEL HINGES**
are pry-proof and corrosion-resistant
- L. DOUBLE PANELED DOORS**
consist of 20-gauge, two sided A-40 galvalume steel
- M. AUTOMOTIVE QUALITY, ROTARY-STYLE LATCHES**
make opening and closing easy

FEATURES NOT SHOWN

- 12-GAUGE FORMED CROSS SILLS**
spaced on 16" centers
- ALUMINUM TREAD PLATE TRIM PIECE**
on rear hitch plate provides a "no worry" step location
- INTEGRATED DRIVER SIDE FUEL FILL CUP**

- ELECTRODEPOSITION PRIME-PAINT SYSTEM**
provides superior corrosion resistance
- INTERIOR COVER**
protects internal latch from damage
- ADJUSTABLE SECURITY RING STRIKERS**
provide a weather-tight seal

- NEOPRENE DOOR SEALS**
protect compartments from the weather
- DOUBLE-SPRING OVER-CENTER DOOR RETAINER**
eliminates involuntary door swing

PGND GOOSENECK BODIES



PGND-116
*Body may be shown with optional features

- A. DOUBLE PANELED DOORS**
consist of 20-gauge, two sided A-40 galvalume steel
- B. THREE-QUARTER LENGTH FLIP TOP COMPARTMENTS**
employ nitrogen gas struts for smooth opening and closing
- C. RUGGED 1/8" THICK TREAD PLATE FLOOR**
with 6" structural channel long sills (4" on 8' models)
- D. FRONT COMPARTMENTS**
36" high
- E. INTEGRATED CLASS V RECEIVER HITCH**
rated at 18,000 lb.(optional on 8' bodies as most 56" CA chassis include a factory hitch)
- F. FORMED, INTEGRATED BULKHEAD**
with stylized screened window and tapered design for improved visibility
- G. SAFETY CHAIN ATTACHMENT POINTS AND 7-WAY TRAILER PLUG**
included in gooseneck box and at receiver hitch

- H. DURABLE OVEN-CURED COAT**
finish painted black
- I. ALL LED CLEARANCE AND MARKER LIGHTS**
for visibility and added safety
- J. INTEGRATED OVAL LED B/U AND S/T/T LIGHTS**
included in bulkhead and rear skirt
- K. CONTINUOUS STAINLESS STEEL HINGES**
are pry-proof and corrosion-resistant
- L. AUTOMOTIVE QUALITY, ROTARY-STYLE LATCHES**
make opening and closing easy
- M. 8" TALL SLAM TAILGATE**
with center-mounted release handle

FEATURES NOT SHOWN

- 12-GAUGE FORMED CROSS SILLS**
3" formed
- ALUMINUM TREAD PLATE TRIM PIECE**
on rear hitch plate provides a "no worry" step location
- 250-LB. CAPACITY SHELVES MADE OF SPANGLED STEEL**
(2 in each front vertical compartment, 1 in each rear compartment for bodies over 9')

- ELECTRODEPOSITION PRIME-PAINT SYSTEM**
provides superior corrosion resistance
- INTERIOR COVER**
protects internal latch from damage
- ADJUSTABLE SECURITY RING STRIKERS**
provide a weather-tight seal

- NEOPRENE DOOR SEALS**
protect compartments from the weather
- DOUBLE-SPRING OVER-CENTER DOOR RETAINER**
eliminates involuntary door swing
- HINGED ACCESS DOOR**
to cover gooseneck hitch when not in use

POPULAR OPTIONS

PGNA / PGNB / PGNC



ROUGHNECK CONTRACTOR PACKAGE



4" REMOVABLE SIDE BOARDS



ABOVE BODY AND UNDERBODY TOOLBOXES



GOOSENECK HITCH AND TRAP DOOR REMOVAL

Applies to PGNa and PGNB models



INTEGRATED OVAL B/U AND S/T/T LIGHTS IN REAR SKIRT

Applies to PGNA model only



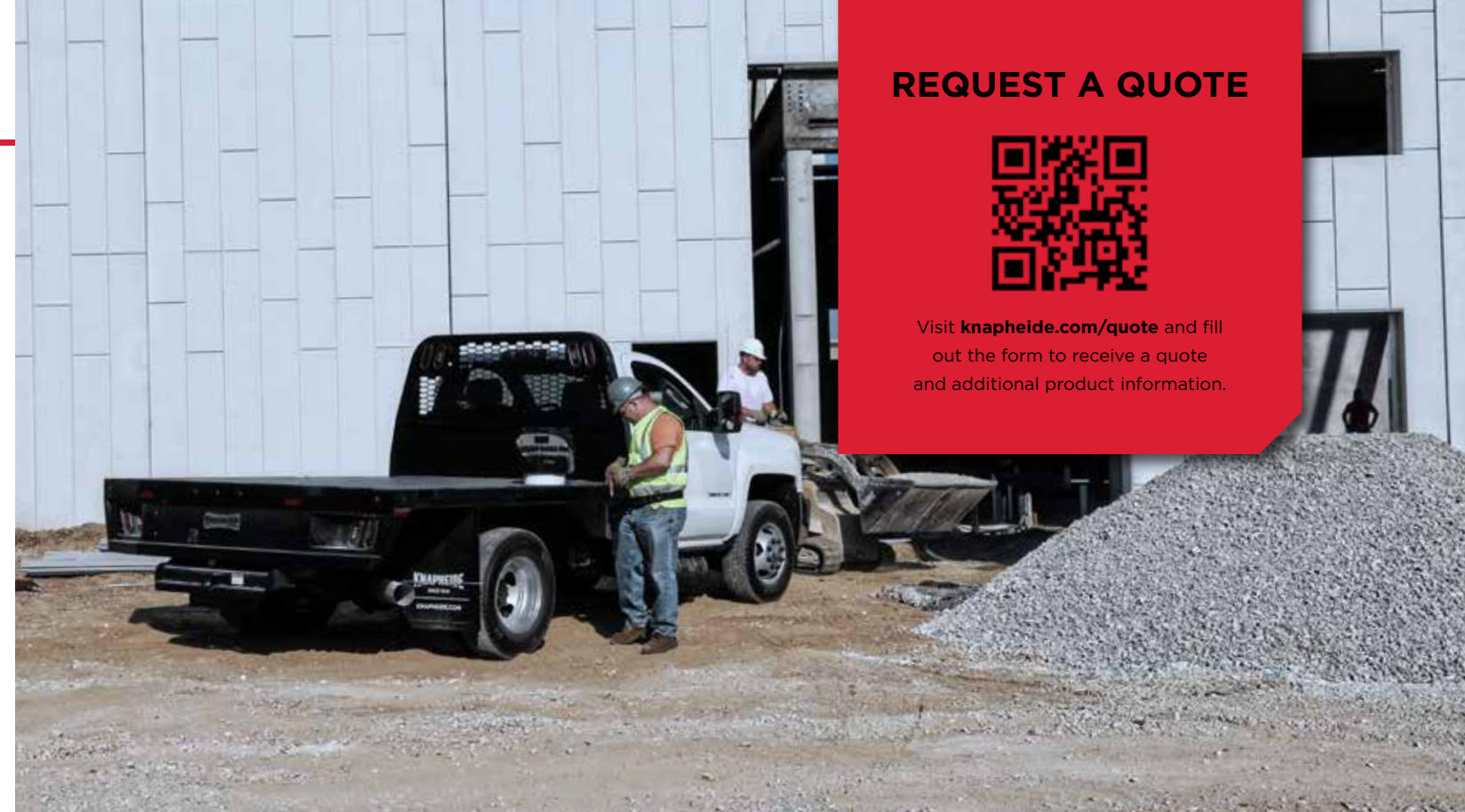
3/16" TREAD PLATE FLOOR

Applies to PGNB and PGNC models

REQUEST A QUOTE



Visit knapheide.com/quote and fill out the form to receive a quote and additional product information.





REQUEST A QUOTE



Visit knapheide.com/quote and fill out the form to receive a quote and additional product information.

POPULAR OPTIONS


P G N D



3/16" TREAD PLATE FLOOR



**ADDITIONAL ALUMINUM
TREAD PLATE OVERLAY**



**LED COMPARTMENT
LIGHTS**



CARGO D-RINGS



**C-TECH
DRAWER SETS**

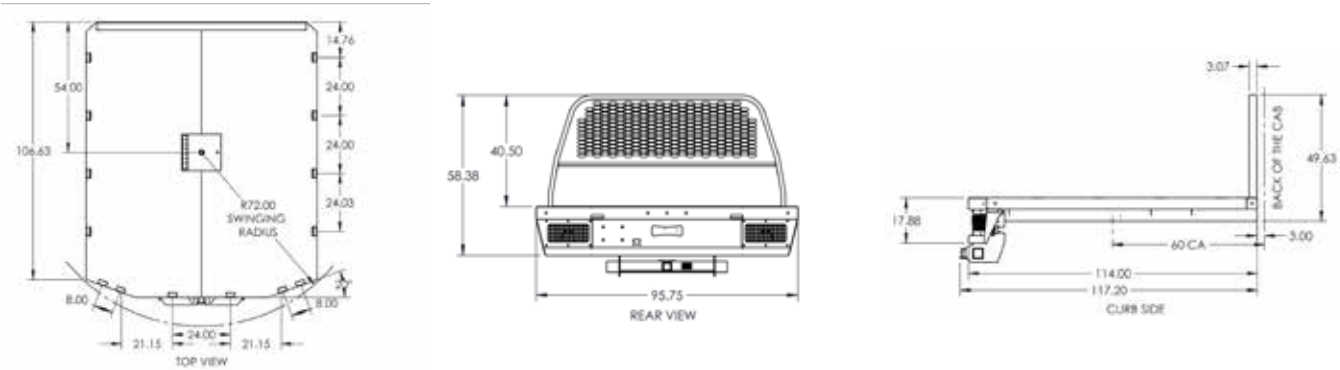


POWER LOCKS

MODEL OPTIONS

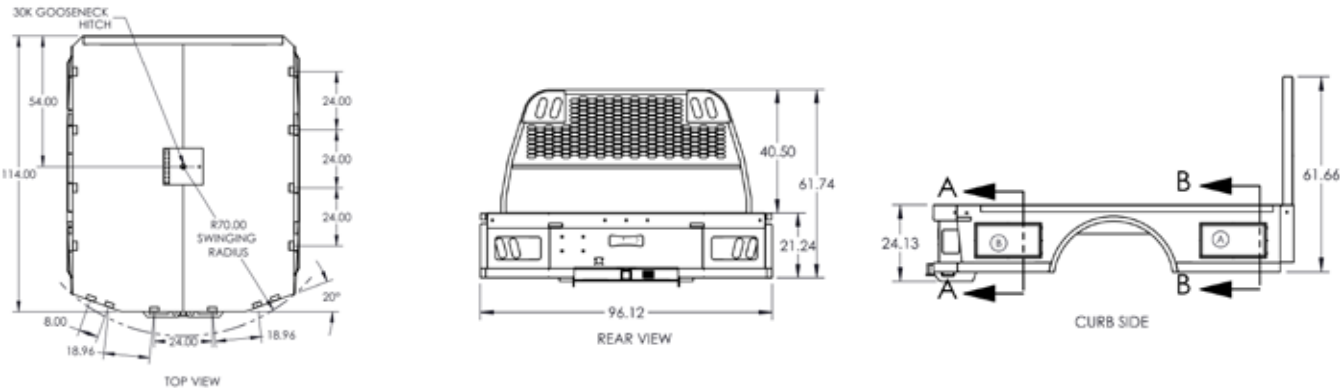
PGNA

MODEL	LENGTH	WIDTH	WEIGHT	APPLICATION	SWING RADIUS	LONG SILL SPACING
PGNA-768-G	7'6"	80"	818 lb.	42" CA SRW	59"	42"
PGNA-898-G	8'9"	80"	902 lb.	56" CA SRW	60"	42"
PGNA-89-G	8'9"	96"	1,008 lb.	56" CA DRW	60"	42"
PGNA-96	9'6"	96"	1,105 lb.	60" CA DRW	72"	34"
PGNA-116	11'6"	96"	1,283 lb.	84" CA DRW	72"	34"
PGNA-96-MD	9'6"	96"	1,133 lb.	60" CA DRW	72"	34"
PGNA-116-MD	11'6"	96"	1,289 lb.	84" CA DRW	72"	34"



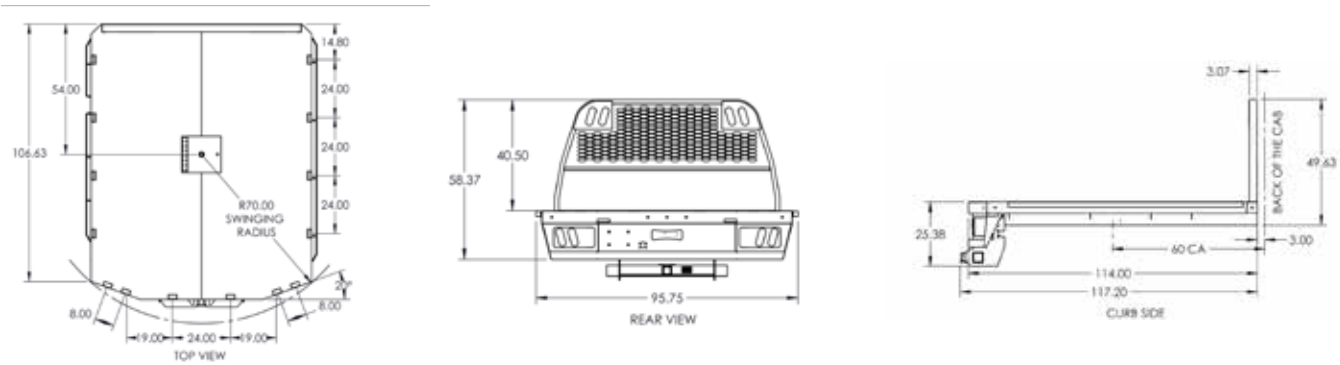
PGNC

MODEL	LENGTH	WIDTH	WEIGHT	APPLICATION	SWING RADIUS	LONG SILL SPACING
PGNC-768-G	7'6"	84"	1,056 lb.	42" CA SRW	60"	42"
PGNC-898-G	8'9"	84"	1,160 lb.	56" CA SRW	60"	42"
PGNC-89-G	8'9"	96"	1,281 lb.	56" CA DRW	63"	42"
PGNC-96	9'6"	96"	1,411lb.	60" CA DRW	70"	34"
PGNC-116	11'6"	96"	1,678 lb.	84" CA DRW	70"	34"
PGNC-96-MD	9'6"	96"	1,438 lb.	60" CA DRW	70"	34"
PGNC-116-MD	11'6"	96"	1,705 lb.	84" CA DRW	70"	34"



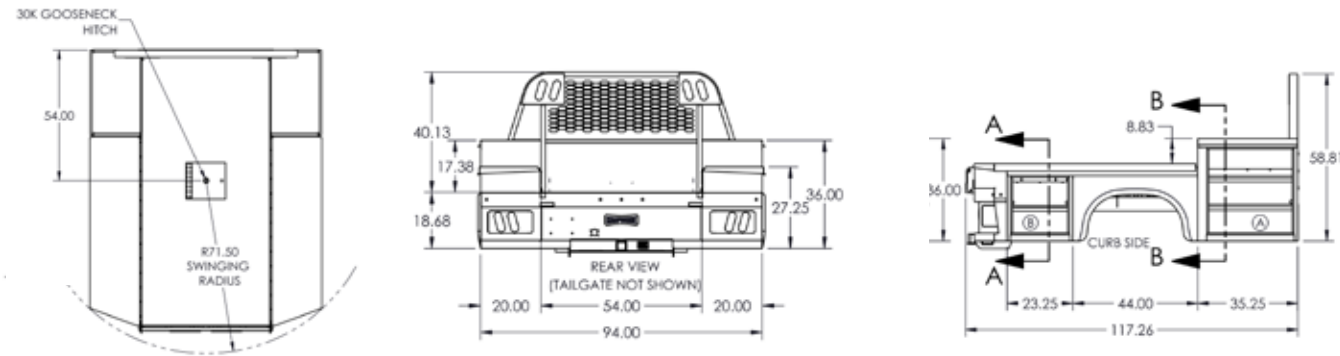
PGNB

MODEL	LENGTH	WIDTH	WEIGHT	APPLICATION	SWING RADIUS	LONG SILL SPACING
PGNB-768-G	7'6"	84"	861 lb.	42" CA SRW	60"	42"
PGNB-898-G	8'9"	84"	953 lb.	56" CA SRW	60"	42"
PGNB-89-G	8'9"	96"	1,033 lb.	56" CA DRW	63"	42"
PGNB-96	9'6"	96"	1,130 lb.	60" CA DRW	70"	34"
PGNB-116	11'6"	96"	1,290 lb.	84" CA DRW	70"	34"
PGNB-96-MD	9'6"	96"	1,156 lb.	60" CA DRW	70"	34"
PGNC-116-MD	11'6"	96"	1,315 lb.	84" CA DRW	70"	34"



PGND

MODEL	LENGTH	WIDTH	WEIGHT	APPLICATION	SWING RADIUS	LONG SILL SPACING
PGND-768-G	7'6"	80"	1,235 lb.	42" CA SRW	61"	42"
PGND-898-G	8'9"	80"	1,355 lb.	56" CA SRW	61"	42"
PGND-89-G	8'9"	96"	1,586 lb.	56" CA DRW	64.5"	42"
PGND-96	9'6"	96"	1,734 lb.	60" CA DRW	71.5"	34"
PGND-116	11'6"	96"	2,031 lb.	84" CA DRW	71.5"	34"
PGND-96-MD	9'6"	96"	1,762 lb.	60" CA DRW	71.5"	34"
PGND-116-MD	11'6"	96"	2,058 lb.	84" CA DRW	71.5"	34"



COMMITMENT TO CORROSION RESISTANCE

Corrosion won't be a concern when you buy quality Knapheide products. To give you the best corrosion protection, we utilize a state-of-the-art, custom-designed, 12-step, SST cathodic electrodeposition finishing system, called "E-Coat."

It bonds prime paint to steel by an electroplating process to give you a superior coat of primer, resulting in better corrosion protection compared to spraying methods.

This system allows us to create products with the highest level of corrosion resistance available.



FOLLOW US
LIKE US
TAG US



THREE YEAR, LIMITED TIME WARRANTY



NO RUST
THROUGH



FREE FROM
DEFECTS IN
WORKMANSHIP



FREE FROM
DEFECTS IN
MATERIALS

TO LEARN MORE VISIT
www.knapheide.com/warranty



NEVER SETTLE

If you are going to be a leader, it takes more than building a high-quality product. It means never being totally satisfied with that product, no matter how high quality it may be. It requires constant vigilance and a willingness to take a chance on something new. And it means exceeding expectations every time. As the industry changes, one thing never will—our commitment to making customers like you as productive and efficient as possible. We know you don't settle, and we don't either. That's why we want you never to settle for anything less than Knapheide on the back of your truck.

KNAPHEIDE. NEVER SETTLE.



The Knapheide Manufacturing Company
1848 Westphalia Strasse | Quincy, IL 62305
217-222-7131
www.knapheide.com