

KNAPHEIDE
SINCE 1848



FORD
STEEL
GOOSENECK BODIES

KNAPHEIDE STEEL GOOSENECK BODIES



STEEL GOOSENECK BODIES

Versatility with storage solutions to meet every need, Knapheide Gooseneck Bodies are an easy choice. Rugged construction, enhanced styling and secure storage give you a body that can haul it all.

Reliable offerings range from the mid-level PGNB, skirted PGNC and the deluxe PGTD.



GOOSENECK TURNOVERBALL HITCH

A B&W Turnoverball®, rated at 30,000 lbs. gross trailer weight, with 7500 lb. tongue weight. Currently in our PGTD models only.

POPULAR VOCATIONS



CONSTRUCTION



AGRICULTURE



LANDSCAPING/
TREE CARE



OIL/MINING/GAS

PGNB GOOSENECK BODIES



PGNB-116
*Body may be shown
with optional features

- A. RUB RAILS**
installed on both sides of bodies for strap, side and stake pocket protection
- B. RUGGED 1/8" THICK TREAD PLATE FLOOR**
with 6" structural channel long sills (4" on 8' models)
- C. HINGED ACCESS DOOR**
to cover gooseneck hitch when not in use
- D. INTEGRATED CLASS V RECEIVER HITCH**
rated at 18,000 lb.(optional on 8' bodies as most 56" CA chassis include a factory hitch)
- E. FORMED, INTEGRATED BULKHEAD**
with stylized screened window and tapered design for improved visibility

- F. SAFETY CHAIN ATTACHMENT POINTS AND 7-WAY TRAILER PLUG**
included in gooseneck box and at receiver hitch
- G. DURABLE OVEN-CURED COAT**
finish painted black
- H. ALL LED CLEARANCE AND MARKER LIGHTS**
for visibility and added safety
- I. INTEGRATED OVAL LED B/U AND S/T/T LIGHTS**
included in bulkhead and rear skirt

FEATURES NOT SHOWN

- 12-GAUGE FORMED CROSS SILLS**
spaced on 16" centers
- INTEGRATED DRIVER SIDE FUEL FILL CUP**
- ALUMINUM TREAD PLATE TRIM PIECE**
on rear hitch plate provides a "no worry" step location
- ELECTRODEPOSITION PRIME-PAINT SYSTEM**
provides superior corrosion resistance

PGNC GOOSENECK BODIES



PGNC-116
*Body may be shown
with optional features

- A. SKIRTED GOOSENECK STYLING**
with integrated front and rear toolboxes
- B. RUB RAILS**
installed on both sides of bodies for strap, side and stake pocket protection
- C. RUGGED 1/8" THICK TREAD PLATE FLOOR**
with 6" structural channel long sills (4" on 8' models)
- D. HINGED ACCESS DOOR**
to cover gooseneck hitch when not in use
- E. INTEGRATED CLASS V RECEIVER HITCH**
rated at 18,000 lb.(optional on 8' bodies as most 56" CA chassis include a factory hitch)
- F. FORMED, INTEGRATED BULKHEAD**
with stylized screened window and tapered design for improved visibility
- G. SAFETY CHAIN ATTACHMENT POINTS AND 7-WAY TRAILER PLUG**
included in gooseneck box and at receiver hitch
- H. DURABLE OVEN-CURED COAT**
finish painted black
- I. ALL LED CLEARANCE AND MARKER LIGHTS**
for visibility and added safety
- J. INTEGRATED OVAL LED B/U AND S/T/T LIGHTS**
included in bulkhead and rear skirt
- K. CONTINUOUS STAINLESS STEEL HINGES**
are pry-proof and corrosion-resistant
- L. DOUBLE PANELED DOORS**
consist of 20-gauge, two sided A-40 galvalume steel
- M. AUTOMOTIVE QUALITY, ROTARY-STYLE LATCHES**
make opening and closing easy

FEATURES NOT SHOWN

- 12-GAUGE FORMED CROSS SILLS**
spaced on 16" centers
- ALUMINUM TREAD PLATE TRIM PIECE**
on rear hitch plate provides a "no worry" step location
- INTEGRATED DRIVER SIDE FUEL FILL CUP**
- ELECTRODEPOSITION PRIME-PAINT SYSTEM**
provides superior corrosion resistance
- INTERIOR COVER**
protects internal latch from damage
- ADJUSTABLE SECURITY RING STRIKERS**
provide a weather-tight seal
- NEOPRENE DOOR SEALS**
protect compartments from the weather
- DOUBLE-SPRING OVER-CENTER DOOR RETAINER**
eliminates involuntary door swing

PGTD

GOOSENECK BODIES



PGTD-114
*Body may be shown
with optional features

- A. DOUBLE PANELED DOORS**
consist of 20-gauge, two sided A-40 galvalume steel
- B. FLIP TOP COMPARTMENTS**
are 3 inches deeper (50% more useable space), with exterior release latch. Flip tops utilize nitrogen gas struts for smooth opening and closing
- C. RUGGED 1/8" THICK TREAD PLATE FLOOR**
- D. 36" HIGH FRONT COMPARTMENTS**
each with 250 lb. capacity shelves
- E. BOLT ON RECEIVER HITCH -**
Choose from 18K or 21K hitch, ordered separately to ship loose
- F. FORMED, INTEGRATED BULKHEAD**
with stylized screened window and tapered design for improved visibility
- G. 7-WAY TRAILER PLUG**
at the rear of the body
- H. DURABLE OVEN-CURED COAT**
finish painted black
- I. ALL LED CLEARANCE AND MARKER LIGHTS**
for visibility and added safety

- J. UPGRADED REAR MOUNT LIGHTING SYSTEM**
features LED S/T/T and B/U, LED strobe option* with (8) selectable patterns, and built-in reflectivity for additional safety**
*Additional wire harness required for strobe lights
**Lights covered by 3-year limited warranty
- K. CONTINUOUS STAINLESS STEEL HINGES**
are pry-proof and corrosion-resistant
- L. AUTOMOTIVE QUALITY, ROTARY-STYLE LATCHES**
make opening and closing easy
- M. FULL HEIGHT SLAM TAILGATE**
with center mounted release handle
- N. GOOSENECK BALL**
is now a B&W Turnoverball®, in lieu of trap door. Rated at 30,000 lbs. gross trailer weight, with 00 lb. tongue weight
- O. GALVANNEAL FENDERETTES**
are welded on
- P. 7" DEEP REAR STEP**
makes accessing cargo area safe and easy

FEATURES NOT SHOWN

- | | | |
|---|---|---|
| 12-GAUGE FORMED CROSS SILLS
3" formed | ELECTRODEPOSITION PRIME-PAINT SYSTEM
provides superior corrosion resistance | NEOPRENE DOOR SEALS
protect compartments from the weather |
| 250-LB. CAPACITY SHELVES MADE OF SPANGLED STEEL
(2 in each front vertical compartment) | INTERIOR COVER
protects internal latch from damage | DOUBLE-SPRING OVER-CENTER DOOR RETAINER
eliminates involuntary door swing |
| BODY SITS 1" LOWER:
long sills were reduced from 5" to 4", allowing bed to be more accessible | ADJUSTABLE SECURITY RING STRIKERS
provide a weather-tight seal | |



POPULAR OPTIONS

P G N B / P G N C



**ROUGHNECK CONTRACTOR
PACKAGE**



4" REMOVABLE SIDE BOARDS



**ABOVE BODY AND
UNDERBODY TOOLBOXES**



**GOOSENECK HITCH AND
TRAP DOOR REMOVAL**

Applies to PGNB models



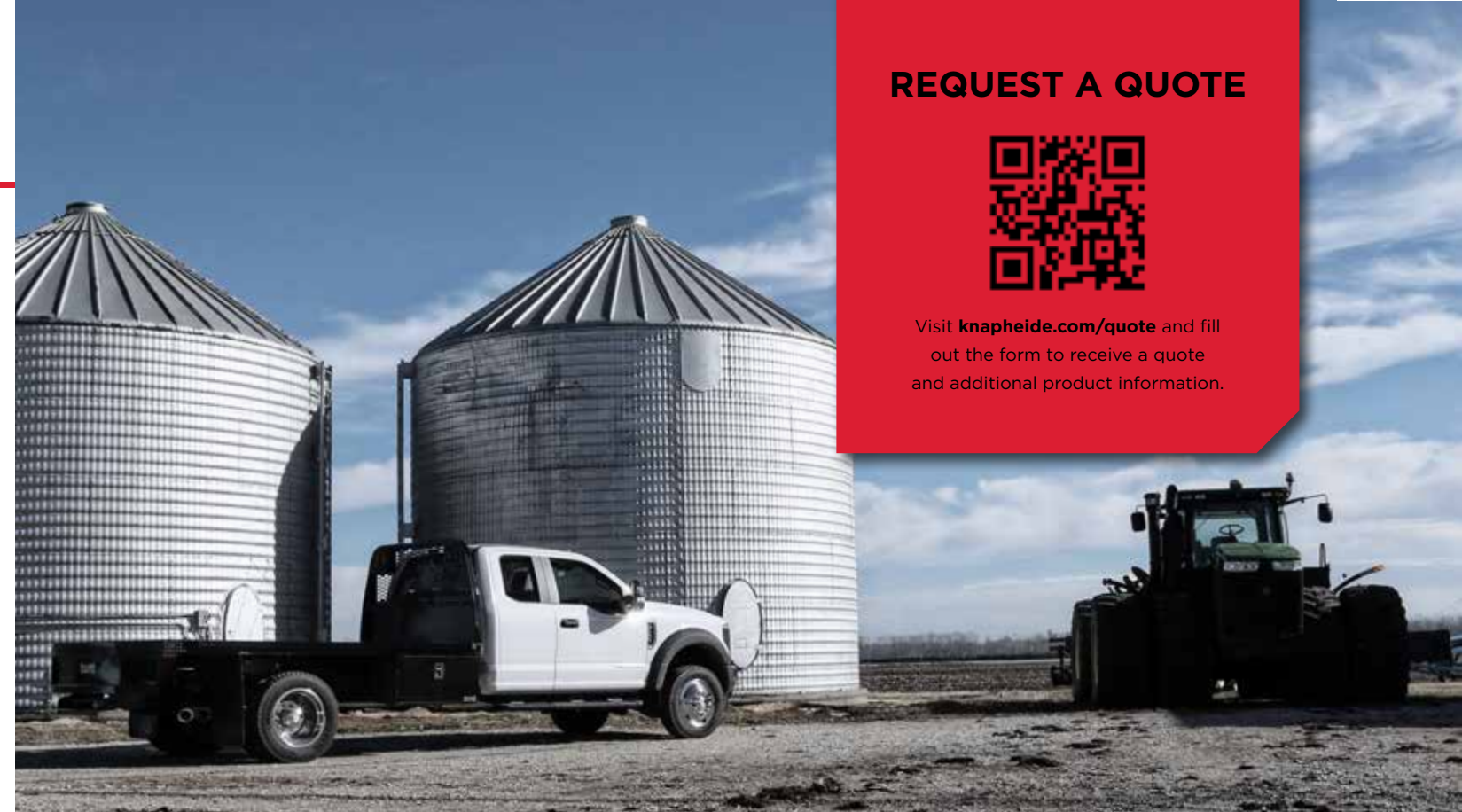
3/16" TREAD PLATE FLOOR

Applies to PGNB and PGNC models

REQUEST A QUOTE



Visit knapheide.com/quote and fill out the form to receive a quote and additional product information.





REQUEST A QUOTE

Visit knapheide.com/quote and fill out the form to receive a quote and additional product information.

POPULAR OPTIONS

P G T D



3/16" TREAD PLATE FLOOR



ADDITIONAL ALUMINUM
TREAD PLATE OVERLAY



LED COMPARTMENT
LIGHTS



CARGO D-RINGS



C-TECH
DRAWER SETS

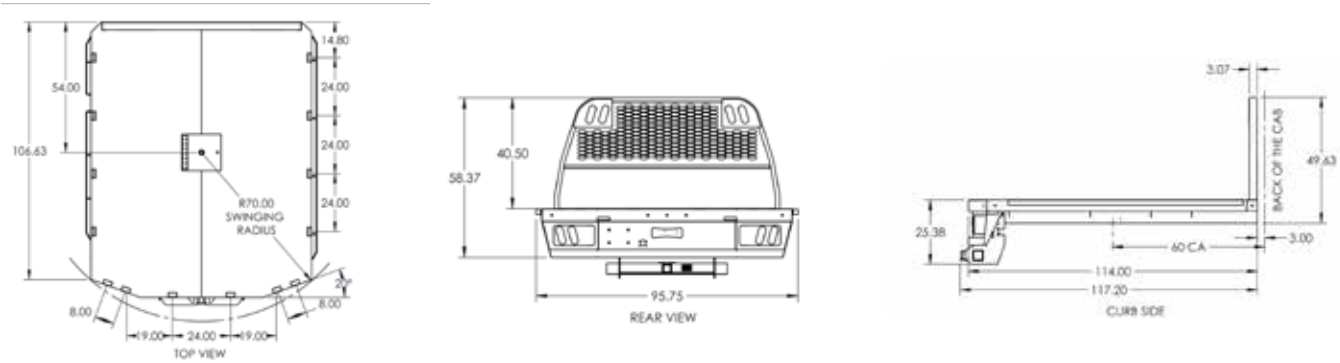


POWER LOCKS

MODEL OPTIONS

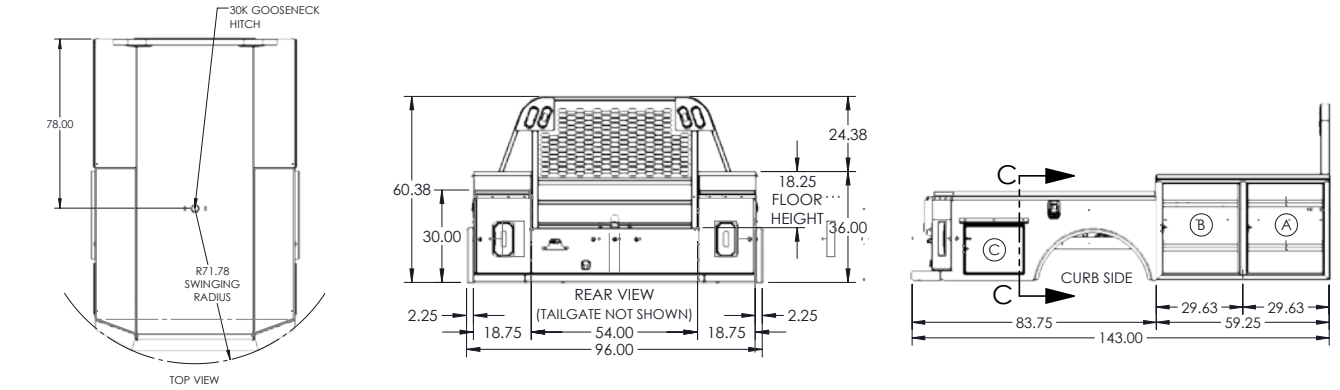
PGNB

MODEL	LENGTH	WIDTH	WEIGHT	APPLICATION	SWING RADIUS	LONG SILL SPACING
PGNB-738-F	7'3"	84"	815 lb.	40" CA SRW	60"	38"
PGNB-868-F	8'6"	84"	879 lb.	56" CA SRW	60"	38"
PGNB-968	9'6"	84"	1,053 lb.	60" CA SRW	67"	34"
PGNB-86-F	8'6"	96"	957 lb.	56" CA DRW	63"	38"
PGNB-96	9'6"	96"	1,130 lb.	60" CA DRW	70"	34"
PGNB-116	11'6"	96"	1,290 lb.	84" CA DRW	70"	34"
PGNC-116-MD	11'6"	96"	1,315 lb.	84" CA DRW	70"	34"



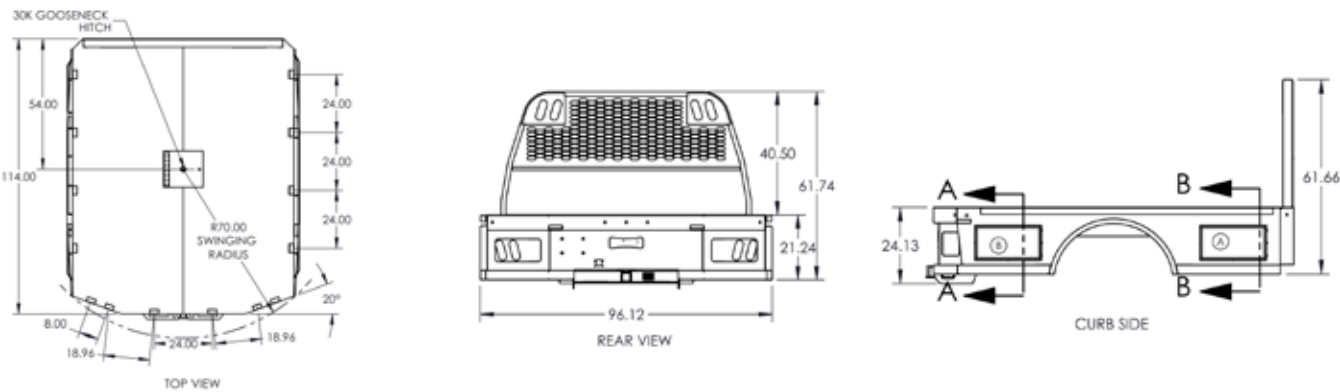
PGTD

MODEL	LENGTH	WIDTH	WEIGHT	APPLICATION	SWING RADIUS	LONG SILL SPACING
PGTD-718-F	7'1"	80"	1,208 lb	40" CA SRW	62"	38"
PGTD-848-F	8'4"	80"	1,367 lb	56" CA SRW	61"	38"
PGTD-84-F	8'4"	96"	1,490 lb	56" CA DRW	64"	38"
PGTD-948	9'4"	80"	1,510 lb	60" CA SRW	72"	34"
PGTD-94	9'4"	96"	1,641 lb	60" CA DRW	72"	34"
PGTD-114	11'4"	96"	1,969 lb	84" CA DRW	72"	34"



PGNC

MODEL	LENGTH	WIDTH	WEIGHT	APPLICATION	SWING RADIUS	LONG SILL SPACING
PGNC-738-F	7'3"	84"	887 lb.	40" CA SRW	60"	38"
PGNC-868-F	8'6"	84"	1,054 lb.	56" CA SRW	60"	38"
PGNC-968	9'6"	84"	1,162 lb.	60" CA SRW	67"	34"
PGNC-86-F	8'6"	96"	1,166 lb.	56" CA DRW	63"	38"
PGNC-96	9'6"	96"	1,270 lb.	60" CA DRW	70"	34"
PGNC-116	11'6"	96"	1,508 lb.	84" CA DRW	70"	34"
PGNC-116-MD	11'6"	96"	1,623 lb.	84" CA DRW	70"	34"



COMMITMENT TO CORROSION RESISTANCE

Corrosion won't be a concern when you buy quality Knapheide products. To give you the best corrosion protection, we utilize a state-of-the-art, custom-designed, 12-step, SST cathodic electrodeposition finishing system, called "E-Coat."

It bonds prime paint to steel by an electroplating process to give you a superior coat of primer, resulting in better corrosion protection compared to spraying methods.

This system allows us to create products with the highest level of corrosion resistance available.



FOLLOW US
LIKE US
TAG US



THREE YEAR, LIMITED TIME WARRANTY



NO RUST
THROUGH



FREE FROM
DEFECTS IN
WORKMANSHIP



FREE FROM
DEFECTS IN
MATERIALS

TO LEARN MORE VISIT
www.knapheide.com/warranty



NEVER SETTLE

If you are going to be a leader, it takes more than building a high-quality product. It means never being totally satisfied with that product, no matter how high quality it may be. It requires constant vigilance and a willingness to take a chance on something new. And it means exceeding expectations every time. As the industry changes, one thing never will—our commitment to making customers like you as productive and efficient as possible. We know you don't settle, and we don't either. That's why we want you never to settle for anything less than Knapheide on the back of your truck.

KNAPHEIDE. NEVER SETTLE.



The Knapheide Manufacturing Company
1848 Westphalia Strasse | Quincy, IL 62305
217-222-7131
www.knapheide.com