



# LIGHTING & ELECTRICAL







## Our History

**1946**  
Buyers Products Company founded by Sam Ruven and Bessie Kleinman as a distributor of driveline components.

**Tracom**

**1992**  
Buyers acquired Trailer Components Manufacturing (Tracom) for CNC precision machining and tooling, as well as state-of-the-art welding.

**Buyers**  
PRODUCTS COMPANY

**2002**  
Buyers moved its corporate headquarters to a brand new 235,000 sq. ft. state-of-the-art office and distribution center.

**SnowDogg**  
„Buyers

**2007**  
Buyers began manufacturing the SnowDogg stainless steel snowplow at our Mentor, Ohio facility.

**Buyers**  
PRODUCTS COMPANY

**2013**  
Buyers acquired an additional 500,000 sq.ft. manufacturing facility in Mentor, Ohio allowing for expansion of our aluminum and stainless steel manufacturing.

**SaltDogg**  
„Buyers

**ALL YOUR WORK  
TRUCK PRODUCTS  
ALL THE TIME.**

**2017**  
Buyers launches new website with business partner portal, to make online ordering and account maintenance easy for customers.

**Buyers**

Buyers continued to grow its product offerings and build valued relationships with customers and suppliers. Increased demand for products led to the pursuit of supply chain manufacturing solutions.

**PROGRESSIVE**  
POWDER COATING, INC.

**1995**  
Buyers acquired Progressive Powder Coating. Our Nordson automatic powder application booth is used to powder coat our Buyers toolboxes and other truck and trailer accessories.

**Romotech**  
Rotational Molding Technologies, Inc.

**2004**  
Buyers acquired Romotech in New Paris, Indiana. Our Ferry Industries Rotospeed molding machines are used to manufacture our poly salt spreaders.

**Boomerang**  
RUBBER, INC.

**2009**  
Buyers began our operations at Boomerang Rubber, in Botkins, Ohio manufacturing mudflaps, wheel chocks and other rubber truck and trailer accessories.

**Buyers**  
PRODUCTS COMPANY

**2016**  
Buyers establishes a 22,000 sq. ft Engineering Tech Center in Mentor, Ohio. Its multi-use lab, design, training and prototyping space is dedicated to the research and development of innovative product.

## Our Corporate Family of Companies

**Buyers**  
PRODUCTS COMPANY

**Romotech**  
Rotational Molding Technologies, Inc.

**PROGRESSIVE**  
POWDER COATING, INC.

**Tracom**

**Boomerang**  
RUBBER, INC.



















Founded in 1946, Buyers Products is a fully integrated manufacturer and a leader in the truck equipment industry. Our engineering, manufacturing and assembly operations take place in the USA, under the Buyers family of companies. **Buyers Products' mission is to improve our Customers' profitability and productivity while enhancing the quality of our products and services.**



# Table of Contents

<b>WORK LIGHTS</b>	<b>2</b>	<b>DOT LIGHTS</b>	<b>46</b>
<b>ROUND LENS FLOOD &amp; SPOT LIGHTS</b>	<b>2</b>	Marker/Clearance Lights	46
Ultra Bright LED Articulating Flood & Spot Lights	2	Stop, Turn & Tail Lights	52
<b>SQUARE LENS FLOOD &amp; SPOT LIGHTS</b>	<b>6</b>	Turn Signal Lights	57
Ultra Bright LED Flood & Spot Lights	6	Backup Lights	59
Specialty Mount Lights	12	License / Utility Plate Lights	61
<b>LED COMBINATION SPOT-FLOOD LIGHT BARS</b>	<b>13</b>	<b>REFLECTORS AND CONSPICUITY TAPE</b>	<b>63</b>
<b>INTERIOR AND SPECIALTY WORK LIGHTS</b>	<b>16</b>	<b>SPREADER LIGHT BAR KITS &amp; LIGHT BOXES</b>	<b>64</b>
LED Light Strips	16	<b>OBSERVATION SYSTEMS &amp; ACCESSORIES</b>	<b>70</b>
LED Tube Lights	16	<b>ROADSIDE ASSISTANCE EQUIPMENT</b>	<b>72</b>
Interior Lights	17	Booster Cables	72
Snow Plow Lights	18	Towing Lights, Road Strobe/Flares, & Backup Alarms	73
<b>WARNING LIGHTS</b>	<b>19</b>	<b>ELECTRICAL ACCESSORIES</b>	<b>74</b>
Modular Light Bar & Accessories	19	Switches & Switch Panels	74
LED Mini Light Bars	22	Circuit Breakers	76
Directional Warning Lights	26	Solenoids and Motors	77
Ultra Thin Surface Mounted LED Strobe Lights	27	Meters, Battery Adapters	78
Thin Surface Mounted LED Strobe Lights	29	Junction Boxes & Fuse Holders	79
Surface Mounted LED Strobe Lights	31	<b>GLOSSARY - INDEX</b>	<b>80</b>
LED Recessed Strobes	39	Lighting Regulations	80
<b>BEACON STROBE LIGHTS</b>	<b>41</b>	Industry Glossary & Icon Definitions	88
Class 1 Beacon Lights	41	Warranty Policy	90
Class 2 Beacon Lights	43	Numerical Index	91

## ICON KEY ————— Refer to page 88-90 for more details

 Limited Lifetime Warranty	 12 Volts	 IP65 Rated	 IPX6 Rated	 SAE J595 Class 1
 1 Year Warranty	 12-24 Volts	 IP66 Rated	 IPX7 Rated	 SAE J595 Class 2
 5 Year Warranty	 PC Rated	 IP67 Rated	 IPX8 Rated	 SAE J845 Class 1
		 IP68 Rated	 CA13	 SAE J845 Class 2

## NEW PRODUCTS

**Ultra Bright Work Lights  
with Temperature Control System**  
Pages 6-7




**Ultra Thin Wide Angle 5" LED Strobe Lights**  
Page 29



**LED Strobe / Marker Lights**  
Page 37



**Round and Oval  
Stop/Turn/Tail/Backup/Strobe**  
Page 39



**Round and Oval  
Stop/Turn/Tail/Backup Lights**  
Pages 52 & 54



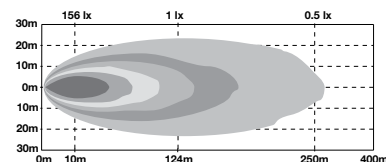
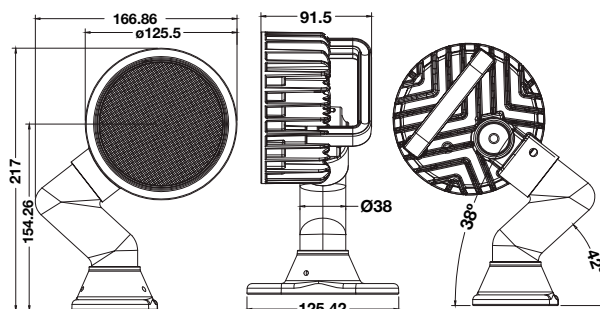
**Back-Up Camera Systems  
with Night Vision**  
Page 70



# Round Lens

## Ultra Bright 5" LED Articulating Flood Light

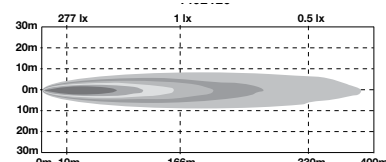
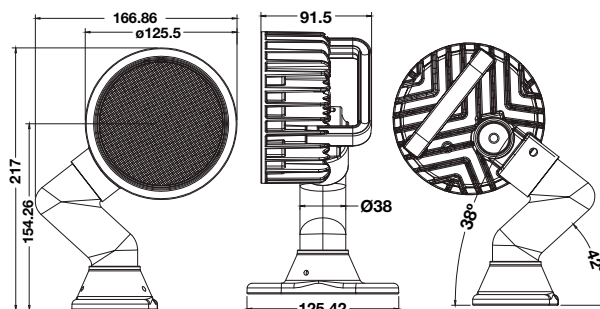
5-YEAR  
W  
12-24  
VOLTS  
IP 67



Part No.	Size	LED's	Amps	Lumens	Color	Base / Mount	Lead Length	Connection	Wt. (lbs.)	Cat.
NEW 1492145	5"	18	3	4500	Clear	8mm stud SST	36"	Blunt Cut	1.63	562 (N)

## Ultra Bright 5" LED Articulating Spot Light

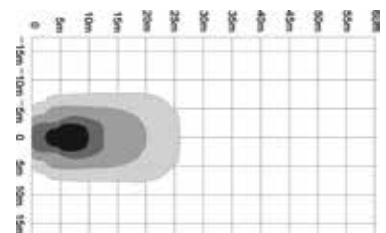
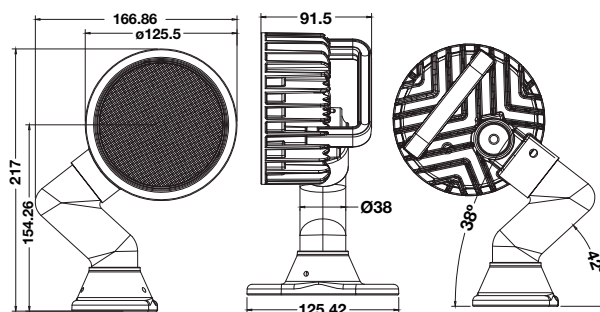
5-YEAR  
W  
12-24  
VOLTS  
IP 67



Part No.	Size	LED's	Amps	Lumens	Color	Base / Mount	Lead Length	Connection	Wt. (lbs.)	Cat.
NEW 1492146	5"	18	3	4500	Clear	8mm stud SST	36"	Blunt Cut	1.63	562 (N)

## 5" LED Articulating Flood Light

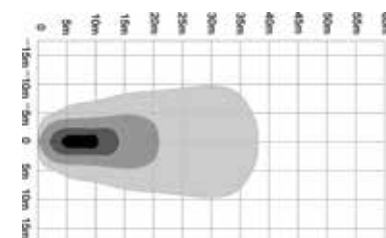
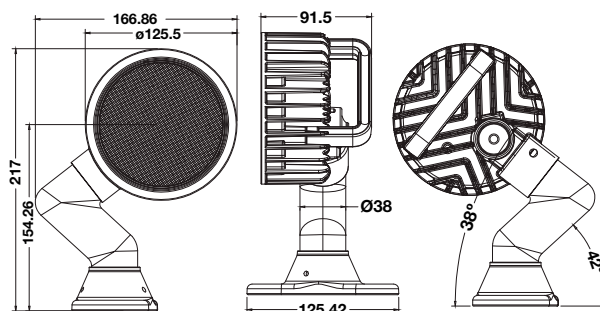
5-YEAR  
W  
12-24  
VOLTS  
IP 67



Part No.	Size	LED's	Amps	Lumens	Color	Base / Mount	Lead Length	Connection	Wt. (lbs.)	Cat.
NEW 1492125	5"	6	1.5	1350	Clear	8mm stud SST	36"	Blunt Cut		562 (N)

## 5" LED Articulating Spot Light

5-YEAR  
W  
12-24  
VOLTS  
IP 67

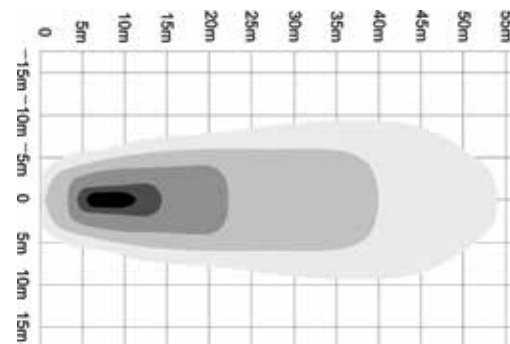
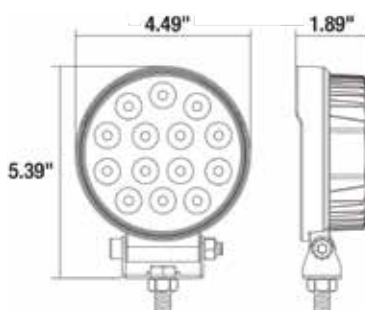


Part No.	Size	LED's	Amps	Lumens	Color	Base / Mount	Lead Length	Connection	Wt. (lbs.)	Cat.
NEW 1492126	5"	6	1.5	1350	Clear	8mm stud SST	36"	Blunt Cut		562 (N)



## Ultra Bright 5" LED Flood Light

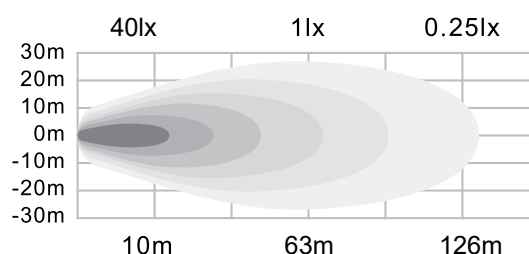
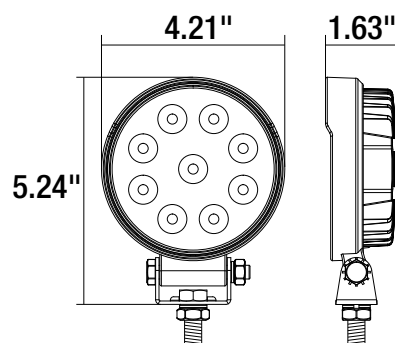
5-YEAR  
W  
12-24  
VOLTS  
IP  
67



Part No.	Size	LED's	Amps	Lumens	Color	Base / Mount	Lead Length	Connection	Wt. (lbs.)	Cat.
1492127	5"	14	1.83	3780	Clear	10mm stud SST	18"	Blunt Cut	1.49	562 (N)

## 4" LED Flood Light

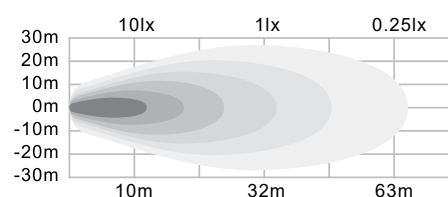
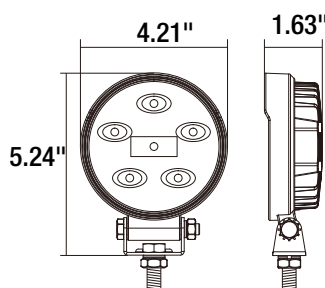
5-YEAR  
W  
12-24  
VOLTS  
IP  
67



Part No.	Size	LED's	Amps	Lumens	Color	Base / Mount	Lead Length	Connection	Wt. (lbs.)	Cat.
1492114	4.21"	9	1.25	1710	Clear	8mm stud SST	18"	Blunt Cut	1.58	562 (N)

## 4" LED Magnetic Base Flood Light

5-YEAR  
W  
12-24  
VOLTS  
IP  
67



Part No.	Size	LED's	Amps	Lumens	Color	Base / Mount	Lead Length	Connection	Wt. (lbs.)	Cat.
1492130	4.6"	6	1.5	1140	Clear	Magnetic	30'	12V DC Adapter	2.53	562 (N)




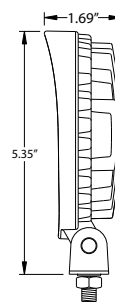
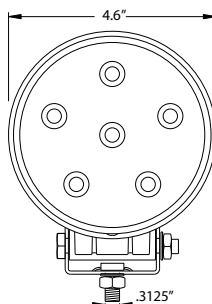
Products are Retail Packaged



# Round Lens

## 4.5" LED Flood Light

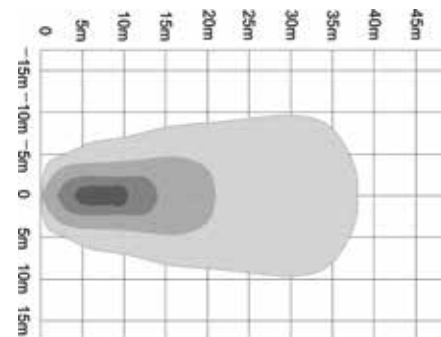
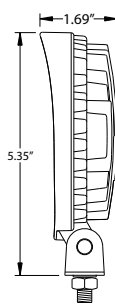
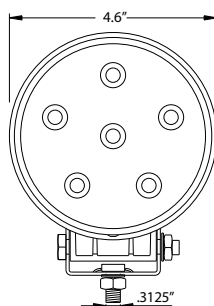
5-YEAR  
W  
12-24  
VOLTS  
IP  
67



Part No.	Size	LED's	Amps	Lumens	Housing Color	Lens Color	Base / Mount	Lead Length	Connection	Wt. (lbs.)	Cat.
1492115	4.6"	6	1.5	1350	Black	Clear	8mm stud SST	36"	Blunt Cut	1.20	562 (N)
1492116	4.6"	6	1.5	1350	Black	Amber	8mm stud SST	36"	Blunt Cut	1.20	562 (N)
1493215	4.6"	6	1.5	1350	White	Clear	8mm stud SST	36"	Blunt Cut	1.20	562 (N)

## 4.5" LED Spot Light

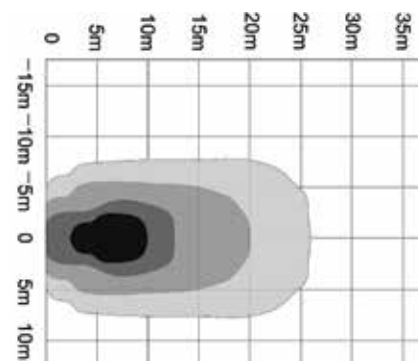
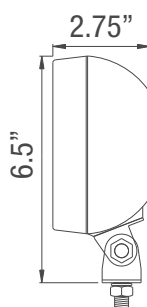
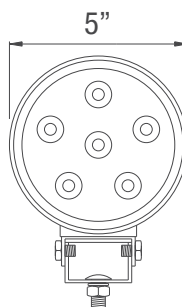
5-YEAR  
W  
12-24  
VOLTS  
IP  
67



Part No.	Size	LED's	Amps	Lumens	Color	Base / Mount	Lead Length	Connection	Wt. (lbs.)	Cat.
1492215	4.6"	6	1.5	1350	Clear	8mm stud SST	36"	Blunt Cut	1.20	562 (N)

## 5" LED Sealed Rubber Flood Light

5-YEAR  
W  
12-24  
VOLTS  
IP  
67

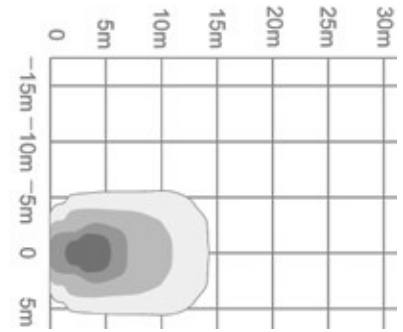
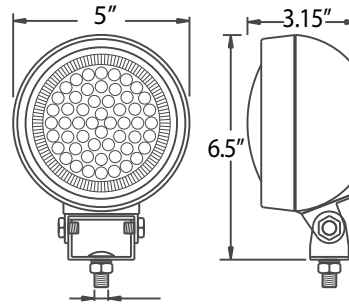


Part No.	Size	LED's	Amps	Lumens	Color	Base / Mount	Lead Length	Connection	Wt. (lbs.)	Cat.
1492112	5"	6	1.5	1350	Clear	8mm stud SST	36"	Blunt Cut	1.80	562 (N)



## 5" LED Sealed Rubber Flood Light

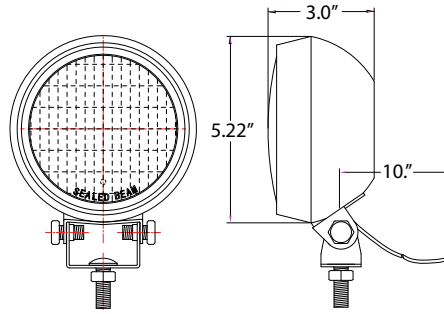
5-YEAR  
W  
12-24  
VOLTS  
IP  
67



Part No.	Size	LED's	Amps	Lumens	Color	Base / Mount	Lead Length	Connection	Wt. (lbs.)	Cat.
1492110	5"	54	3	375	Clear	8mm stud SST	36"	Blunt Cut	1.63	562 (N)
1492111	5"	54	3	375	Amber	8mm stud SST	36"	Blunt Cut	1.63	562 (N)

## 5" Incandescent Sealed Rubber Flood Light

5-YEAR  
W  
12  
VOLTS  
IP  
67

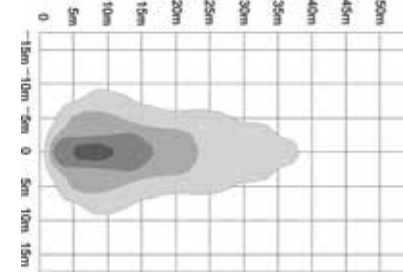
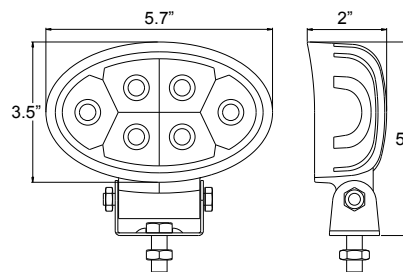


Part No.	Size	Amps	Watts	Color	Base / Mount	Lead Length	Connection	Std. Qty.	Wt. (lbs.)	Cat.
1492100	5"	2.92	35	Clear	Zinc	10"	Blunt Cut	1	2.64	562 (N)

## 5.5" LED Spot - Flood Light

• Hybrid Beam Patterns: Spot Light for Distance and Flood Light For Close Up

5-YEAR  
W  
12-24  
VOLTS  
IP  
67



Part No.	Size	LED's	Amps	Lumens	Color	Base / Mount	Lead Length	Connection	Wt. (lbs.)	Cat.
1492113	5.70"	6	1.5	1350	Clear	8mm stud SST	36"	Blunt Cut	1.20	562 (N)


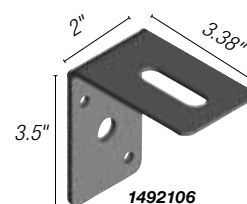
## Work Light with Built-In Backup Camera



- Produces 1100 lumens of light
- Durable camera features a 976 (H) x 592 (V) pixel resolution
- Night vision capabilities and a wide 140° viewing angle to help capture everything going on even in low visibility situations

Part No.	Description	Cat.
8883110	Round Work Lamp Camera	888 (N)

## Stainless Steel Mounts



Part No.	Description	Wt. (lbs.)	Cat.
1492106	Stainless Steel Bracket	0.47	562 (N)
1492107	Stainless Steel Bracket	0.90	562 (N)

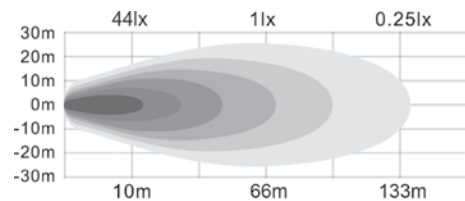
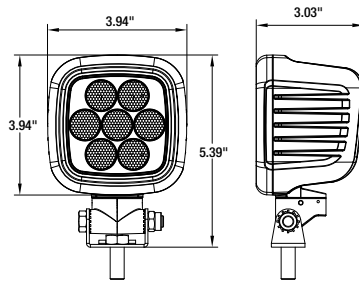


# Square Lens

## Ultra Bright 4" LED Flood Light

- Features TCS (temperature control system), automatically adjusts light for maximum power depending on temperature

5-YEAR  
W  
12-24  
VOLTS  
IP 67

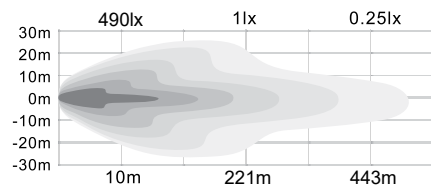
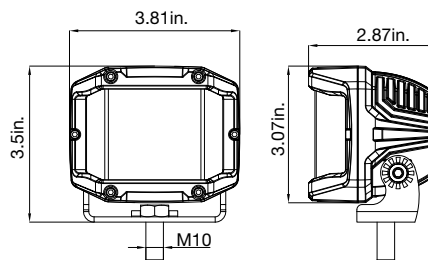


Part No.	Size	LED's	Amps	Lumens	Color	Base / Mount	Lead Length	Connection	Wt. (lbs.)	Cat.
<b>NEW</b> 1492223*	3.75"	21	7.75	2105-7017	Clear	10mm stud SST	28"	Deutsch	2.34	562 (N)

\*Available June 2019

## Ultra Bright Wide Angle 4" LED Spot - Flood Light

5-YEAR  
W  
12-24  
VOLTS  
IP 67

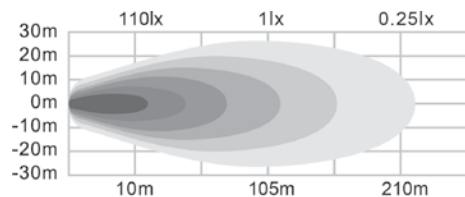
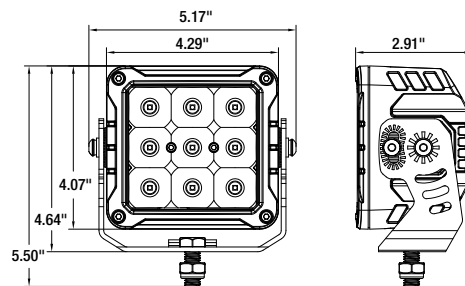


Part No.	Size	LED's	Amps	Lumens	Color	Base / Mount	Lead Length	Connection	Wt. (lbs.)	Cat.
<b>NEW</b> 1492197	3.8"	10	2.18	3,540	Clear	SST	18"	Blunt Cut	1.73	562 (N)

## Ultra Bright 4.5" LED Flood Light

- Features TCS (temperature control system), automatically adjusts light for maximum power depending on temperature

5-YEAR  
W  
12-24  
VOLTS  
IP 67



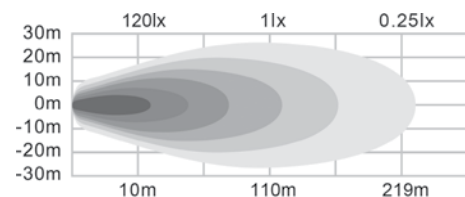
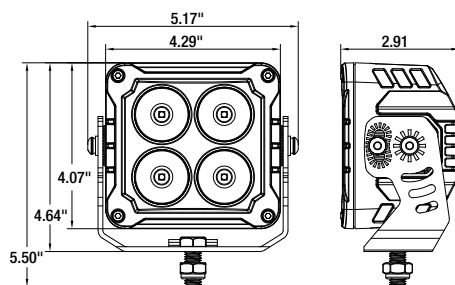
Part No.	Size	LED's	Amps	Lumens	Color	Base / Mount	Lead Length	Connection	Wt. (lbs.)	Cat.
<b>NEW</b> 1492225*	4.375"	36	10	2943-9831	Clear	10mm stud SST	28"	Deutsch	2.9	562 (N)

\*Available June 2019

## Ultra Bright 4.5" LED Flood Light

- Features TCS (temperature control system), automatically adjusts light for maximum power depending on temperature

5-YEAR  
W  
12-24  
VOLTS  
IP 67



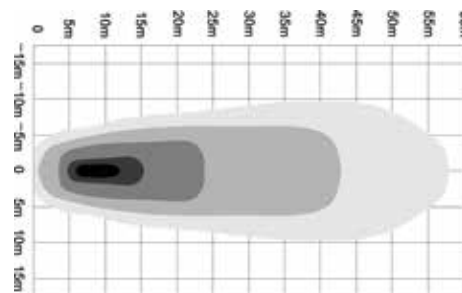
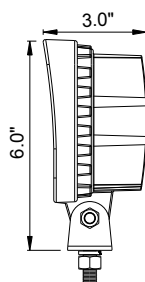
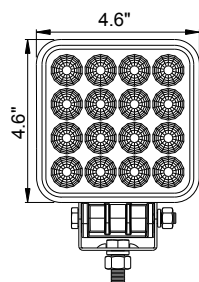
Part No.	Size	LED's	Amps	Lumens	Color	Base / Mount	Lead Length	Connection	Wt. (lbs.)	Cat.
<b>NEW</b> 1492224*	4.375"	16	6.92	1938-6459	Clear	10mm stud SST	28"	Deutsch	3.0	562 (N)

\*Available June 2019



## Ultra Bright 4.5" LED Flood Light

5-YEAR  
W  
12-24  
VOLTS  
IP  
67

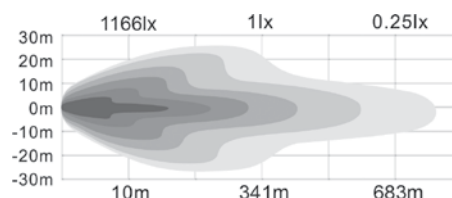
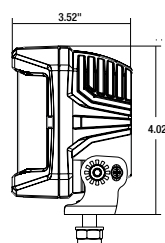
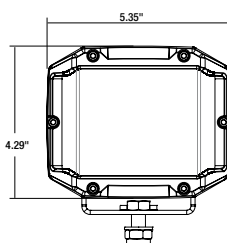


Part No.	Size	LED's	Amps	Lumens	Color	Base / Mount	Lead Length	Connection	Wt. (lbs.)	Cat.
 1492128	4.6"	16	2.08	4320	Clear	SST	18"	Blunt Cut	1.66	562 (N)

## Ultra Bright 5" LED Flood Light

- Features TCS (temperature control system), automatically adjusts light for maximum power depending on temperature

5-YEAR  
W  
12-24  
VOLTS  
IP  
67



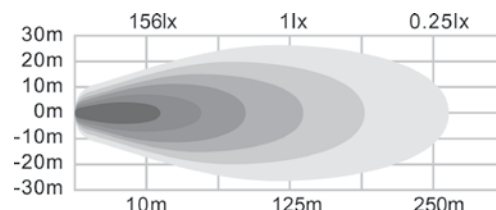
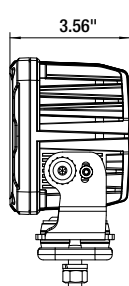
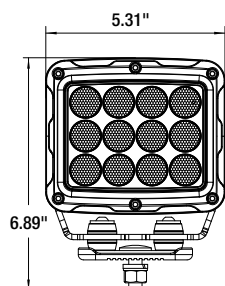
Part No.	Size	LED's	Amps	Lumens	Color	Base / Mount	Lead Length	Connection	Wt. (lbs.)	Cat.
 1492222*	5"	17	4.17	3600-4500	Clear	10mm stud SST	28"	Blunt Cut	3.24	562 (N)

\*Available June 2019

## Ultra Bright 5" LED Flood Light

- Features TCS (temperature control system), automatically adjusts light for maximum power depending on temperature

5-YEAR  
W  
12-24  
VOLTS  
IP  
67



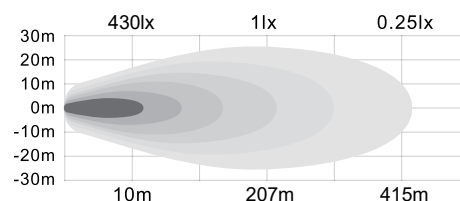
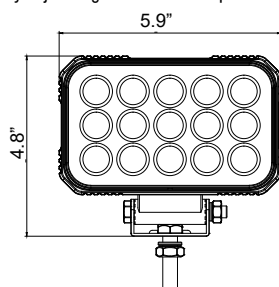
Part No.	Size	LED's	Amps	Lumens	Color	Base / Mount	Lead Length	Connection	Wt. (lbs.)	Cat.
 1492226*	5.375"	36	12.42	3600-12000	Clear	10mm stud SST	28"	Deutsch	4.6	562 (N)

\*Available June 2019

## Ultra Bright 6" LED Flood Light

- Features TCS (temperature control system), automatically adjusts light for maximum power depending on temperature

5-YEAR  
W  
12-24  
VOLTS  
IP  
67



Part No.	Size	LED's	Amps	Lumens	Color	Base / Mount	Lead Length	Connection	Wt. (lbs.)	Cat.
 1492196	4.8" x 5.9"	15	6.8	9000	Clear	10mm stud SST	18"	Blunt Cut	1.6	562 (N)




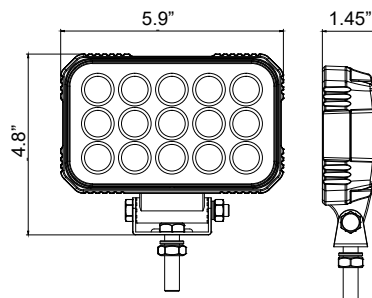
Products are Retail Packaged



# Square Lens

## Ultra Bright 6" LED Flood Light

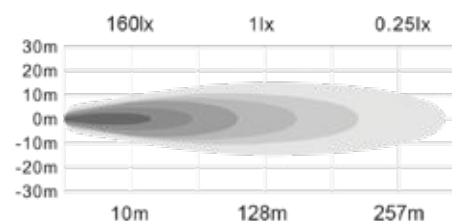
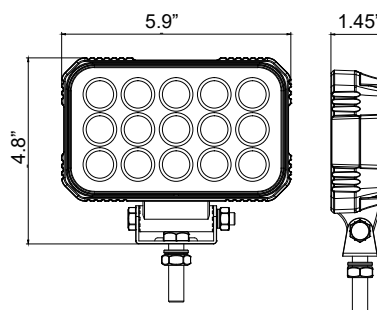
5-YEAR  
W  
12-24  
VOLTS  
IP  
67



Part No.	Size	LED's	Amps	Lumens	Color	Base / Mount	Lead Length	Connection	Wt. (lbs.)	Cat.
1492190	4.8" x 5.9"	15	1.96	4050	Clear	10mm stud SST	18"	Blunt Cut	1.6	562 (N)

## Ultra Bright 6" LED Spot Light

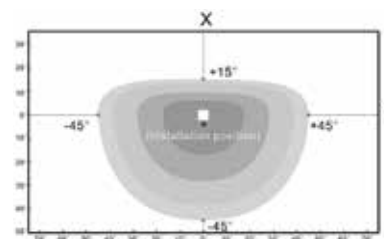
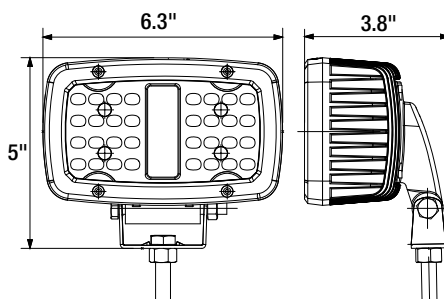
5-YEAR  
W  
12-24  
VOLTS  
IP  
67



Part No.	Size	LED's	Amps	Lumens	Color	Base / Mount	Lead Length	Connection	Wt. (lbs.)	Cat.
1492290	4.8" x 5.9"	15	1.96	4050	Clear	10mm stud SST	18"	Blunt Cut	1.6	562 (N)

## Ultra Bright 6.5" LED Flood Light

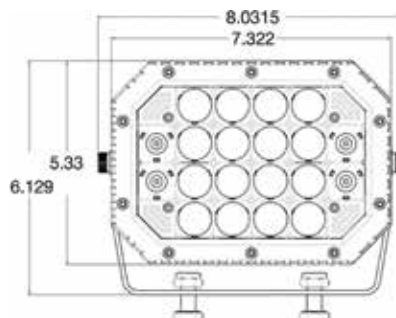
5-YEAR  
W  
12-24  
VOLTS  
IP  
68



Part No.	Size	LED's	Amps	Lumens	Color	Base / Mount	Lead Length	Connection	Wt. (lbs.)	Cat.
1492194	6.3"	36	4.9	7920	Clear	10mm stud SST	11"	Blunt Cut	1.88	562 (N)

## Ultra Bright 8" LED Flood Light

5-YEAR  
W  
12-24  
VOLTS  
IP  
67




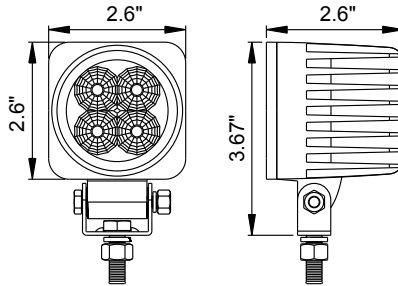
Part No.	Size	LED's	Amps	Lumens	Color	Base / Mount	Lead Length	Connection	Wt. (lbs.)	Cat.
1492195*	8"	20	5.7	9100	Clear	SST Bracket	20"	Blunt Cut	4.0	562 (N)

\*Available June 2019



## 2.5" LED Flood Light

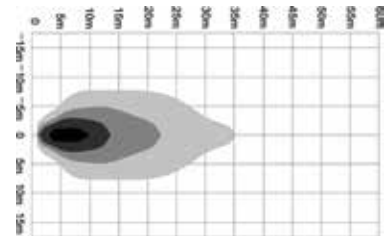
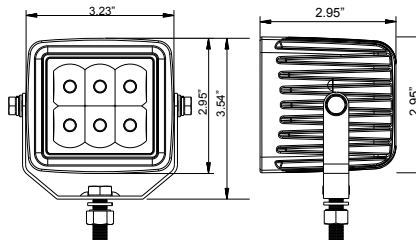
5-YEAR  
W  
12-24  
VOLTS  
IP  
67



Part No.	Size	LED's	Amps	Lumens	Color	Base / Mount	Lead Length	Connection	Wt. (lbs.)	Cat.
1492129	2.6"	4	1.0	780	Clear	SST	36"	Blunt Cut	1.0	562 (N)

## 3" LED Flood Light

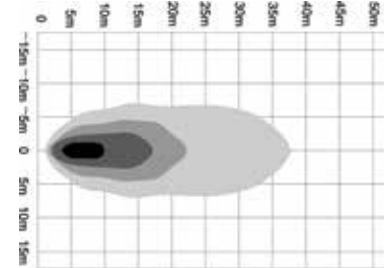
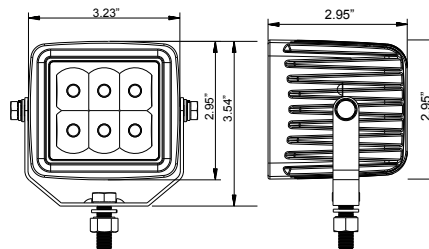
5-YEAR  
W  
12-24  
VOLTS  
IP  
67



Part No.	Size	LED's	Amps	Lumens	Color	Base / Mount	Lead Length	Connection	Wt. (lbs.)	Cat.
1492137	3.23"	6	1.5	1620	Clear	SST	18"	Blunt Cut	1.5	562 (N)

## 3" LED Spot Light

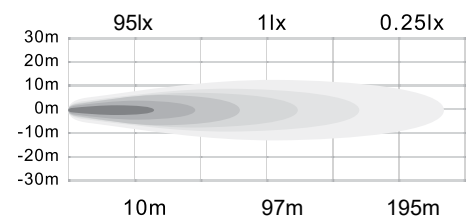
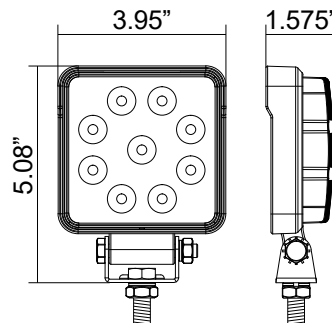
5-YEAR  
W  
12-24  
VOLTS  
IP  
67



Part No.	Size	LED's	Amps	Lumens	Color	Base / Mount	Lead Length	Connection	Wt. (lbs.)	Cat.
1492237	3.23"	6	1.5	1380	Clear	SST	36"	Blunt Cut	1.5	562 (N)

## 4" LED Spot Light

5-YEAR  
W  
12-24  
VOLTS  
IP  
67



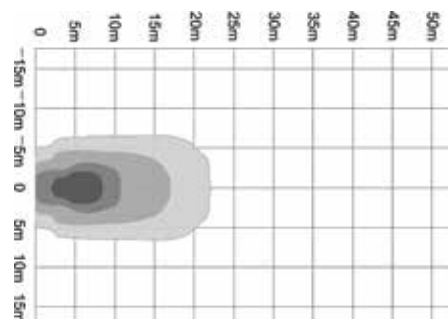
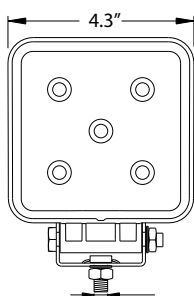
Part No.	Size	LED's	Amps	Lumens	Color	Base / Mount	Lead Length	Connection	Wt. (lbs.)	Cat.
1492134	3.95"	9	1.25	2430	Clear	SST	18"	Blunt Cut	1.12	562 (N)



# Square Lens

## 4" LED Flood Light

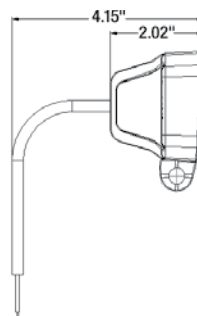
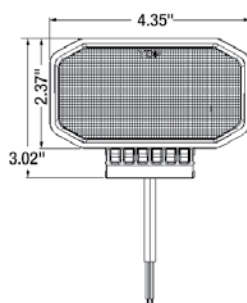
5-YEAR  
W  
12-24  
VOLTS  
IP  
67



Part No.	Size	LED's	Amps	Lumens	Color	Base / Mount	Lead Length	Connection	Wt. (lbs.)	Cat.
1492117	4.3"	5	1.2	1050	Clear	SST	36"	Blunt Cut	1.20	562 (N)

## 4" LED Flood Light

5-YEAR  
W  
12-24  
VOLTS  
IP  
67

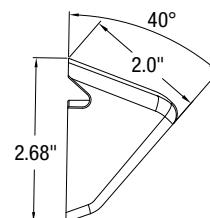
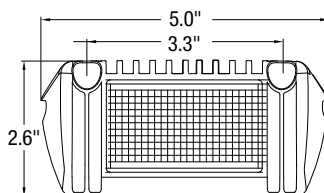


Part No.	Size	LED's	Amps	Lumens	Color	Base / Mount	Lead Length	Connection	Wt. (lbs.)	Cat.
1492220*	4.35"	10	1	1800	Clear	10mm stud SST	14"	Blunt Cut	0.90	562 (N)

\*Available June 2019

## 5" LED Flood Light

5-YEAR  
W  
12-24  
VOLTS  
IP  
67

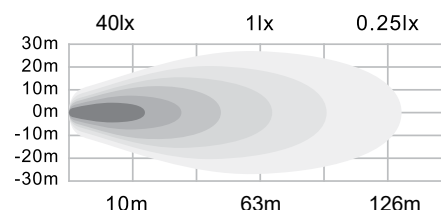
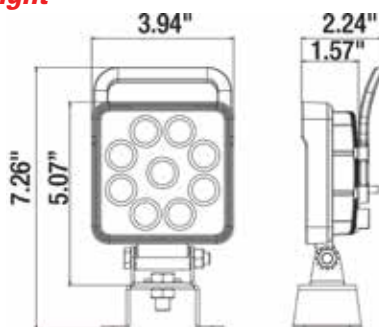


Part No.	Size	LED's	Amps	Lumens	Color	Base / Mount	Lead Length	Connection	Wt. (lbs.)	Cat.
1492199*	5"	9	0.75	725	Clear	Black Aluminum	15"	Blunt Cut	0.79	562 (N)

\*Available June 2019

## 5" LED Switch and Handle Flood Light

5-YEAR  
W  
12-24  
VOLTS  
IP  
67

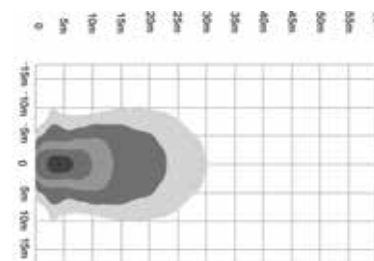
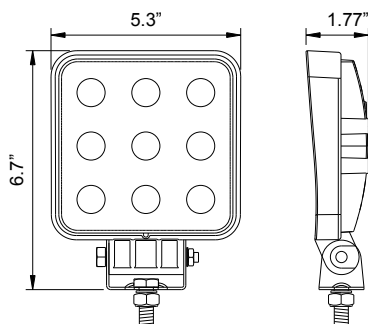


Part No.	Size	LED's	Amps	Lumens	Color	Base / Mount	Lead Length	Connection	Wt. (lbs.)	Cat.
1492193	5.3"	9	2.25	1710	Clear	SST	36"	Blunt Cut	1.76	562 (N)



## 5" LED Flood Light

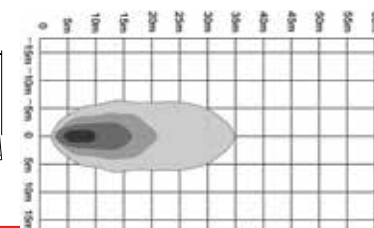
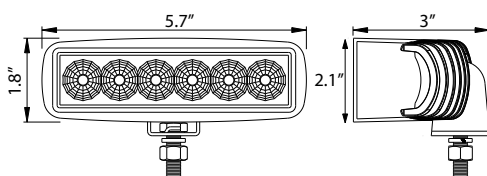
5-YEAR  
W  
12-24  
VOLTS  
IP  
67



Part No.	Size	LED's	Amps	Lumens	Color	Base / Mount	Lead Length	Connection	Wt. (lbs.)	Cat.
 1492119	5.3"	9	2.25	1500	Clear	8mm stud SST	36"	Blunt Cut	1.76	562 (N)

## 5.5" LED Flood Light

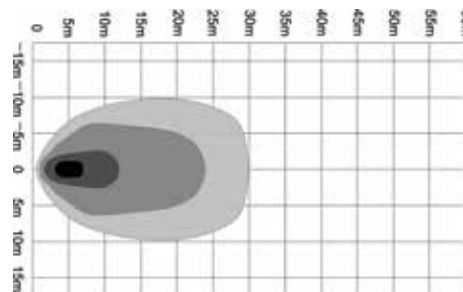
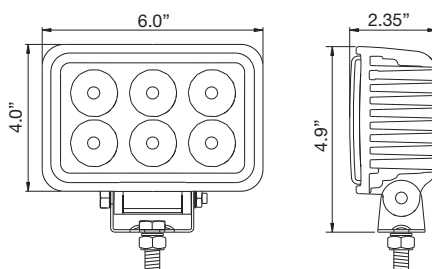
5-YEAR  
W  
12-24  
VOLTS  
IP  
67



Part No.	Size	LED's	Amps	Lumens	Color	Base / Mount	Lead Length	Connection	Wt. (lbs.)	Cat.
 1492135	5.7"	6	1.5	1620	Clear	SST	18"	Blunt Cut	1.6	562 (N)

## 6" LED Flood Light

5-YEAR  
W  
12-24  
VOLTS  
IP  
67



Part No.	Size	LED's	Amps	Lumens	Color	Base / Mount	Lead Length	Connection	Wt. (lbs.)	Cat.
 1492118	4" x 6"	6	1.5	1350	Clear	10mm stud SST	36"	Blunt Cut	1.75	562 (N)

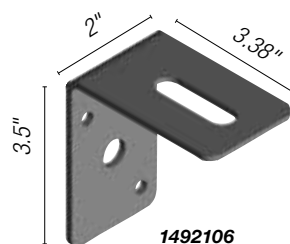
## Work Light with Built-In Backup Camera



- Produces 1100 lumens of light
- Durable camera features a 976 (H) x 592 (V) pixel resolution
- Night vision capabilities and a wide 140° viewing angle to help capture everything going on even in low visibility situations

Part No.	Description	Cat.
 8883111	Square Work Lamp Camera	888 (N)

## Stainless Steel Mounts



1492106



1492107

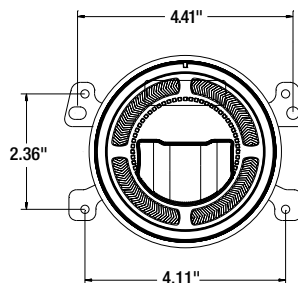
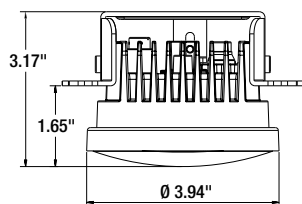
Part No.	Description	Wt. (lbs.)	Cat.
1492106	Stainless Steel Bracket	0.47	562 (N)
1492107	Stainless Steel Bracket	0.90	562 (N)



# Specialty Mount Lights

## 4" LED Fog Light

5-YEAR  
W  
12-24  
VOLTS  
IP  
67


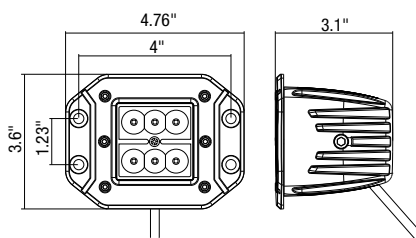


Part No.	Size	LED's	Amps	Lumens	Color	Base / Mount	Lead Length	Connection	Wt. (lbs.)	Cat.
NEW 1492221	4"	1	0.71	483	Clear	SST	18"	Blunt Cut	1.47	562 (N)

## Recessed 3" LED Flood Light

- Recessed Mount

5-YEAR  
W  
12-24  
VOLTS  
IP  
67

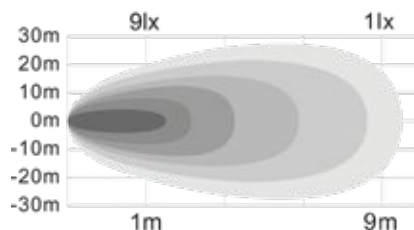
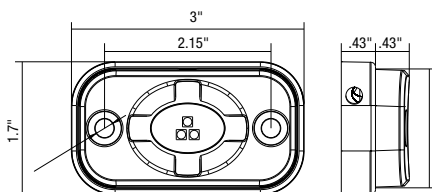


Part No.	Size	LED's	Amps	Lumens	Color	Base / Mount	Lead Length	Connection	Wt. (lbs.)	Cat.
1492138	2.875"	6	1.38	1620	Clear	12 mm stud	18"	Blunt Cut	1.37	562 (N)

## Angle Mounted 3" LED Flood Light

- Mounting options included: flat, tubular and angle

5-YEAR  
W  
12-24  
VOLTS  
IP  
67

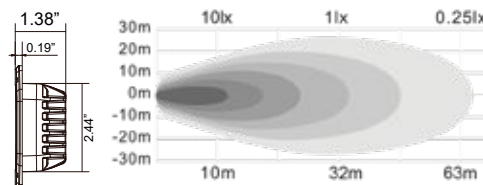
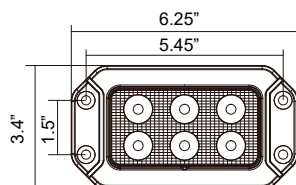


Part No.	Size	LED's	Amps	Lumens	Color	Housing	Lead Length	Connection	Wt. (lbs.)	Cat.
1492139	3" x 1-1/2"	3	0.34	1260	Clear	Black Aluminum	18"	Blunt Cut	0.32	562 (N)

## Recessed 6.5" LED Flood Light

- Includes 30° rubber offset mount

5-YEAR  
W  
12-24  
VOLTS  
IP  
67



Side view of Rubber Mount



Part No.	Size	LED's	Amps	Lumens	Color	Base / Mount	Lead Length	Connection	Wt. (lbs.)	Cat.
1492191	6.25"L x 1.37"W x 3.42"T	6	0.75	1140	Clear	Recessed, Diecast	18"	Blunt Cut	1.2	562 (N)

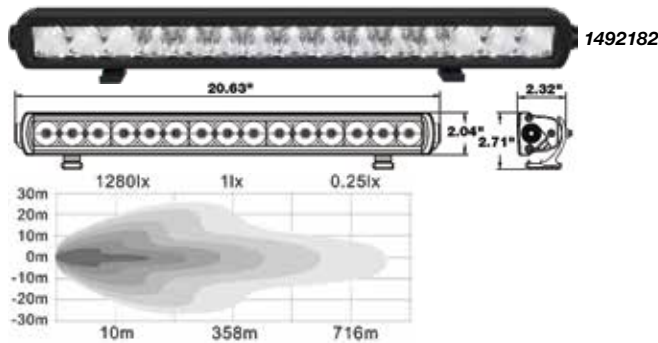


## Straight Single Row LED Combination *Spot - Flood* Light Bar

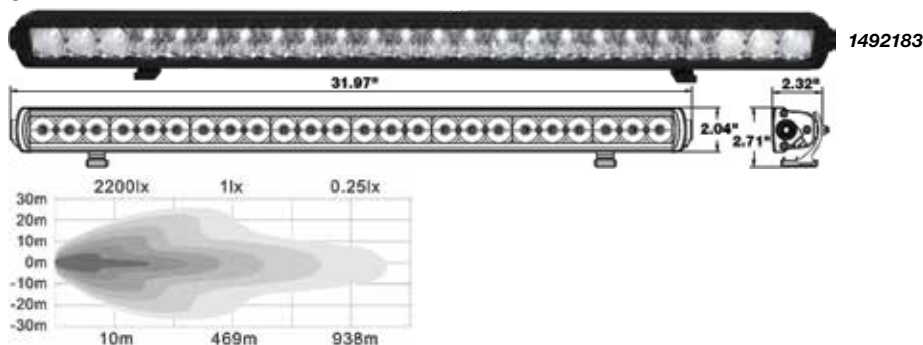
- Adjustable width mounts



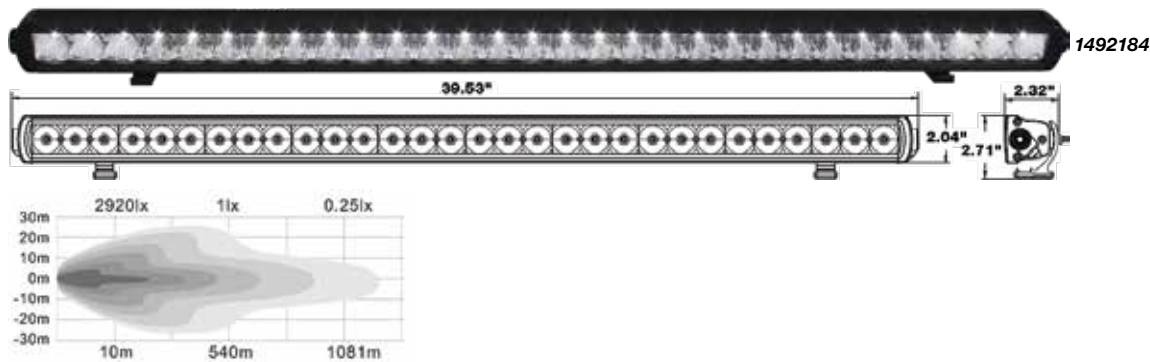
20.5"



32"



39.5"



51"



Part No.	Size	LED's	Amps	Lumens	Color	Base / Mount	Lead Length	Connection	Wt. (lbs.)	Cat.
1492182	20.63"	15	2.80	4050	Clear	Aluminum	30.5"	Blunt Cut	3.7	562 (N)
1492183	31.97"	24	4.55	6480	Clear	Aluminum	30.5"	Blunt Cut	5.45	562 (N)
1492184	39.53"	30	5.78	8100	Clear	Aluminum	30.5"	Blunt Cut	6.62	562 (N)
1492185	50.87"	39	7.60	10530	Clear	Aluminum	30.5"	Blunt Cut	8.8	562 (N)



Products are Retail Packaged

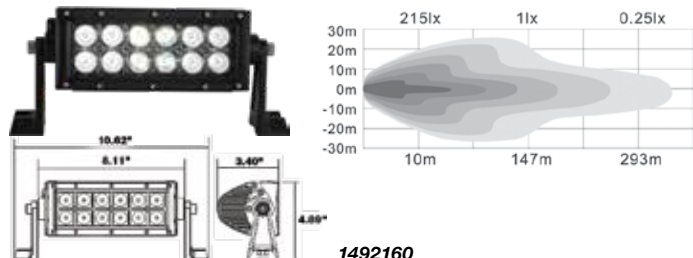


# LED Spot-Flood Light Bars

## Ultra Bright Dual Row LED Combination *Spot - Flood* Light Bar

5-YEAR  
**W**  
12-24  
**VOLTS**  
IP  
**67**

8"



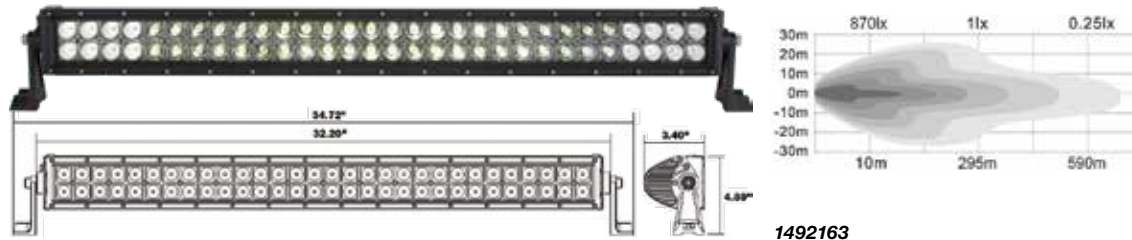
14"




22"



32"



50"




Part No.	Size	LED's	Amps	Lumens	Color	Base / Mount	Lead Length	Connection	Wt. (lbs.)	Cat.
1492160	8.11"	12	2	3240	Clear	Aluminum	33.5"	Blunt Cut	3.34	562 (N)
1492161	14.09"	24	4.20	6480	Clear	Aluminum	33.5"	Blunt Cut	4.98	562 (N)
1492162	22.17"	40	8.20	10800	Clear	Aluminum	52.5"	Blunt Cut	7.34	562 (N)
1492163	32.20"	60	12.00	16200	Clear	Aluminum	52.5"	Blunt Cut	10.15	562 (N)
1492165	50.12"	96	16.60	25920	Clear	Aluminum	52.5"	Blunt Cut	15.42	562 (N)



## Ultra Bright Dual Row LED Curved Combination *Spot - Flood Light Bar*

5-YEAR  
**W** 12-24  
VOLTS **IP**  
67

14"



22"



Part No.	Size	LED's	Amps	Lumens	Color	Base / Mount	Lead Length	Connection	Wt. (lbs.)	Cat.
1492171	14.09"	24	4.20	6480	Clear	Aluminum	33.5"	Blunt Cut	4.93	562 (N)
1492172	22.32"	40	8.20	10800	Clear	Aluminum	52.5"	Blunt Cut	7.29	562 (N)

### Rear Mount Mounting Legs, Pair

- For 1492160 & 1492170 series



Part No.	Description	Wt. (lbs.)	Cat.
3034110	Rear Mount Mounting Legs, Pair	0.66	562 (N)

### Tube Mount, Pair



Part No.	Description	Wt. (lbs.)	Cat.
3035781	Tube Mount, Pair	1.44	562 (N)

### Tube X Mount. Pair



Part No.	Description	Wt. (lbs.)	Cat.
3035783	Tube X Mount, Pair	1.76	562 (N)

### Harness with Single Switch

- For 1492160, 1492170, 1492180 series work lights



Part No.	Description	Wt. (lbs.)	Cat.
3035768	Harness with Single Switch, DT Connection	0.93	562 (N)
3035770	Harness with Single Switch, ATP Connection	1.04	562 (N)





# LED Strip and Tube Lights

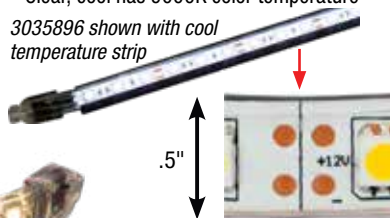
## LED Strip Lights With 3M™ Adhesive Back

- Commercial grade housing
- Wired at both ends
- End caps and mounting clips included
- Can be cut every 3 LEDs
- Custom lengths and connectors available upon request

- Clear, warm has 3000K color temperature
- Clear, cool has 9000K color temperature

3035896 shown with cool temperature strip

5-YEAR  
W  
12  
VOLTS  
IP  
67



Cut line shown



Part No.	Size	LED's	Amps	Lumens	Color	Connection	Std. Qty.	Wt. (lbs.)	Cat.
5621827	18"	27	0.41	360	Clear, Warm	Blunt Cut, Both Ends	1	0.31	562 (N)
5621928	18"	27	0.41	360	Clear, Cool	Blunt Cut, Both Ends	1	0.31	562 (N)
5622436	24"	36	0.54	470	Clear, Warm	Blunt Cut, Both Ends	1	0.35	562 (N)
5622537	24"	36	0.54	470	Clear, Cool	Blunt Cut, Both Ends	1	0.35	562 (N)
5622638	24"	36	0.54	470	Red	Blunt Cut, Both Ends	1	0.35	562 (N)
5622739	24"	36	0.54	470	Blue	Blunt Cut, Both Ends	1	0.35	562 (N)
5623654	36"	54	0.81	710	Clear, Warm	Blunt Cut, Both Ends	1	0.40	562 (N)
5623755	36"	54	0.81	710	Clear, Cool	Blunt Cut, Both Ends	1	0.40	562 (N)
5624872	48"	72	1.12	940	Clear, Warm	Blunt Cut, Both Ends	1	0.44	562 (N)
5624973	48"	72	1.12	940	Clear, Cool	Blunt Cut, Both Ends	1	0.44	562 (N)
5625074	48"	72	1.12	940	Red	Blunt Cut, Both Ends	1	0.44	562 (N)
5625175	48"	72	1.12	940	Blue	Blunt Cut, Both Ends	1	0.44	562 (N)
5626090	60"	90	1.30	1180	Clear, Warm	Blunt Cut, Both Ends	1	0.55	562 (N)
5626191	60"	90	1.30	1175	Clear, Cool	Blunt Cut, Both Ends	1	0.55	562 (N)
5626292	60"	90	1.30	1175	Amber	Blunt Cut, Both Ends	1	0.55	562 (N)
56296144	96"	144	2.00	2160	Clear, Warm	Blunt Cut, Both Ends	1	0.88	562 (N)
56297145	96"	144	2.00	2160	Clear, Cool	Blunt Cut, Both Ends	1	0.88	562 (N)
56298146	96"	144	2.00	1880	Amber	Blunt Cut, Both Ends	1	0.88	562 (N)
562109166	108"	165	3.00	2400	Clear, Cool	Blunt Cut, Both Ends	1	1.12	562 (N)
562133202	132"	201	4.00	3000	Clear, Cool	Blunt Cut, Both Ends	1	1.37	562 (N)

3035896 LED Strip Light Mounting Channel, 17-1/2" Long, Black, Mounting 3M® Tape

562 (N)

## LED Tubes Light

5-YEAR  
W  
12-24  
VOLTS

- Tubes rotate to aim lights
- Color temperature 5500K



5622416  
24"



On-Off Switch



Clips Include 3M® Tape and Screws



Part No.	Size	LED's	Amps	Lens Color	Connection	Lumens	Mounting	Std. Qty.	Wt. (lbs.)	Cat.
5621812	18"	12	.21	Clear	8" Blunt Cut	144	Surface	1	.23	562 (N)
5622416	24"	16	.29	Clear	8" Blunt Cut	192	Surface	1	.28	562 (N)
5623624	36"	24	.34	Clear	8" Blunt Cut	288	Surface	1	.38	562 (N)
5624832	48"	32	.45	Clear	8" Blunt Cut	384	Surface	1	.48	562 (N)

## Strobe Controller

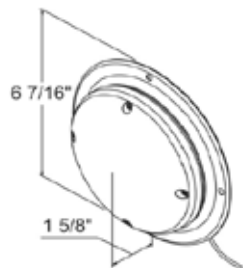
5-YEAR  
W



- 15 Watts MAX (6A@12V)
- Triple flash burst
- Mounts with included 3M adhesive foam tape
- Make connections quick with included quick splice connectors
- Works with steady burning 12VDC light(s) up to 6A

Part No.	Size	Amps	Operating Temp	Connection	Std. Qty.	Wt. (lbs.)	Cat.
5621002	1" x 1-1/2"	6.0	-22 to 176	6" Lead	1	0.07	562 (N)

## 5" Round Incandescent Interior Dome Light



Part No.	Size	Amps	Color	Bulb	On-Off Switch	Std. Qty.	Wt. (lbs.)	Cat.
5625030	4.6"	2.2	Clear	1156	Yes	1	0.5	562 (N)

## 5" Round LED Interior Dome Lights

- 12-24 VDC
- 1.5A



5625336

- for remote switch



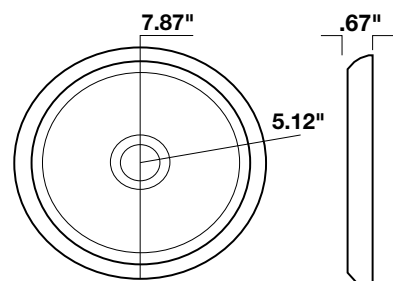
5625337

- with built-in switch



5625338

- with motion sensor



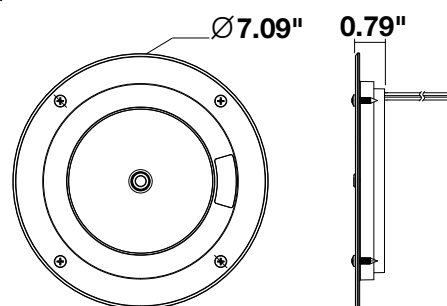
5627036

- with built-in switch



5627038

- with motion sensor

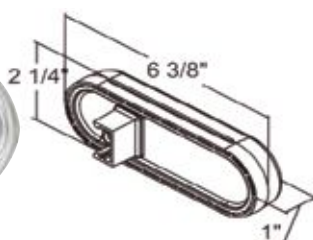


Part No.	Size	LED's	Lens Color	ON/OFF Function	Connection	Lumens	Mounting	Std. Qty.	Wt. (lbs.)	Cat.
5625336	5.1"	36	Clear	Remote Switch	8" Blunt Cut	2200	Surface	1	0.39	562 (N)
5625337	5.1"	36	Clear	Built-In Switch	8" Blunt Cut	2200	Surface	1	0.39	562 (N)
5625338	5.1"	36	Clear	Motion Sensor	8" Blunt Cut	2200	Surface	1	0.39	562 (N)
5627036	7"	36	Clear	Built-In Switch	8" Blunt Cut	2200	Surface	1	0.39	562 (N)
5627038	7"	36	Clear	Motion Sensor	8" Blunt Cut	2200	Surface	1	0.39	562 (N)

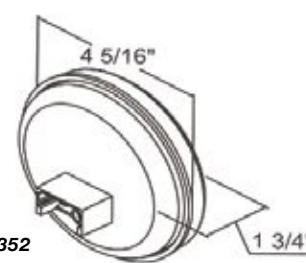
## Oval LED Interior Dome Lights



5626352



5624352



Part No.	Size	LED's	Lens Color	Connection	Lumens	Mounting	Amp	Std. Qty.	Wt. (lbs.)	Cat.
5626352	6"	10	Clear	PL-3 Connection	80	Grommet	.221	10	0.37	562 (N)
5624352	4"	10	Clear	PL-3 Connection	80	Grommet	.221	10	0.34	562 (N)

See mounting grommets on page C11



Products are Retail Packaged

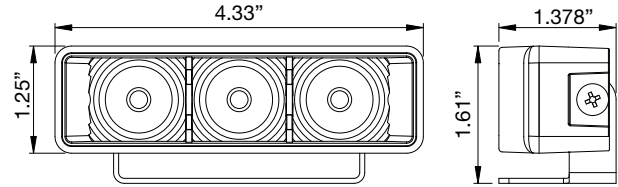


# LED Strip, Projector and Rope Lights

## 4.4" LED Projector Light



- Ideal for cab steps and perimeter ground lighting



Part No.	Size	LED's	Amps	Lumens	Color	Base / Mount	Lead Length	Connection	Std. Qty.	Wt. (lbs.)	Cat.
5624433	4.4"	3	.30	120	Clear	Aluminum/SS Bracket	36"	Blunt Cut	1	0.37	562 (N)

## LED Rope Light with Connections and Mounts



- Mounting hardware and connections included
- Can be cut every 3 LEDs



Part No.	Size	LED's	Amps	Lumens	Color	Base / Mount	Connection	Std. Qty.	Wt. (lbs.)	Cat.
5625576	52.5'	576	3.8	48-60/ft.	Clear	Clips	Plug	1	6	562 (N)

## Universal Snowplow Light Kit



- Dual beam halogen headlamps with turn signal/parking light
- High-impact polycarbonate case
- Double-post mounts
- Includes universal wiring harness

Part No.	Description	Cat.
1311100	Universal Light Kit	889 (N)
1311110	Headlight Adapter for International® Trucks	889 (N)
3014194	Low Beam Replacement Bulb	889 (N)
3014193	Hi Beam Replacement Bulb	889 (N)
1311103	Park/Turn, Amber, Replacement Bulb	889 (N)

## Stainless Steel Truck Hood Light Brackets



**PLB12SS** for use with 1311100 dual stud plow lights



**PLB11SS** for use with single stud plow lights

- Kit Includes driver & passenger side bracket, gaskets & fasteners
- Stainless steel
- Universal fit for med./hvy. class truck hoods:  
Ford, Freightliner, GMC, International, Mack, Peterbilt, Sterling, Volvo

Part No.	Description	Cat.
<b>PLB11SS</b>	Unwelded Bracket, Stainless Steel with Hardware	889 (N)
<b>PLB12SS</b>	Unwelded Bracket, Extended, Stainless Steel with Hardware	889 (N)



## LED Modular Light Bar Series



- Standard with amber strobes
- Customize by adding amber, blue, green, clear and/or red strobes
- Middle strobes have 3-LED reflector heads
- Corner strobes have 6-LED D-fuser heads
- Dimming mode
- Extruded aluminum frame

- 13" wide x 2" tall
- Optional work lights and take down lights on 49", 54" & 60" models
- Mounting feet and controller sold separately (see pg C16)
- Available in 24", 49", and 60" sizes
- 54" models available - call for quotes

## 24" LED Modular Light Bar



## 49" LED Modular Light Bar



## 60" LED Modular Light Bar



8893060 shown with mounting feet  
(Mounting feet and controller sold separately)

Part No.	Size	LEDs	Amp	Modules Description	Chassis Diagram	Wt. (lbs.)	Cat.
8893024	24"	36	3-6	8 Amber		15.4	889 (N)
88930243	24"	36	3-6	4 Amber, 4 Clear		15.4	889 (N)
8893049	49"	54	7-14	14 Amber Built-in Traffic Advisor		33.0	889 (N)
88930492	49"	36	7-14	8 Amber		31.8	889 (N)
88930493	49"	36	7-14	4 Amber, 4 Clear		31.8	889 (N)
8893060	60"	60	8-16	14 Amber, 2 Red Stop-Turn-Tail Lights Built-in Traffic Advisor		36.1	889 (N)
88930603	60"	42	8-16	8 Amber, 2 Red Stop-Turn-Tail Lights 2 Take Down Lights		34.7	889 (N)
88930604	60"	48	8-16	12 Amber		34.9	889 (N)
88930605	60"	60	8-16	16 Amber Built-in Traffic Advisor		36.1	889 (N)

Amber Strobe

Clear Strobe

Red Strobe  
Stop-Turn-Tail LightsClear Take  
Down Lights

Products are Retail Packaged

# LED Modular Light Bar Accessories

## Buyers Custom Light Bars

### Customizing Stock Light Bars

Modular light bars can be customized by purchasing the accessory light heads listed below. This allows light heads to be added or colors to be changed, without having to buy a new light bar. Takedown and alley lights can also be added to 49", 54" and 60" models (not 24").

### Custom Light Bar Program

Factory built custom modular light bars are also available in 24", 49", 54" and 60" lengths. Customers choose their light head configuration and colors. Buyers Products will then quote, build, test, and ship the custom light bar. Call or email customer service at (440) 974-8888, [customercare@buyersproducts.com](mailto:customercare@buyersproducts.com) or visit [buyersproducts.com](http://buyersproducts.com) for more information.

#### LED Middle Strobe



Part No.	LEDs	Color	Wt. (lbs.)	Cat.
3024631	3	Amber	0.28	889 (N)
3024632	3	Clear	0.27	889 (N)
3024633	3	Red	0.28	889 (N)
3024634	3	Blue	0.27	889 (N)
3032932*	3	Green	0.28	889 (N)

\* 3032932 is not CA13 or SAE J595 Class 1

#### LED Corner Strobe



Part No.	LEDs	Color	Wt. (lbs.)	Cat.
3024635	6	Amber	0.21	889 (N)
3024636	6	Clear	0.20	889 (N)
3024637	6	Red	0.21	889 (N)
3024638	6	Blue	0.21	889 (N)
3032933	6	Green	0.21	889 (N)

#### LED Middle Take Down Light Head



Part No.	LEDs	Color	Wt. (lbs.)	Cat.
3024639	6	Clear	0.23	889 (N)
3024640	9	Clear	0.23	889 (N)

#### LED Alley Lights



Part No.	LEDs	Color	Wt. (lbs.)	Cat.
3024642	3	Clear	0.14	889 (N)

## Steel Mounting Feet for LED Modular Light Bar



3024646

3024647

- Black powder coated
- Adjustable height

Part No.	Material	Size	Wt. (lbs.)	Cat.
3024646	Plastic	12.625"L x 5.50"W x 2.25"T	2.58	889 (N)
3024647	Steel	10.125"L x 6.5"W x 2-3"T	3.89	889 (N)

\* Use with Stainless Steel Strap Kits

## Steel Mounting Feet

- Black powder coat



3024648

3024649

Part No.	Description	Wt. (lbs.)	Cat.
3024648	4.5"L x 6.75"W x 1.75"T	3.16	889 (N)
3024649	Wide Surface 8.75"L x 2.50"W x 2.25"T	2.47	889 (N)

## 4 Switch Panel, Pre-Wired

- For use with 49", 54" & 60" modular light bars
- 3.75"L x 1.25"W x 1.5"T
- Built-in traffic advisor controls



Part No.	Description	Wt. (lbs.)	Cat.
6391204	4-Switch Panel, Pre-Wired	0.27	639 (N)

## 6 Switch Panel, Pre-Wired with LED Pattern Display

- For use with 49", 54" and 60" modular light bars
- Programmable
- Built-in traffic advisor controls



6391206

Part No.	Description	Wt. (lbs.)	Cat.
6391206	6-Switch Panel, Pre-Wired with LED Pattern Display	0.39	639 (N)

## Stainless Steel Strap Kits for LED Modular Light Bar



Part No.	Description	Wt. (lbs.)	Cat.
3025442	GM1500/2500/3500/4500/5500, Light Bars: 49", 54" and 60"	1.53	889 (N)
3042509	GM1500/2500/3500 (2019+), Light Bars: 49", 54" and 60"	1.53	889 (N)
3026114	F-150 (2004-2014), Light Bars: 49", 54" & 60"	1.60	889 (N)
3034400	F-150 (15+) F250/F550 (17+), 49", Light Bars: 54" & 60"	1.60	889 (N)
3026115	F-250/350/450/550 (1999-2016), Light Bars: 49", 54" & 60"	1.60	889 (N)
3026116	RAM 500/2500/3500/4500/5500, (09-18), Light Bars: 49", 54" and 60"	1.60	889 (N)

## 5 Switch Panel, Pre-Wired

- For use with 24", 49", 54" & 60" modular light bars, plus surface and recessed mounted strobes
- 3.5"L x 1.0"W x 2.5"T



Part No.	Description	Wt. (lbs.)	Cat.
6391205	5-Switch Panel, Pre-Wired	0.35	639 (N)

## Switch Panel, Pre-Wired with LED Pattern Display



6391208

6391209

Part No.	Description	Wt. (lbs.)	Cat.
6391208	Switch Panel, 7 Function, Multi-Purpose, Programmable	0.83	639 (N)
6391209	Switch Panel, 8 Function, Multi-Purpose, Programmable, with Relays	0.83	639 (N)





# LED Mini Light Bars

## 49" Fleet Series Light Bar



- Integrated, pre-wired, in-cab controller for ease of use and installation
- In-cab controller boasts 14 flash patterns in addition to directional "traffic arrow" patterns, and steady "on" position
- Light is provided by 22 amber LED strobe heads, each with six 1W LEDs
- Durable extruded aluminum housing with black powder coat finish
- 25' cord and pre-wired controller with 12 functions
- Permanent mount with gutter clamps



8892048

Part No.	Size	LEDs	Color	Amp	Mount	House	Flash Patterns	Wt. (lbs.)	Cat.
8892048	47.2"L x 12.2"W x 4.3"H	22	Amber	10	Permanent	Aluminum	14	39.2	889 (N)
8892148	47.2"L x 12.2"W x 4.3"H	22	Amber/Clear	10	Permanent	Aluminum	14	39.2	889 (N)

## 11" Rectangular Multi-Mount LED Mini Light Bar



- Includes 15' cord
- ON/OFF switch and pattern switch



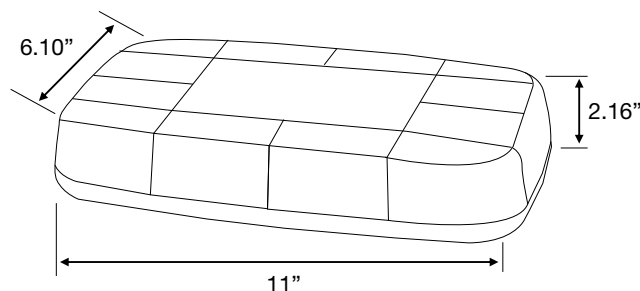
8891040



8891045



8891049



Permanent mounting stud and magnetic mounts

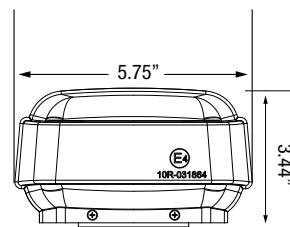
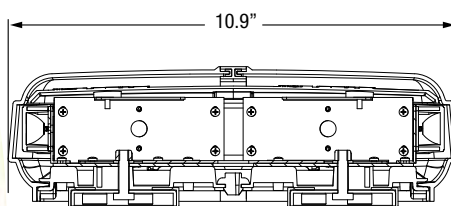

Part No.	Size	LEDs	Color	Amp	Mount	Power	Flash Patterns	Wt. (lbs.)	Cat.
8891040	11"L x 6.5"W x 2.25"H	24	Amber	2	Magnetic or Permanent	DC Adapter	10	3.5	889 (N)
8891042	11"L x 6.5"W x 2.25"H	24	Amber/Clear	2	Magnetic or Permanent	DC Adapter	10	3.5	889 (N)
8891045	11"L x 6.5"W x 2.25"H	24	Amber/Blue	2	Magnetic or Permanent	DC Adapter	10	3.5	889 (N)
8891049	11"L x 6.5"W x 2.25"H	24	Amber/Green	2	Magnetic or Permanent	DC Adapter	10	3.5	889 (N)

See pg. 25 for Drill-Free Cab Mounts Options

## 11" Rectangular LED Mini Light Bar

**5-YEAR**  
**W** **12**  
**VOLTS**

- Includes 15' cord



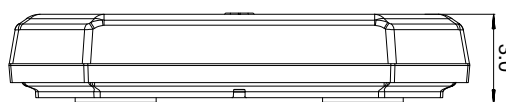
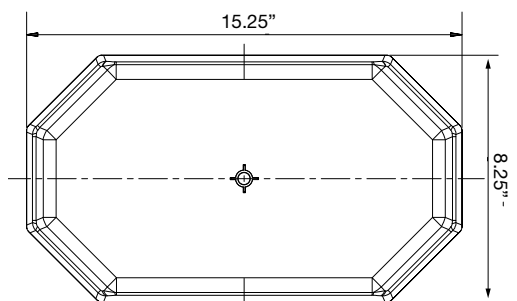
Part No.	Size	LEDs	Color	Amp	Mount	Power	Flash Patterns	Wt. (lbs.)	Cat.
8891050	10.93"L x 5.75"W x 3.44"H	24	Amber	3.5	Magnetic	DC Adapter	Random	4.0	889 (N)
8891052	10.93"L x 5.75"W x 3.44"H	24	Amber/Clear	3.5	Magnetic	DC Adapter	Random	4.0	889 (N)

See pg. 25 for Drill-Free Cab Mounts Options

## 15" Octagonal LED Mini Light Bar Series

**5-YEAR**  
**W** **12-24**  
**VOLTS** **SAE J595**  
**CLASS 1**

- Includes 15' cord
- ON/OFF switch and pattern switch



Permanent mounting studs  
and magnetic mounts



Part No.	Size	LEDs	Color	Amp	Mount	Power	Flash Patterns	Wt. (lbs.)	Cat.
8891060	15"L x 8.25"W x 3"H	56	Amber	3.2	Magnetic or Permanent	DC Adapter	10	5.5	889 (N)
8891062*	15"L x 8.25"W x 3"H	56	Amber/Clear	3.2	Magnetic or Permanent	DC Adapter	10	5.5	889 (N)

\*8891062 is not SAE J595 Class 1

See pg. 25 for Drill-Free Cab Mounts Options



Products are Retail Packaged




# LED Mini Light Bars

## 10" Oval Low Profile LED Mini Light Bar

5-YEAR  
W 12-24  
VOLTS

- Includes 15' cord
- ON/OFF switch and pattern switch



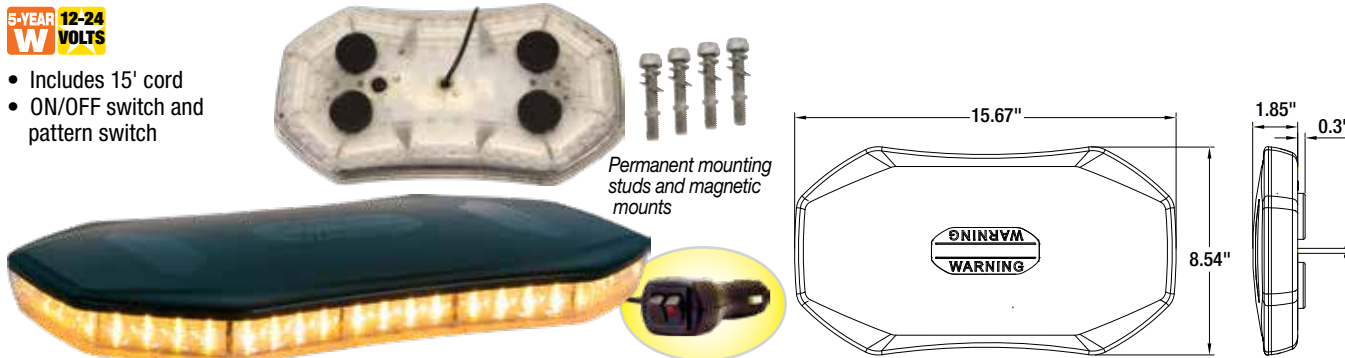
Part No.	Size	LEDs	Color	Amp	Mount	Power	Flash Patterns	Wt. (lbs.)	Cat.
8891080	9.88"L x 6.69"W x 1.61"H	40	Amber	3.34	Magnetic/Permanent	DC Adapter	20	3.10	889 (N)
8891082*	9.88"L x 6.69"W x 1.61"H	40	Amber/Clear	3.34	Magnetic/Permanent	DC Adapter	20	3.10	889 (N)

See pg. 25 for Drill-Free Cab Mounts Options

## 15" Hexagonal Low Profile Mini Light Bar

5-YEAR  
W 12-24  
VOLTS

- Includes 15' cord
- ON/OFF switch and pattern switch



Part No.	Size	LEDs	Color	Amp	Mount	Power	Flash Patterns	Wt. (lbs.)	Cat.
8891110	15.75"L x 8.75"W x 1.87"H	56	Amber	3.52	Magnetic/Permanent	DC Adapter	10	4.65	889 (N)
8891111	15.75"L x 8.75"W x 1.87"H	56	Amber/Clear	3.52	Magnetic/Permanent	DC Adapter	10	4.65	889 (N)

See pg. 25 for Drill-Free Cab Mounts Options

## 16.5" Rectangular LED Mini Light Bar

5-YEAR  
W 12-24  
VOLTS SAE J845  
CLASS 1

- Includes 15' cord
- ON/OFF switch and pattern switch



Part No.	Size	LEDs	Color	Amp	Mount	Power	Flash Patterns	Wt. (lbs.)	Cat.
8891090	16.7"L x 6.9"W x 2.9"H	18	Amber	3.2	Vacuum-Magnetic	DC Adapter	19 Patterns	7.78	889 (N)
8891091	Optional: Aluminum Light Bar Mounting Bracket Kit							1.70	889 (N)

See pg. 25 for Drill-Free Cab Mounts Options



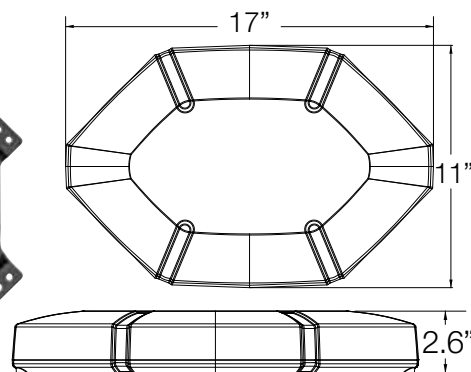
## 17" Octagonal Mini Light Bar

5-YEAR  
WARRANTY  
12-24  
VOLTS  
SAE J849  
CLASS  
1

- Includes 15' cord
- ON/OFF switch and pattern switch



8891010



Part No.	Size	LEDs	Color	Amp	Mount	Power	Flash Patterns	Wt. (lbs.)	Cat.
8891100	16.75"L x 11"W x 2.75"H	30	Amber	3.6	Magnetic	DC Adapter	25	9.9	889 (N)
8891102*	16.75"L x 11"W x 2.75"H	30	Amber/Clear	3.6	Magnetic	DC Adapter	25	9.9	889 (N)
8891010 Optional: Aluminum Mounting Brackets for Octagonal Mini Light Bars								0.70	889 (N)

\* 8891102 is not SAE J895 Class 1

See below for Drill-Free Cab Mount Options

## Fleet Series Drill-Free Light Bar Cab Mount

- One piece construction
- Mounts in 3rd brake light OEM location
- Aluminum construction with a black powder-coat finish
- Pre-drilled for Buyers mini light bars
- 30 lb. capacity
- 22"L x 10"W x 3.74"H



Part No.	Description	Wt. (lbs.)	Cat.
8895550	For Ford F-150 (2015+) and Ford F-250/550 (2017+)	1.58	889 (N)

## Drill-Free Light Bar Cab Mount

- Ideal for aluminum cabs
- Mounts in 3rd brake light OEM location
- Powder-coated aluminum platform
- 30 lb. capacity
- 22"L x 10"W x 1.5"H



8895150



8895150 shown with optional light bar 8891060 (not included)

Note: Third brake light not included, OEM light transfers

Part No.	Description	Wt. (lbs.)	Cat.
8895095	For Chevy/GMC STD & XTD (2007-2013) 1500-3500, Legacy	7.25	889 (N)
8895100	For Chevy/GMC (2014-2018) 1500-3500 All Models, (2019) 1500-3500 All Models Except 1500 LT & LTZ	7.25	889 (N)
8895105	For Chevy Colorado-GMC Canyon (2015-2017) with "I03" Antenna	7.25	889 (N)
8895150	For Ford All Aluminum F-150 (2015+) and F-250-550 (2017+)	7.25	889 (N)
8895250	For Ford SuperDuty with Legacy Steel Cab (2006-2016) F-250-550	7.25	889 (N)
8895300	For Dodge RAM (2010-2018) 1500-4500, (2019) *1500 CLASSIC ONLY*	7.25	889 (N)
8895350	For Dodge-Ram Cab & Chassis 5500 (2010-2018) *Only for 5500*	7.25	889 (N)



# LED Directional, Dashboard Light Bars and Cab Mounts

## Self-Adhesive Magnetic Mount Pad for Aluminum Cabs

- Allows use of magnetic light mounts even on aluminum truck cabs
- Strong and durable 3M® tape will stay stuck to your truck even through demanding weather
- Black powder-coated finish for style and durability



8895400

Note: Allows use of magnetic light mounts even on aluminum truck cabs



Part No.	Description	Wt. (lbs.)	Cat.
8895400	Self Adhesive Magnetic Mount Pad for Aluminum Cabs, Single	0.27	889 (N)
8895404	Self Adhesive Magnetic Mount Pad for Aluminum Cabs, 4 pack	1.02	889 (N)

## LED Traffic Advisor/Strobe with Flood Light



8894142

In Strobe Mode



8894142

In Flood Light Mode



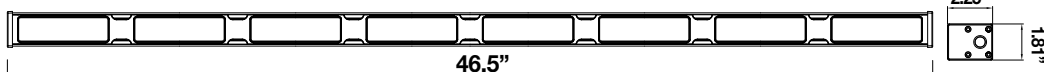
Part No.	Size	LEDs	Color	Amp	Power	Flash	Cable	Wt. (lbs.)	Cat.
8894134*	33.7" L x 2.1" W x 1.26" H	96	Amber/Clear	3.0	12-24 VDC	22 Flash Patterns; 11 Strobe/11 Traffic	25'	6.6	889 (N)
8894142*	41.7" L x 2.1" W x 1.26" H	108	Amber/Clear	3.75	12-24 VDC	22 Flash Patterns; 11 Strobe/11 Traffic	25'	7.5	889 (N)

\*Available June 2019

## LED Traffic Advisor/Strobe



8894047



Adjustable width mounting studs



8894050 Riser Mounts



6391204



6391207

Part No.	Size	LEDs	Color	Amp	Power	Flash	Cable	Wt. (lbs.)	Cat.
8894037*	36.7" L x 2.25" W x 1.81" H	24	Amber	3.2	12-24 VDC	22 Flash Patterns; 11 Strobe/11 Traffic	25'	6.6	889 (N)
8894047*	46.5" L x 2.25" W x 1.81" H	32	Amber	3.2	12-24 VDC	22 Flash Patterns; 11 Strobe/11 Traffic	25'	7.5	889 (N)
8894050	Optional L-Bracket Riser Mounts - 4.3" H							0.5	889 (N)
8894055	8-Strand Bulk Wire, 25ft, For 8894037 & 8894047							2.25	560 (N)
8894056	8-Strand Bulk Wire, 50ft, For 8894037 & 8894047							4.5	560 (N)
6391204	Switch Panel, (3) On/Off, (1) Momentary							0.27	639 (N)
6391207	Switch Panel, (4) On/Off, (2) Momentary							0.39	639 (N)

\*Also works with 6391208 and 6391209 shown on pages 21 & 74

## 14" LED Dashboard Light Bar

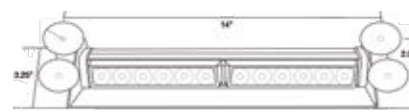
- Mounts with suction cups or adhesive hook with velcro



8891024



891025

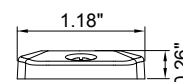
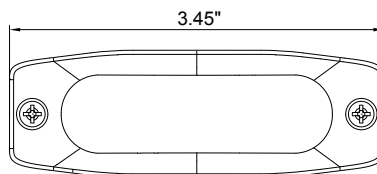


Part No.	Size	LEDs	Color	Amp	Mount	Power	Flash Patterns	Wt. (lbs.)	Cat.
8891024	14" L x 3.25" W x 2.5" H	12	Amber	0.35	Multiple	DC Adapter	19	1.58	889 (N)
8891025	14" L x 3.25" W x 2.5" H	12	Amber/Clear	0.35	Multiple	DC Adapter	19	1.58	889 (N)

## Ultra-Thin 3.5" LED Strobe Light Series



- Includes 3M™ Self Adhesive Tape



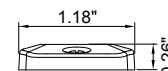
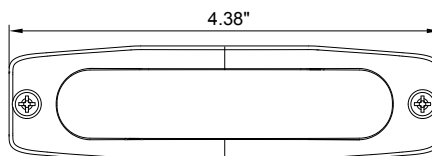
	Part No.	Size	LEDs	Color	Amp	Flash	Housing	Wt. (lbs.)	Cat
	8892230	3.5"	3	Amber	0.5	12 Patterns	Aluminum	0.08	889 (N)
	8892231	3.5"	3	Clear	0.5	12 Patterns	Aluminum	0.08	889 (N)
	8892233	3.5"	3	Red	0.5	12 Patterns	Aluminum	0.08	889 (N)
	8892234	3.5"	3	Blue	0.5	12 Patterns	Aluminum	0.08	889 (N)
	8892239*	3.5"	3	Green	0.5	12 Patterns	Aluminum	0.08	889 (N)
	8892232	Black, 90 Degree Mounting Bracket						0.04	889 (N)

\*8892239 is not CA13 or SAE J595 Class 1

## Ultra Thin 4.5" LED Strobe Light



- Includes 3M™ Self Adhesive Tape



	Part No.	Size	LEDs	Color	Amp	Flash	Housing	Wt. (lbs.)	Cat.
	8892240	4.4"	4	Amber	0.65	23 Patterns	Aluminum	0.10	889 (N)
	8892241	4.4"	4	Clear	0.65	23 Patterns	Aluminum	0.10	889 (N)
	8892242*	4.4"	4	Amber/Clear	0.65	23 Patterns	Aluminum	0.10	889 (N)
	8892243	4.4"	4	Red	0.65	23 Patterns	Aluminum	0.10	889 (N)
	8892244	4.4"	4	Blue	0.65	23 Patterns	Aluminum	0.10	889 (N)
	8892245*	4.4"	4	Red/Blue	0.65	23 Patterns	Aluminum	0.10	889 (N)
	8892246*	4.4"	4	Amber/Red	0.65	23 Patterns	Aluminum	0.10	889 (N)
	8892247*	4.4"	4	Clear/Red	0.65	23 Patterns	Aluminum	0.10	889 (N)
	8892248*	4.4"	4	Amber/Blue	0.65	23 Patterns	Aluminum	0.10	889 (N)
	8892249*	4.4"	4	Green	0.65	23 Patterns	Aluminum	0.10	889 (N)
	8892250*	4.4"	4	Amber/Green	0.65	23 Patterns	Aluminum	0.10	889 (N)
	8892255	Black, 90 Degree Mounting Bracket						0.04	889 (N)

\* These color combinations are not CA13 or SAE J595 Class 1



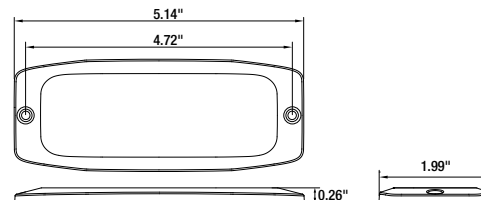


# Ultra Thin Surface Mounted LED Strobe Lights

## Ultra Thin Dual Row 5" LED Strobe Light



- Includes 3M™ self adhesive tape



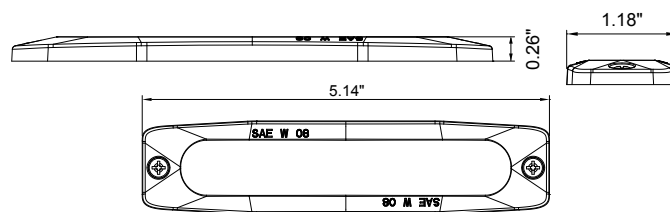
	Part No.	Size	LEDs	Color	Amp	Flash	Housing	Wt. (lbs.)	Cat.
	 8890400	5.14"	12	Amber	1.5	30 Patterns	Aluminum	0.2	889 (N)
	 8890401	5.14"	12	Clear	1.5	30 Patterns	Aluminum	0.2	889 (N)
	 8890402*	5.14"	12	Amber/Clear	1.5	30 Patterns	Aluminum	0.2	889 (N)
	 8890403	5.14"	12	Red	1.5	30 Patterns	Aluminum	0.2	889 (N)
	 8890404	5.14"	12	Blue	1.5	30 Patterns	Aluminum	0.2	889 (N)
NEW	 8890405*	5.14"	12	Red/Blue	1.5	30 Patterns	Aluminum	0.2	889 (N)
	 8890406*	5.14"	12	Amber/Red	1.5	30 Patterns	Aluminum	0.2	889 (N)
	 8890407*	5.14"	12	Clear/Red	1.5	30 Patterns	Aluminum	0.2	889 (N)
	 8890408*	5.14"	12	Amber/Blue	1.5	30 Patterns	Aluminum	0.2	889 (N)
	 8890409*	5.14"	12	Green	1.5	30 Patterns	Aluminum	0.2	889 (N)
	 8890410*	5.14"	12	Amber/Green	1.5	30 Patterns	Aluminum	0.2	889 (N)













\*These color combinations are not CA13 or SAE J595 Class 1

## Ultra Thin 5" LED Strobe Light



- Includes 3M™ self adhesive tape



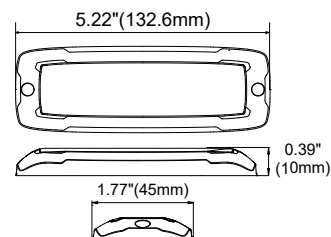
	Part No.	Size	LEDs	Color	Amp	Flash	Housing	Wt. (lbs.)	Cat.
	 8892200	5.14"	6	Amber	1.0	23 Patterns	Aluminum	0.09	889 (N)
	 8892201	5.14"	6	Clear	1.0	23 Patterns	Aluminum	0.09	889 (N)
	 8892202*	5.14"	6	Amber/Clear	1.0	23 Patterns	Aluminum	0.09	889 (N)
	 8892203	5.14"	6	Red	1.0	23 Patterns	Aluminum	0.09	889 (N)
	 8892204	5.14"	6	Blue	1.0	23 Patterns	Aluminum	0.09	889 (N)
	 8892205*	5.14"	6	Red/Blue	1.0	23 Patterns	Aluminum	0.09	889 (N)
	 8892206*	5.14"	6	Amber/Red	1.0	23 Patterns	Aluminum	0.09	889 (N)
	 8892207*	5.14"	6	Clear/Red	1.0	23 Patterns	Aluminum	0.09	889 (N)
	 8892208*	5.14"	6	Amber/Blue	1.0	23 Patterns	Aluminum	0.09	889 (N)
	 8892209*	5.14"	6	Green	1.0	23 Patterns	Aluminum	0.09	889 (N)
	 8892210*	5.14"	6	Amber/Green	1.0	23 Patterns	Aluminum	0.09	889 (N)
	 8892225	Black Mounting Bracket for Surface Mount Ultra-Thin LED Strobe Lights						0.07	889 (N)










\*These color combinations are not CA13 or SAE J595 Class 1

## Ultra Thin Wide Angle 5" LED Strobe Light



- Surface mount
- All mounting hardware included



	Part No.	Size	LEDs	Color	Amp	Flash	Housing	Wt. (lbs.)	Cat.
	 <b>8890300</b>	5.2"	12	Amber	.88	16	Aluminum	.24	889 (N)
	 <b>8890301</b>	5.2"	12	Clear	.88	16	Aluminum	.24	889 (N)
	 <b>8890302*</b>	5.2"	12	Amber/Clear	.88	26	Aluminum	.24	889 (N)
	 <b>8890305*</b>	5.2"	12	Red/Blue	.88	26	Aluminum	.24	889 (N)
	 <b>8890306*</b>	5.2"	12	Amber/Red	.88	26	Aluminum	.24	889 (N)
NEW	 <b>8890307*</b>	5.2"	12	Clear/Red	.88	26	Aluminum	.24	889 (N)
	 <b>8890308*</b>	5.2"	12	Amber/Blue	.88	26	Aluminum	.24	889 (N)
	 <b>8890310*</b>	5.2"	12	Amber/Green	.88	26	Aluminum	.24	889 (N)
	 <b>8890320</b>	Chrome Bezel For 8890300 Series Strobe Lights						0.04	889 (N)
	 <b>8890321</b>	White Bezel For 8890300 Series Strobe Lights						0.04	889 (N)

\*These color combinations are not CA13 or SAE J595 Class 1

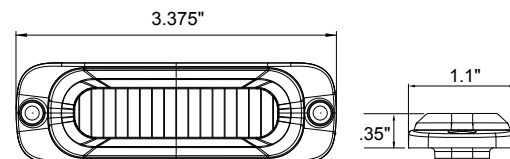
## Thin 3.5" LED Strobe Light











Shown with optional bezel



Low Profile



	Part No.	Size	LEDs	Color	Amp	Flash	Housing	Wt. (lbs.)	Cat.
	 <b>8892300</b>	3.375"	3	Amber	0.24	12 Patterns	Aluminum	0.11	889 (N)
	 <b>8892301</b>	3.375"	3	Clear	0.24	12 Patterns	Aluminum	0.11	889 (N)
	 <b>8892303</b>	3.375"	3	Red	0.24	12 Patterns	Aluminum	0.11	889 (N)
	 <b>8892304</b>	3.375"	3	Blue	0.24	12 Patterns	Aluminum	0.11	889 (N)
NEW	 <b>8892309*</b>	3.375"	3	Green	0.24	12 Patterns	Aluminum	0.11	889 (N)
	 <b>8892320</b>	Chrome Bezel for 3-LED Thin Mount Strobe						0.11	889 (N)
	 <b>8892321</b>	White Bezel for 3-LED Thin Mount Strobe						0.11	889 (N)
	 <b>8892325</b>	Black, 90 Degree Mounting Bracket						0.04	889 (N)

\*8892309 are not SAE J595 Class 1

Strobes must be mounted in horizontal position to achieve Class 1 rating



Products are Retail Packaged

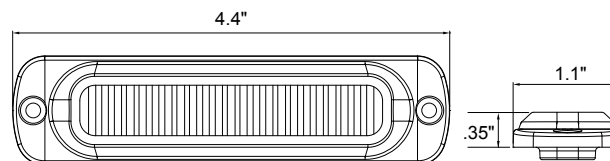


# Thin Surface Mounted LED Strobe Lights

## Thin 4.5" Horizontal Dual Color LED Strobe Light



Low Profile



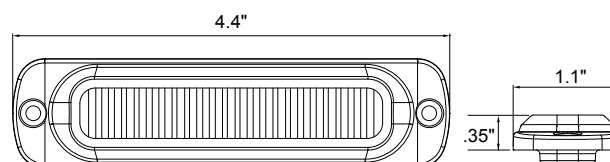
	Part No.	Size	LEDs	Color	Amp	Flash	Housing	Wt. (lbs.)	Cat.
	8892102	4.375"	12	Clear/Amber	1.0	28 Patterns	Aluminum	.15	889 (N)
	8892105	4.375"	12	Red/Blue	1.0	28 Patterns	Aluminum	.15	889 (N)
	8892106	4.375"	12	Amber/Red	1.0	28 Patterns	Aluminum	.15	889 (N)
	8892107	4.375"	12	Red/Clear	1.0	28 Patterns	Aluminum	.15	889 (N)
	8892108	4.375"	12	Amber/Blue	1.0	28 Patterns	Aluminum	.15	889 (N)
	8892109	4.375"	12	Amber/Green	1.0	28 Patterns	Aluminum	.15	889 (N)
	8891920	Chrome bezel for thin mount LED Lights						0.02	889 (N)
	8891921	White PVC bezel for thin mount LED lights						0.03	889 (N)
	8891925	Black, 90 Degree Mounting Bracket						0.06	889 (N)

*Strobes must be mounted in horizontal orientation to achieve Class 1 rating*

## Thin 4.5" Horizontal LED Strobe Light



Low Profile



	Part No.	Size	LEDs	Color	Amp	Flash	Housing	Wt. (lbs.)	Cat.
	8891900	4.5"	6	Amber	1.0	19 Patterns	Aluminum	.15	889 (N)
	8891901	4.5"	6	Clear	1.0	19 Patterns	Aluminum	.15	889 (N)
	8891902*	4.5"	6	Amber/Clear	1.0	19 Patterns	Aluminum	.15	889 (N)
	8891903	4.5"	6	Red	1.0	19 Patterns	Aluminum	.15	889 (N)
	8891904	4.5"	6	Blue	1.0	19 Patterns	Aluminum	.15	889 (N)
	8891909*	4.5"	6	Green	1.0	19 Patterns	Aluminum	.15	889 (N)
	8891920	Chrome bezel for thin mount LED Lights						0.02	889 (N)
	8891921	White PVC bezel for thin mount LED lights						0.03	889 (N)
	8891925	Black, 90 Degree Mounting Bracket						0.06	889 (N)

*\*8891902 and 8891909 are not SAE J595 Class 1  
Strobes must be mounted in horizontal orientation to achieve Class 1 rating*

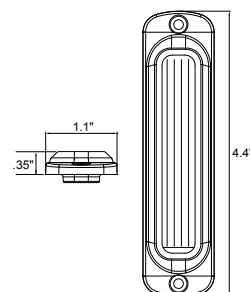


## Thin 4.5" Vertical LED Strobe Light

5-YEAR  
**W**  
12-24  
**VOLTS**  
SAE J595  
CLASS  
1  
**IP**  
67



Shown with  
optional bezel



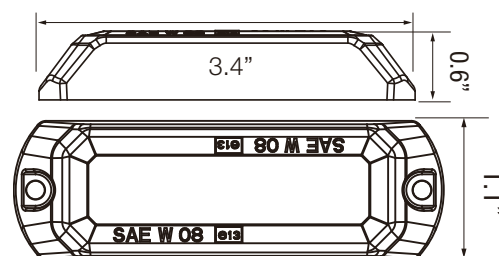
	Part No.	Size	LEDs	Color	Amp	Flash	Housing	Wt. (lbs.)	Cat.
	8891910	4.5"	6	Amber	1.0	19 Patterns	Aluminum	.15	889 (N)
	8891911	4.5"	6	Clear	1.0	19 Patterns	Aluminum	.15	889 (N)
	8891912*	4.5"	6	Amber/Clear	1.0	19 Patterns	Aluminum	.15	889 (N)
	8891913	4.5"	6	Red	1.0	19 Patterns	Aluminum	.15	889 (N)
	8891914	4.5"	6	Blue	1.0	19 Patterns	Aluminum	.15	889 (N)
	8891919*	4.5"	6	Green	1.0	19 Patterns	Aluminum	.15	889 (N)
	8891920	Chrome Bezel for Thin Mount LED Lights						0.02	889 (N)
	8891921	White PVC Bezel for Thin Mount LED Lights						0.03	889 (N)
	8891925	Aluminum, 90 Degree Mounting Bracket						0.06	889 (N)

Strobes must be mounted in vertical orientation to achieve Class 1 rating

\*These color combinations are not SAE J595 Class 1

## 3.5" LED Strobe Light

5-YEAR  
**W**  
12-24  
**VOLTS**  
SAE J595  
CLASS  
2  
**IP**  
67



	Part No.	Size	LEDs	Color	Amp	Flash	Housing	Wt. (lbs.)	Cat.
	8891400	3.5"	3	Amber	0.22	12 Patterns	Aluminum	0.17	889 (N)
	8891401	3.5"	3	Clear	0.22	12 Patterns	Aluminum	0.17	889 (N)
	8891402	Black, 90 Degree Mounting Bracket for 8891400 and 8891401						0.08	889 (N)
	8891405	Black Grommet for Recessed Mounting, 3-3/8"						0.038	889 (N)

## 2.5" LED Strobe Light

5-YEAR  
**W**  
12-24  
**VOLTS**  
SAE J595  
CLASS  
2  
**IP**  
67

- Multi-mount included



	Part No.	Size	LEDs	Color	Amp	Flash	Housing	Wt. (lbs.)	Cat.
	8891403	2.5"	3	Amber	0.22	12 Patterns	Aluminum	0.33	889 (N)
	8891404	2.5"	3	Clear	0.22	12 Patterns	Aluminum	0.33	889 (N)



Products are Retail Packaged



# Surface Mounted LED Strobe Lights

## Stick-On 2.5" LED Strobe Light




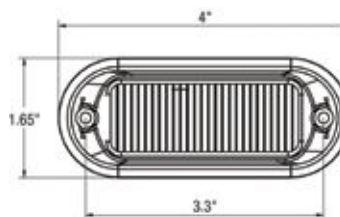
- Can synchronize up to 6 lights



Low Profile

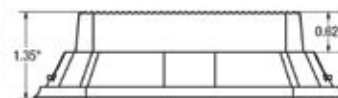
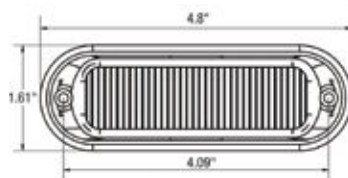
	Part No.	Size	LEDs	Color	Amp	Flash	Housing	Wt. (lbs.)	Cat.
	8892500	2.5"	6	Amber	0.30	1 Pattern	Plastic	0.09	889 (N)

## 4" LED Strobe Light



	Part No.	Size	LEDs	Color	Amp	Flash	Housing	Wt. (lbs.)	Cat.
	8891120	4"	3	Amber	0.3	19 Patterns	Plastic	0.20	889 (N)
	8891121	4"	3	Clear	0.3	19 Patterns	Plastic	0.20	889 (N)
	8891135	Mounting Bracket for 8891120/8891121, Black						0.08	889 (N)

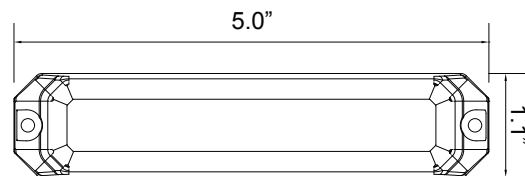
## 5" LED Mini Strobe Light Series



	Part No.	Size	LEDs	Color	Amp	Flash	Housing	Wt. (lbs.)	Cat.
	8891130	4.8"	4	Amber	0.4	19 Patterns	Plastic	0.24	889 (N)
	8891131	4.8"	4	Clear	0.4	19 Patterns	Plastic	0.24	889 (N)
	8891132*	4.8"	4	Amber/Clear	0.4	19 Patterns	Plastic	0.24	889 (N)
	8891135	Black, 90 Degree Mounting Bracket						0.04	889 (N)

\* 8891132 is not CA13 or SAE J595 Class 1

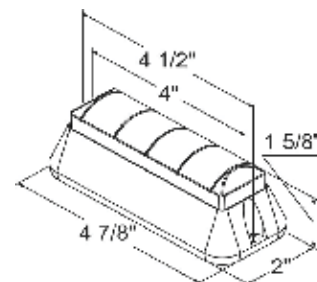
## 5" LED Strobe Light Series



		Part No.	Size	LEDs	Color	Amp	Flash	Housing	Wt. (lbs.)	Cat.
		8891500	5"	6	Amber	1.1	19 Patterns	Aluminum	0.25	889 (N)
		8891501	5"	6	Clear	1.1	19 Patterns	Aluminum	0.25	889 (N)
		8891502*	5"	6	Amber/Clear	1.1	19 Patterns	Aluminum	0.25	889 (N)
		8891509*	5"	6	Green	1.1	19 Patterns	Aluminum	0.25	889 (N)
		8891505	Grommet						0.25	889 (N)
		8891506	Black, 90 Degree Mounting Bracket						0.16	889 (N)

\*8891502 is not CA13 or SAE J595 Class 1

## 5" Raised LED Strobe Light

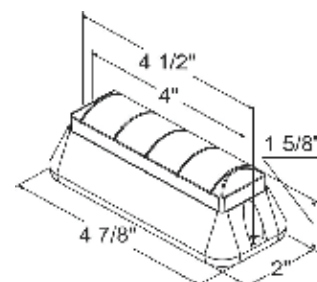


		Part No.	Size	LEDs	Color	Amp	Flash	Housing	Wt. (lbs.)	Cat.
		8891004	5"	4	Amber	0.54	1 Pattern	Aluminum	0.60	889 (N)
		8891006	5"	4	Clear	0.54	1 Pattern	Aluminum	0.60	889 (N)
		8891008	5"	4	Red	0.54	1 Pattern	Aluminum	0.60	889 (N)
		8891009	5"	4	Blue	0.54	1 Pattern	Aluminum	0.60	889 (N)
		8891007	Aluminum, 90 Degree Mounting Bracket						0.16	889 (N)

## 5" Raised LED Strobe Light



- Features alternating and synchronous functions



		Part No.	Size	LEDs	Color	Amp	Flash	Housing	Wt. (lbs.)	Cat.
		8891104	5"	4	Amber	0.54	19 Flash Patterns	Aluminum	0.60	889 (N)
		8891105*	5"	4	Amber/Clear	0.54	19 Flash Patterns	Aluminum	0.60	889 (N)
		8891007	Aluminum, 90 Degree Mounting Bracket						0.16	889 (N)

\*8891105 is not SAE J595 Class 2



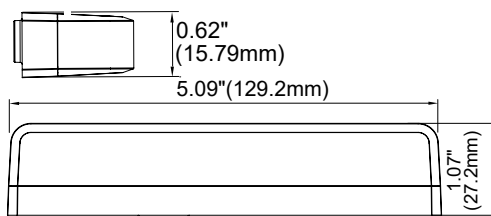


# Surface Mounted LED Strobe Lights

## Narrow Profile 5" LED Strobe Light



- Mounts in the narrow spacing in a vehicle's front grill or between the rear bumper and tailgate of pickup trucks
- Includes mounting hardware



	Part No.	Size	LEDs	Color	Amp	Flash	Housing	Wt. (lbs.)	Cat.
	8892700	5"	3	Amber	0.74	12 Patterns	Aluminum	0.29	889 (N)
	8892701	5"	3	Clear	0.74	12 Patterns	Aluminum	0.29	889 (N)
	8892703	5"	3	Red	0.74	12 Patterns	Aluminum	0.29	889 (N)
	8892704	5"	3	Blue	0.74	12 Patterns	Aluminum	0.29	889 (N)
	8892709*	5"	3	Green	0.74	12 Patterns	Aluminum	0.29	889 (N)
	8892825	Dash Bracket Housing						0.12	889 (N)

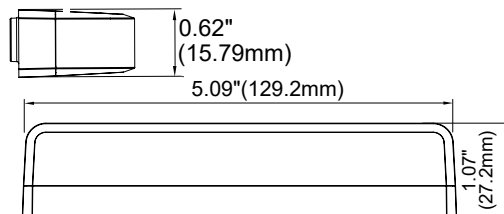
Strobes must be mounted in correct orientation to achieve Class 1 rating

\*8892709 is not CA13 or SAE J595 Class 1

## Ultra Bright Narrow Profile 5" LED Strobe Light



- Mounts in the narrow spacing in a vehicle's front grill or between the rear bumper and tailgate of pickup trucks
- Mounting hardware and brackets are included



	Part No.	Size	LEDs	Color	Amp	Flash	Housing	Wt. (lbs.)	Cat.
	8892800	5"	6	Amber	1.14	23 Patterns	Aluminum	0.29	889 (N)
	8892801	5"	6	Clear	1.14	23 Patterns	Aluminum	0.29	889 (N)
	8892802	5"	6	Amber/Clear	1.14	23 Patterns	Aluminum	0.29	889 (N)
	8892805	5"	6	Red/Blue	1.14	23 Patterns	Aluminum	0.29	889 (N)
	8892809*	5"	6	Green	1.14	23 Patterns	Aluminum	0.29	889 (N)
	8892810	5"	6	Amber/Green	1.14	23 Patterns	Aluminum	0.29	889 (N)
	8892825	Dash Bracket Housing						0.12	889 (N)

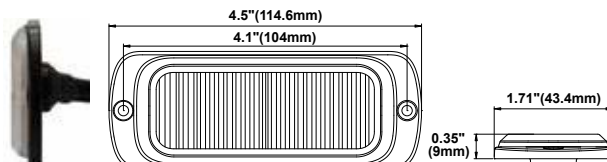
Strobes must be mounted in vertical orientation to achieve Class 1 rating

\*8892809 is not SAE J595 Class 1

# Dual Row Surface Mounted LED Strobe Lights

## Thin Dual Row 4.5" LED Strobe Light

5-YEAR  
**W** 12-24  
**VOLTS** SAE J595  
CLASS 1 IP X8

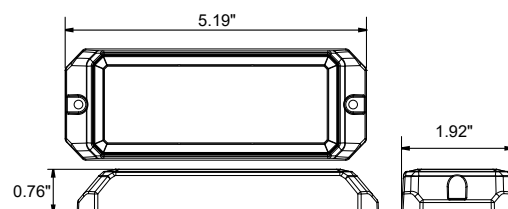


	Part No.	Size	LEDs	Color	Amp	Flash	Housing	Wt. (lbs.)	Cat.
	<b>8892600</b>	4.5"	12	Amber	0.78	25 Patterns	Aluminum	0.21	889 (N)
	<b>8892602*</b>	4.5"	12	Amber/Clear	0.78	25 Patterns	Aluminum	0.21	889 (N)
	<b>8892609*</b>	4.5"	12	Green	0.78	25 Patterns	Aluminum	0.21	889 (N)
	<b>8892620</b>	Chrome Bezel for Thin Mount Rectangular Strobes					0.02	889 (N)	889 (N)

\*These color combinations are not J595 Class 1

## Dual Row 5" LED Strobe Light

5-YEAR  
**W** 12-24  
**VOLTS** SAE J595  
CLASS 1 IP 67 CA 13

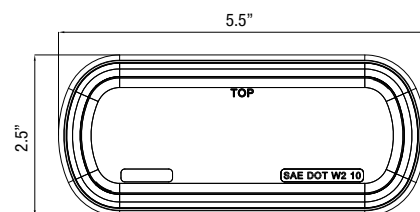


	Part No.	Size	LEDs	Color	Amp	Flash	Housing	Wt. (lbs.)	Cat.
	<b>8891700</b>	5.19"	12	Amber	2.2	25 Patterns	Aluminum	0.42	889 (N)
	<b>8891701</b>	5.19"	12	Clear	2.2	25 Patterns	Aluminum	0.42	889 (N)
	<b>8891702*</b>	5.19"	12	Amber/Clear	2.2	25 Patterns	Aluminum	0.42	889 (N)
	<b>8891703</b>	5.19"	12	Red	2.2	25 Patterns	Aluminum	0.42	889 (N)
	<b>8891704</b>	5.19"	12	Blue	2.2	25 Patterns	Aluminum	0.42	889 (N)
	<b>8891707*</b>	5.19"	12	Blue/Red	2.2	25 Patterns	Aluminum	0.42	889 (N)
	<b>8891709*</b>	5.19"	12	Amber/Green	2.2	25 Patterns	Aluminum	0.42	889 (N)
	<b>8891710*</b>	5.19"	12	Green	2.2	25 Patterns	Aluminum	0.42	889 (N)
	<b>8891705</b>	Recessed Mount, Black Grommet for 8891701 & 8891702						0.12	889 (N)
	<b>8891706</b>	Black, 90 Degree Mounting Bracket						0.70	889 (N)

\*These color combinations are not CA13 or SAE J595 Class 1

## Dual Row 5.5" LED Strobe Light

5-YEAR  
**W** 12-24  
**VOLTS** IP 67



	Part No.	Size	LEDs	Color	Amp	Flash	Housing	Wt. (lbs.)	Cat.
	<b>8891600</b>	5.5"	12	Amber	1.0	12 Patterns	Plastic	0.42	889 (N)
	<b>8891602*</b>	5.5"	12	Amber/Clear	1.0	12 Patterns	Plastic	0.42	889 (N)
	<b>8891605</b>	Aluminum, 90 Degree Mounting Bracket						0.16	889 (N)

\*8891602 is not CA13 or SAE J595 Class 1



Products are Retail Packaged

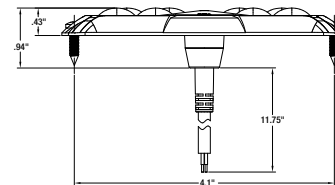
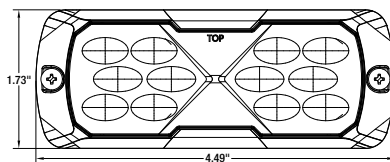


# Surface Mounted LED Strobe Lights

## Triple Row 5.5" LED Strobe Light



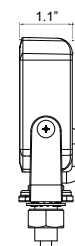
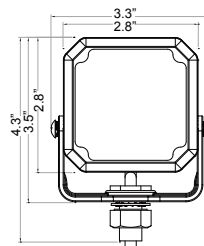
- Features alternating and synchronous functions



	Part No.	Size	LEDs	Color	Amp	Flash	Housing	Wt. (lbs.)	Cat.
NEW	8892900	4.5"	12	Amber	1.1	10 Patterns	Aluminum	0.42	889 (N)
NEW	8892902*	4.5"	12	Amber/Clear	1.1	5 Patterns	Aluminum	0.42	889 (N)

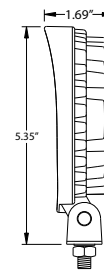
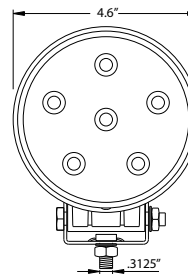
\*8892902 is not CA13 or SAE J595 Class 1

## Post Mounted 3" LED Strobe Light



	Part No.	Size	LEDs	Color	Amp	Flash	Housing	Wt. (lbs.)	Cat.
NEW	8891800	2.85"	4	Amber	.55	19 Patterns	Aluminum	0.65	889 (N)

## Post Mounted 4.5" LED Strobe Light

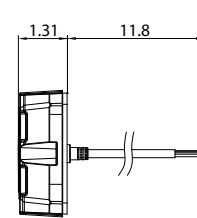
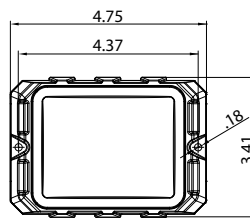


	Part No.	Size	LEDs	Color	Amp	Flash	Housing	Wt. (lbs.)	Cat.
NEW	8891015	4"	6	Amber	1.5	1 Pattern	Aluminum	1.20	889 (N)

## Quad Row 5" LED Strobe Light



- Includes synchronous and alternating functions



	Part No.	Size	LEDs	Color	Amp	Flash	Housing	Wt. (lbs.)	Cat.
NEW	8890200	4.75"	16	Amber	1.0	10 Patterns	Aluminum	0.76	889 (N)
NEW	8890202	4.75"	16	Amber/Clear	1.0	10 Patterns	Aluminum	0.76	889 (N)



## LED Strobe/Marker Lights

5-YEAR  
W 12 VOLTS

- Replace factory roof marker lights with LED marker/strobe lights



8892003



8892013



8892000 shown installed



8892010



- Turns factory lights into warning lights

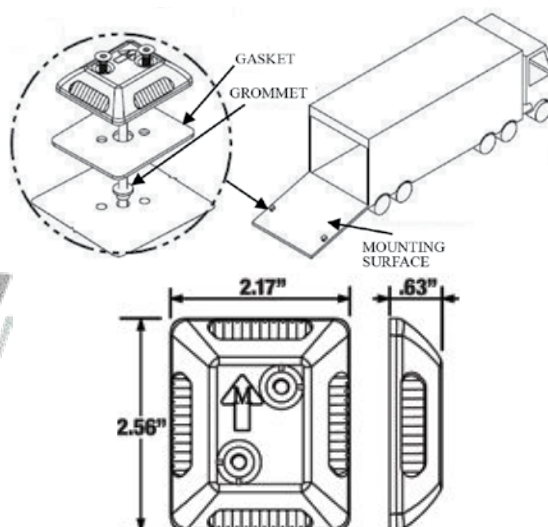
		Part No.	LED Color	Lens Color	Amp	Flash	Specifications	Wt. (lbs.)	Cat.
NEW		8892000 (Set of 5)	Amber	Amber	3.6	13 Patterns	For 2008-2016 F-250 to F-750	2.30	889 (N)
		8892003* (Set of 5)	Amber	Amber	3.6	6 Patterns	Ford 2017+ Aluminum Cab	2.30	889 (N)
		8892010*	Amber	Smoke	3.6	6 Patterns	GM / Chevy 2015+	2.30	889 (N)
		8892013* (Set of 5)	Amber	Clear	3.6	6 Patterns	Dodge Ram 2007+	2.30	889 (N)
		8890500*	Harness Kit to Turn Your Factory Turn Signals, Cargo and Reverse Lights into Warning Lights For Ford Steel Cab (F-150: 2010-2015), (F-650 to F-750: 2011+), (Ford SuperDuty 2011-2016)					1.75	889 (N)
		8890501*	Harness Kit to Turn Your Factory Turn Signals, Cargo and Reverse Lights into Warning Lights For Ford Aluminum Cab (F-150: 2015-1/2+ and Ford SuperDuty 2017+)					1.75	889 (N)
		8890510*	Harness Kit to Turn Your Factory Turn Signals, Cargo and Reverse Lights into Warning Lights For GMC/Chevy (1500-3500, Tahoe/Suburban/Yukon/Cadillac Escalade) 2014-2019					1.75	889 (N)

\*Available June 2019

## Crush-Resistant LED Strobe Light Set

5-YEAR  
W 12 VOLTS IP 68

- Ideal for: liftgates, outriggers, body corners
- Set of 2 strobes
- Includes 35' harness
- Gyro on/off sensor for liftgates
- 80 Flashes per minute



	Part No.	LEDs	Color	Amp	Flash	Housing	Wt. (lbs.)	Cat.
NEW	8892110	8 per light	Amber	0.2	1 Pattern	Stainless Steel	1.6	889 (N)



Products are Retail Packaged



# Surface Mounted and Hidden LED Strobe Lights

## Surface/Recess Mount LED Strobe Light Series



- 1 lighthead per box



**8892400**  
Shown with included bezel



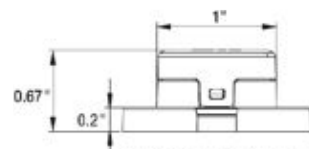
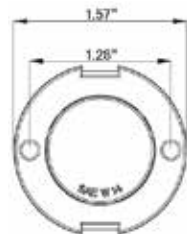
Shown without bezel  
Ideal for tail lights



**8892420**  
Sold separately



**8892425**  
Sold separately



All dimensions shown are nominal

	Part No.	Size	LEDs	Color	Amp	Flash	Housing	Wt. (lbs.)	Cat.
	<b>8892400</b>	1" round	3	Amber	.47	16 Patterns	Aluminum	0.10	889 (N)
	<b>8892401</b>	1" round	3	Clear	.47	16 Patterns	Aluminum	0.10	889 (N)
	<b>8892403</b>	1" round	3	Red	.47	16 Patterns	Aluminum	0.10	889 (N)
	<b>8892404</b>	1" round	3	Blue	.47	16 Patterns	Aluminum	0.10	889 (N)
	<b>8892420</b>	Chrome Bezel (Sold Separately)						0.10	889 (N)
	<b>8892425</b>	Black Aluminum Mounting Bracket, 90 Degree (Sold Separately)						0.05	889 (N)

## Bolt-On Hidden LED Strobe Kits with In-Line Flashers



- 2 lighthead per kit
- 1 pair of 8891201 mounting bezels included



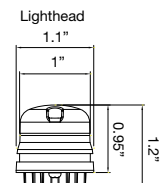
	Part No.	Size	LEDs	Color	Amp	Flash	Housing	Wt. (lbs.)	Cat.
	<b>8891215</b>	15'	6	Clear	1.3	19 Patterns	Aluminum	1.25	889 (N)
	<b>8891225</b>	25'	6	Clear	1.3	19 Patterns	Aluminum	1.60	889 (N)
	<b>8891216</b>	15'	6	Amber	1.3	19 Patterns	Aluminum	1.25	889 (N)
	<b>8891226</b>	25'	6	Amber	1.3	19 Patterns	Aluminum	1.60	889 (N)
	<b>8891227</b>	25'	6	Amber/Clear	1.3	19 Patterns	Aluminum	1.60	889 (N)
	<b>8891200</b>	1 Pair, Chrome, Surface Mount Bezels for Bolt-On Hidden Strobes						0.04	889 (N)
	<b>8891201</b>	1 Pair, Black, Surface Mount Bezels for Bolt-On Hidden Strobes						0.04	889 (N)

Note: Up to six 8891215-8891327 can be combined for synchronized or alternating flash patterns

## Push-On Hidden Strobe Kit with In-Line Flashers



- 2 lighthead per kit
- 1 Pair surface mount bezel included



	Part No.	Size	LEDs	Color	Amp	Flash	Housing	Wt. (lbs.)	Cat.
	<b>8891325</b>	25'	6	Clear	1.3	19 Patterns	Aluminum	1.60	889 (N)
	<b>8891326</b>	25'	6	Amber	1.3	19 Patterns	Aluminum	1.60	889 (N)
	<b>8891327</b>	25'	6	Amber/Clear	1.3	19 Patterns	Aluminum	1.60	889 (N)

Note: Up to six 8891215-8891327 can be combined for synchronized or alternating flash patterns

## 4" Round LED Multi-Mount Stop/Turn/Tail/Backup/Strobe




5-YEAR  
W 12-24 VOLTS  
SAE J599  
CLASS 1  
IP 69  
CA 13

- Integrated warning, reverse, and stop/turn/tail functions
- Grommet is for recessed mounting and chrome cover for surface mounting

3  
LIGHTS  
IN ONE!

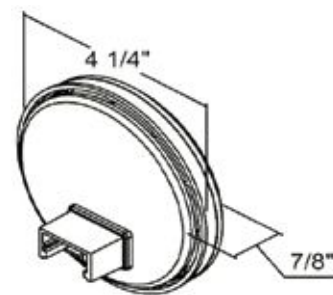
Stop/Turn/Tail/  
Backup





Strobe

	Part No.	Size	LEDs	Color	Amp	Flash	Housing	Wt. (lbs.)	Cat.
	  5624432	4"	32	Red/Clear Amber	1.3	19 Patterns	Plastic	0.40	889 (N)

## 4" Round LED Recessed Strobe Light

5-YEAR  
W 12-24 VOLTS  
IP 67



	Part No.	Size	LEDs	Color	Amp	Flash	Housing	Wt. (lbs.)	Cat.
	 SL40AR	4"	24	Amber	0.50	Six Flash	Plastic	0.40	889 (N)
	 SL41AR	4"	24	Amber	0.50	Quad Flash, Alternating and Synchronized Patterns	Plastic	0.40	889 (N)

## 6" Oval LED Multi-Mount Stop/Turn/Tail/Backup/Strobe

5-YEAR  
W 12-24 VOLTS  
SAE J599  
CLASS 1  
IP 69  
CA 13

- Integrated warning, reverse, and stop/turn/tail functions
- Grommet is for recessed mounting and chrome cover for surface mounting

3  
LIGHTS  
IN ONE!

Stop/Turn/Tail/  
Backup

Strobe

	Part No.	Size	LEDs	Color	Amp	Flash	Housing	Wt. (lbs.)	Cat.
	  5626432	6"	32	Red/Clear Amber	1.3	19 Patterns	Plastic	0.70	889 (N)



Products are Retail Packaged

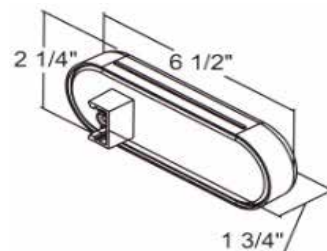


# LED Recessed Strobes

## 6" Oval LED Recessed Strobe Light



SL65AO



	Part No.	Size	LEDs	Color	Amp	Flash	Housing	Wt. (lbs.)	Cat.
	SL65AO	6"	24	Amber	0.50	6 Patterns	Plastic	0.70	889 (N)
	SL65CO	6"	24	Clear	0.50	6 Patterns	Plastic	0.70	889 (N)

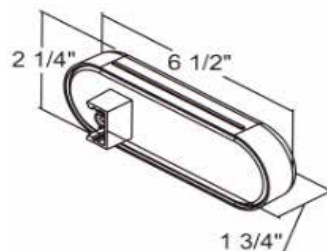
## 6" Quad Flash Oval Recessed Strobe Light Series



SL67AO



SL66AC



	Part No.	Size	LEDs	Color	Amp	Flash	Housing	Wt. (lbs.)	Cat.
	SL67AO	6"	19	Amber	2.0	Quad Flash, Alternating Patterns	Plastic	0.70	889 (N)
	SL66AC*	6"	24	Amber/Clear	0.50	Quad Flash, Alternating and Synchronized Patterns	Plastic	0.70	889 (N)
	SL66AG*	6"	24	Amber/Green	0.50	Quad Flash, Alternating and Synchronized Patterns	Plastic	0.70	889 (N)
	SL66AO*	6"	24	Amber with Amber Lens	0.50	Quad Flash, Alternating and Synchronized Patterns	Plastic	0.70	889 (N)
	SL66CA**	6"	24	Amber	0.50	Quad Flash, Alternating and Synchronized Patterns	Plastic	0.70	889 (N)
	SL66CG*	6"	24	Clear/Green	0.50	Quad Flash, Alternating and Synchronized Patterns	Plastic	0.70	889 (N)
	SL66GO*	6"	24	Green	0.50	Quad Flash, Alternating and Synchronized Patterns	Plastic	0.70	889 (N)

\*These color combinations are not SAE J595 Class 1

\*\*Lens is clear, LEDs are amber

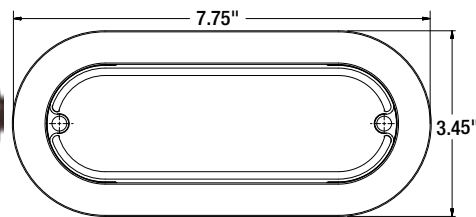
## 6" Oval LED Recessed Strobe Light



- Includes synchronous and alternating functions
- Can be surface mounted or recessed mounted



SL68AO

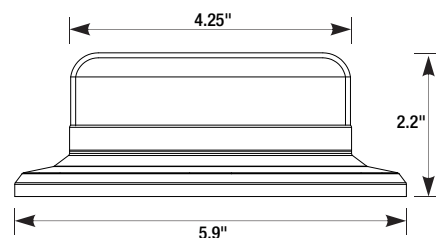


	Part No.	Size	LEDs	Color	Amp	Flash	Housing	Wt. (lbs.)	Cat.
	SL68AO	6"	56	Amber	0.50	19 Patterns	Plastic	0.54	889 (N)
	SL68AC	6"	56	Clear	0.50	19 Patterns	Plastic	0.54	889 (N)

## Low Profile 6" LED Beacon

5-YEAR  
**W** 12-24  
VOLTS

- ON/OFF switch



SL550ALP

SL551ALP

Part No.	Size	LEDs	Color	Amp	Flash	Mount	Cord	Wt. (lbs.)	Cat.
<b>NEW</b> SL550ALP	5.9" Diam x 2.2" T	12	Amber	1	3 Patterns	Permanent and Magnetic	15' ON/OFF switch	1.46	889 (N)
<b>NEW</b> SL551ALP	5.9" Diam x 2.2" T	12	Amber	1	3 Patterns	Permanent	13" blunt cut	1.08	889 (N)

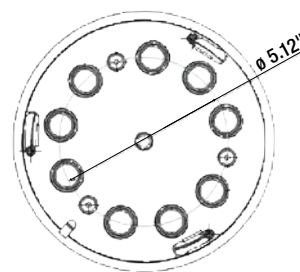
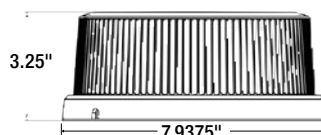
## Low Profile 8" LED Beacon

5-YEAR  
**W** 12-24  
VOLTS

SAE J848  
CLASS 1

IP 67

CA 13



Part No.	Size	LEDs	Color	Amp	Flash	Mount	Cord	Wt. (lbs.)	Cat.
<b>NEW</b> SL700A	8" Diam x 3.25" T	15	Amber	2	11 Patterns	Permanent	10"	3.0	889 (N)

## 7" LED Beacon with Upward Facing LEDs

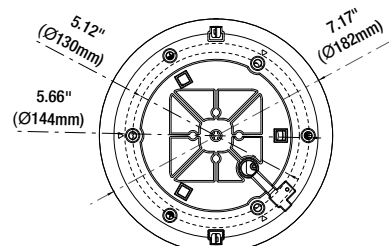
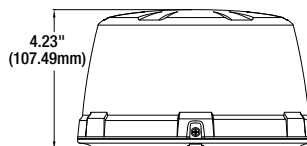
5-YEAR  
**W** 12-24  
VOLTS

SAE J848  
CLASS 1

IP 67

CA 13

- 36 LEDs with 12 facing upwards
- Mount Styles: 3 Bolt or 1" Pipe Mount



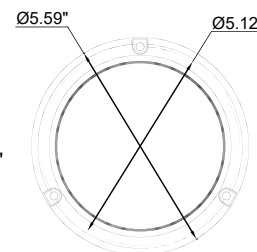
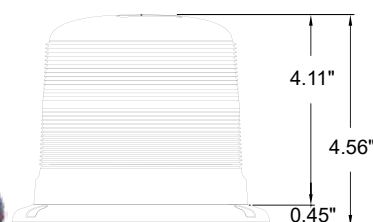
Part No.	Size	LEDs	Color	Amp	Flash	Mount	Cord	Wt. (lbs.)	Cat.
<b>NEW</b> SL800A	7.17" Diam x 4.25" T	36	Amber	5.56	14 Patterns	Permanent	10"	2.88	889 (N)

## 5.5" x 4.5" LED Beacon

5-YEAR  
**W** 12-24  
VOLTS

SAE J848  
CLASS 1

IP X6



Part No.	Size	LEDs	Color	Amp	Flash	Mount	Cord	Wt. (lbs.)	Cat.
<b>NEW</b> SL585ALP	5.59" Diam x 4.56" T	15	Amber	1.86	11 Patterns	Permanent 3-bolt mount	11" blunt cut	1.31	889 (N)
<b>NEW</b> SL585BLP	5.59" Diam x 4.56" T	15	Blue	1.86	11 Patterns	Permanent 3-bolt mount	11" blunt cut	1.31	889 (N)

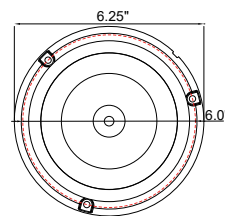
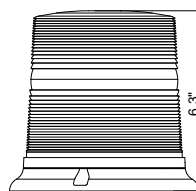
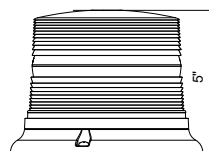


# Class 1 LED Beacon Lights

## 6.5" x 5" LED Beacon



- ON/OFF switch

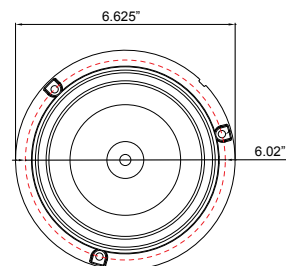
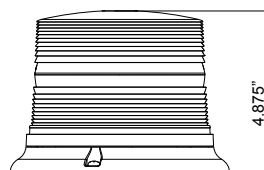


Part No.	Size	LEDs	Color	Amp	Flash	Mount	Cord	Wt. (lbs.)	Cat.
<b>SL645ALP</b>	6.25" Diam x 5" T	6	Amber	1.5	1 Patterns	1" Pipe/3-Bolt Mount/Magnetic	10'	2.4	889 (N)
<b>SL665A</b>	6.25" Diam x 6.3" T	6	Amber	1.5	1 Patterns	1" Pipe/3-Bolt Mount/Magnetic	10'	2.7	889 (N)

## 6.5" x 5" LED Beacon



- ON/OFF switch

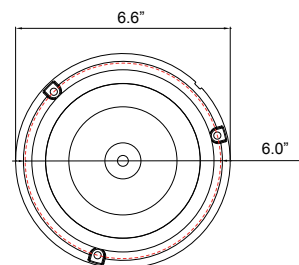
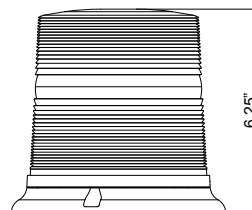


Part No.	Size	LEDs	Color	Amp	Flash	Mount	Cord	Wt. (lbs.)	Cat.
<b>SL675ALP</b>	6.625" Diam x 4.875" T	8	Amber	1.5	15 Patterns	Magnetic	10'	2.65	889 (N)
<b>SL685ALP</b>	6.625" Diam x 4.875" T	8	Amber	1.5	15 Patterns	1" Pipe/3-Bolt Mount	9"	1.63	889 (N)

## 6.5" x 6.5" LED Beacon



- ON/OFF switch



Part No.	Size	LEDs	Color	Amp	Flash	Mount	Cord	Wt. (lbs.)	Cat.
<b>SL695A</b>	6.25" Diam x 6.625" T, Auxiliary Plug	12	Amber	2.7	12 Patterns	Magnetic	10'	2.67	889 (N)
<b>SL696A</b>	6.25" Diam x 6.625" T, Blunt Cut Ends	12	Amber	2.7	12 Patterns	1" Pipe/3-Bolt Mount	12"	1.95	889 (N)

Smooth clear outer lens meets CA13 requirements

## 5" x 4" LED Beacon



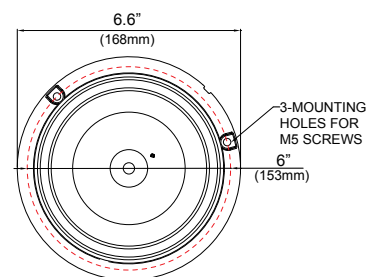
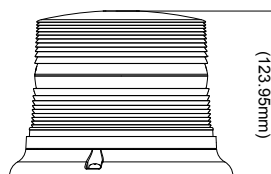
Part No.	Size	LEDs	Color	Amp	Flash Patterns	Mount	Cord	Wt. (lbs.)	Cat.
<b>SL502A</b>	5-1/8" Diam x 3-3/4" T	32	Amber	0.6	8 Patterns	Magnetic and Permanent	10'	1.16	889 (N)



**6.5" x 5" LED Beacon**

5-YEAR  
**W** 12-24  
VOLTS SAE J845  
CLASS 2

- ON/OFF switch

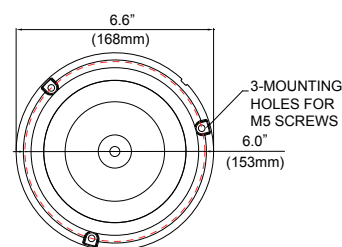
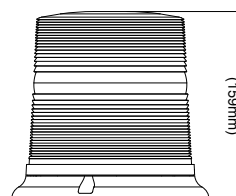


Part No.	Size	LEDs	Color	Amp	Flash	Mount	Cord	Wt. (lbs.)	Cat.
<b>SL620ALP</b>	6.25" Diam x 5" T	3	Amber	1.5	5 Patterns	1" Pipe/3-Bolt Mount/Magnetic	10'	2.46	889 (N)

**6.5" x 6.5" LED Beacon with Tall Lens**

5-YEAR  
**W** 12-24  
VOLTS SAE J845  
CLASS 2

- ON/OFF switch

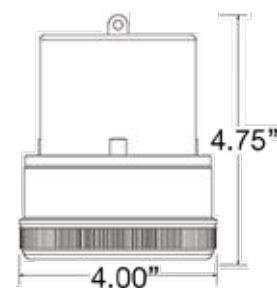


Part No.	Size	LEDs	Color	Amp	Flash	Mount	Cord	Wt. (lbs.)	Cat.
<b>SL630A</b>	6.25" Diam x 6.3" T	3	Amber	1.5	5 Patterns	1" Pipe/3-Bolt Mount/Magnetic	10'	2.65	889 (N)

**Portable 5" x 4" LED Beacon**

5-YEAR  
**W**

- 24 LEDs
- Automatic On/Off operation with light sensor or manual operation via selector switch
- Push button override
- Requires 2 D-size batteries

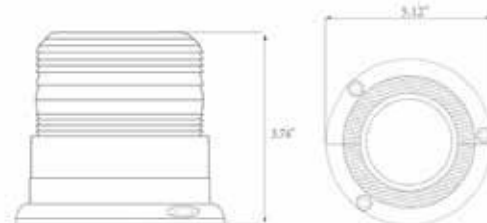


Part No.	Size	Color	Power	Mount	Battery	Wt. (lbs.)	Cat.
<b>SL475A</b>	4" Diam x 4.75" T	Amber	2-D Batteries	Magnets	(2) D	0.73	889 (N)
<b>3029961</b>	Optional Galvanized Mounting Bracket					1.25	889 (N)

**Portable 5.5" x 4.5" LED Beacon**

5-YEAR  
**W** 12-24  
VOLTS

- 72 LEDs
- Built in power Switch
- Requires 4- AA batteries



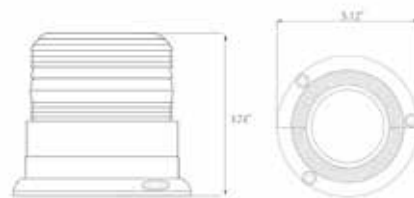
Part No.	Size	Color	Amp	Flash	Mount	Battery	Wt. (lbs.)	Cat.
<b>SL480A</b>	5-1/2" Diam x 4-1/2" T	Amber	0.2	1 Patterns	Magnetic	(4) AA	1.29	889 (N)



# Beacon Strobe Lights

## 5" x 4" LED Beacon

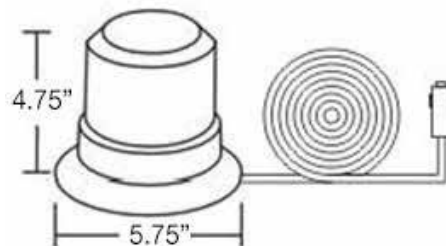
5-YEAR  
W 12-24  
VOLTS



Part No.	Size	LEDs	Color	Amp	Flash	Mount	Cord	Wt. (lbs.)	Cat.
SL501A	5-1/8" Diam x 3-3/4" T	40	Amber	0.6	2 Patterns	Magnetic and Permanent	10'	1.28	889 (N)

## 6" x 5" Incandescent Beacon Strobe

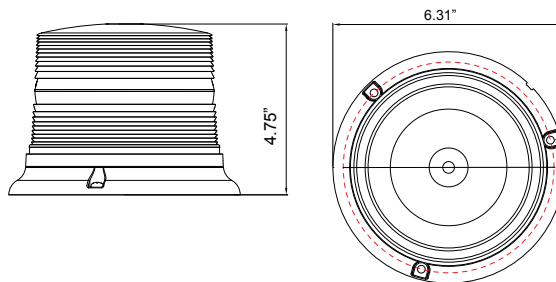
1-YEAR  
W 12-110  
VOLTS



Part No.	Size	Joules	Color	Amp	Flash	Mount	Cord	Wt. (lbs.)	Cat.
SL650A	6" Diam x 4.75" T	1.7	Amber	0.3	1 Pattern	Magnetic and Permanent	10'	1.5	889 (N)

## 6.5" x 5" Incandescent Beacon Strobe

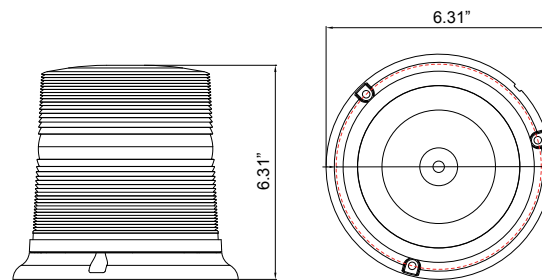
1-YEAR  
W 12-24  
VOLTS



Part No.	Size	Joules	Color	Amp	Flash	Mount	Cord	Wt. (lbs.)	Cat.
SL640ALP	6.31" Diam x 4.75" T	8	Amber	1.5	1 Pattern	1" Pipe/3-Bolt Mount	12"	1.75	889 (N)
3016342	Replacement Bulb							0.2	889 (N)

## 6.5" x 6.5" Incandescent Beacon Strobe

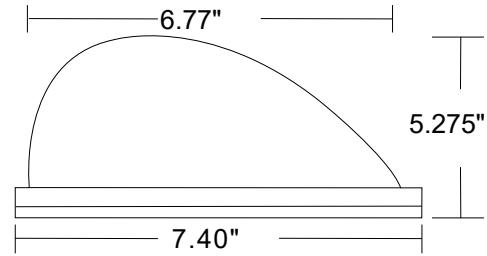
1-YEAR  
W 12-24  
VOLTS




Part No.	Size	Joules	Color	Amp	Flash	Mount	Cord	Wt. (lbs.)	Cat.
SL660A	6.31" Diam x 6.31" T	8	Amber	1.5	Dual Flash 80 FPM	1" Pipe/3-Bolt Mount	10"	2.0	889 (N)
3016342	Replacement Bulb							.02	889 (N)

## 5.5" Halogen Revolving Light

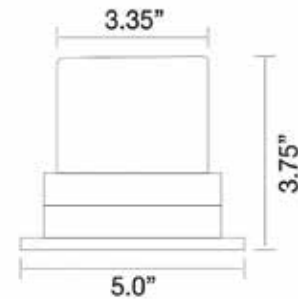
1-YEAR  
**W**  
12-24  
VOLTS



Part No.	Size	Color	Amp	Flash	Mount	Cord	Wt. (lbs.)	Cat.
 <b>RL650A</b>	7" Diam x 5.25" T	Amber	1.5	90 FPM	Magnetic	10'	1.5	889 (N)

## 5" x 4" Incandescent Beacon Strobe

1-YEAR  
**W**  
12-24  
VOLTS



Part No.	Size	Joules	Color	Amp	Flash	Mount	Cord	Wt. (lbs.)	Cat.
 <b>SL500A</b>	5-1/8" Diam x 3-3/4" T	1.7	Amber	0.6	2 Patterns	Magnetic and Permanent	10'	1.13	889 (N)

## Beacon Mounting Brackets and Brush Guard



B210880



8891001



8891002



8891003



8895400

Part No.	Description	Size	Wt. (lbs.)	Cat.
<b>B210880</b>	Self leveling. Mounting Bracket, 3/16" Steel plate with black powder coating.	9"W (ID) x 7.625T (OD)	6.7	889 (N)
<b>8891001</b>	Beacon Mirror Mounting Bracket, Stainless Steel, Adjustable. Includes U-Bolts. Bolt Pattern Fits Most Beacons up to 6.625" diameter.	6.625" Diam x 4.875" T	1.4	889 (N)
<b>8891002</b>	Black Beacon Brush Guard. (See fit guide online at buyersproducts.com)	6.5" Diam x 6.5" T	1.0	889 (N)
<b>8891003</b>	Stainless Steel Beacon Mount Bracket	10.5"H x 6.88"L x 6.63"W	1.94	889 (N)
<b>NEW 8895400</b>	Self Adhesive, Magnetic Mount Pad for Aluminum Cabs, Single	3.5"H x 3.5"W	0.27	889 (N)
<b>8895404</b>	Bulk 8895400, 4 pack	3.5"H x 3.5"W	1.02	889 (N)





# 0.75" Round Marker/Clearance Lights

## 1 LED Kits



- Kits includes mount and grommet



**5623413 and 5623423**  
(sold in qty of 10)

**5623414 and 5623424**  
(sold in qty of 10)

**5627511 and 5627521**  
(sold in qty of 10)

**5627512 / 5627532 / 5627522**  
(sold in qty of 10)

Part No.	Size	LED's	Lens Color	Connection	Lead	Amp	Std. Qty.	Wt. (lbs.)	Cat.
5623413	.75"	1	Red	Hard Wired	.180 Male Bullets	0.021	10	0.03	562 (N)
5623414	.75"	1	Red	Hard Wired	Stripped Leads	0.021	10	0.02	562 (N)
5623423	.75"	1	Amber	Hard Wired	.180 Male Bullets	0.021	10	0.03	562 (N)
5623424	.75"	1	Amber	Hard Wired	Stripped Leads	0.021	10	0.02	562 (N)
5627511	.75"	1	Red	Hard Wired	.180 Male Bullets	0.021	10	0.05	562 (N)
5627512	.75"	1	Red	Hard Wired	Stripped Leads	0.021	10	0.05	562 (N)
5627521	.75"	1	Amber	Hard Wired	.180 Male Bullets	0.021	10	0.05	562 (N)
5627522	.75"	1	Amber	Hard Wired	Stripped Leads	0.021	10	0.02	562 (N)
5627532	.75"	1	Clear	Hard Wired	Stripped Leads	0.021	10	0.02	562 (N)

## 3 LEDs Kits



- Kits includes mount and grommet



**5627513 and 5627523**  
(sold in qty of 10)

**5627514 and 5627524**  
(sold in qty of 10)

Part No.	Size	LED's	Lens Color	Connection	Lead	Amp	Std. Qty.	Wt. (lbs.)	Cat.
5627513	.75"	3	Red	Hard Wired	.180 Male Bullets	.038	10	0.05	562 (N)
5627514	.75"	3	Red	Hard Wired	Stripped Leads	.038	10	0.05	562 (N)
5627517	.75"	3	Red	Hard Wired	Stripped Leads	.038	1	0.05	562 (N)
5627523	.75"	3	Amber	Hard Wired	.180 Male Bullets	.038	10	0.05	562 (N)
5627524	.75"	3	Amber	Hard Wired	Stripped Leads	.038	10	0.05	562 (N)
5627527	.75"	3	Amber	Hard Wired	Stripped Leads	.038	1	0.05	562 (N)

## Replacement Black Grommets for 0.75" Marker/Clearance Lights



**5627501**  
(sold in qty of 25)

**5627503**  
(sold in qty of 25)

Part No.	Size	Description	Std. Qty.	Wt. (lbs.)	Cat.
5627501	.75"	Black Grommet for .75" Round Marker Lights, for 1-LED Marker/Clearance Lights	25	0.05	562 (N)
5627503	.75"	Black Grommet for .75" Round Marker Lights, for 3-LED Marker/Clearance Lights	25	0.05	562 (N)

For plugs refer to **pg. 63**

# 2" and 2.5" Round Marker/Clearance Lights

## 2" Round Marker/Clearance Light Kit with 1 LED




**5622101**  
Plug and grommet included



**5622201**  
Plug and grommet included



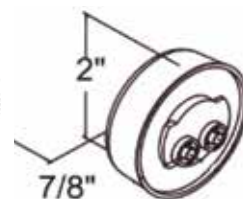
**5622150**  
Light only (sold in qty of 10)



**5622250**  
Light only (sold in qty of 10)



**5622050**  
(sold in qty of 10)



Part No.	Size	LED's	Lens Color	Connection	Mounting	Amp	Std. Qty.	Wt. (lbs.)	Cat.
5622101	2"	1	Red	PL-10 Connection	Grommet (Included)	.050	1	0.18	562 (N)
5622201	2"	1	Amber	PL-10 Connection	Grommet (Included)	.050	1	0.18	562 (N)
5622150	2"	1	Red	PL-10 Connection	Grommet	.050	10	0.07	562 (N)
5622250	2"	1	Amber	PL-10 Connection	Grommet	.050	10	0.07	562 (N)
5622050	2"	Round, Open Back, Flush Mount Grommet for use with 5622150, 5622250, 5622154, 5622254					10	0.07	562 (N)

## 2" Round Marker/Clearance Light with 4 LEDs



**5622102**  
Plug and grommet included



**5622202**  
Plug and grommet included



**5622154**  
(sold in qty of 10)



**5622254**  
(sold in qty of 10)



**5622050**  
(sold in qty of 10)



Part No.	Size	LED's	Lens Color	Connection	Mounting	Amp	Std. Qty.	Wt. (lbs.)	Cat.
5622102	2"	4	Red	PL-10 Connection	Grommet (Included)	.039	1	0.18	562 (N)
5622202	2"	4	Amber	PL-10 Connection	Grommet (Included)	.039	1	0.18	562 (N)
5622154	2"	4	Red	PL-10 Connection	Grommet	.039	10	0.07	562 (N)
5622254	2"	4	Amber	PL-10 Connection	Grommet	.039	10	0.07	562 (N)
5622050	2"	Round, Open Back, Flush Mount Grommet for use with 5622150, 5622250, 5622154, 5622254					10	0.07	562 (N)

## 2" Round Incandescent Marker Light



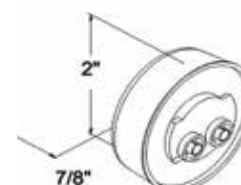
**5652001**  
(sold in qty of 10)



**5652002**  
(sold in qty of 10)



**5622050**  
(sold in qty of 10)



Part No.	Size	Lens Color	Connection	Mounting	Amp	Std. Qty.	Wt. (lbs.)	Cat.
5652001	2"	Red	PL-10 Connection	Grommet	0.33	10	0.04	562 (N)
5652002	2"	Amber	PL-10 Connection	Grommet	0.33	10	0.04	562 (N)
5622050	2"	Round, Open Back, Flush Mount Grommet for use with 5652001, 5652002					10	0.07 562(N)

## 2.5" Round Marker/Clearance Light with 2 LEDs



**5622512**  
(sold in qty of 10)



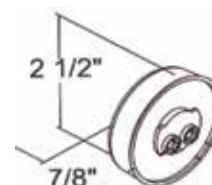
**5622522**  
(sold in qty of 10)



**5622505**  
(sold in qty of 10)



**5622506**  
(sold in qty of 10)



Part No.	Size	LED's	Lens Color	Connection	Mounting	Amp	Std. Qty.	Wt. (lbs.)	Cat.
5622512	2.5"	2	Red	PL-10 Connection	Grommet	.044	10	0.11	562 (N)
5622522	2.5"	2	Amber	PL-10 Connection	Grommet	.044	10	0.11	562 (N)
5622505	2.5"	Round, Flush Mount, Semi-Open Back					10	0.11	562 (N)
5622506	2.5"	Round, Flush Mount, Open Back					10	0.11	562 (N)

For plugs refer to pg. 63



Products are Retail Packaged



## 2.5" Round Marker/Clearance Lights

### 2.5" Round Marker/Clearance Light with 4 LEDs



**5622514**  
Plug and grommet  
included



**5622524**  
Plug and grommet  
included



**5622550**  
Light only  
(sold in qty of 10)



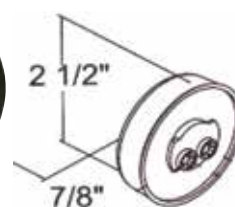
**5622525**  
Light only  
(sold in qty of 10)



**5622505**  
(sold in qty of 10)



**5622506**  
(sold in qty of 10)



Part No.	Size	LED's	Lens Color	Connection	Mounting	Amp	Std. Qty.	Wt. (lbs.)	Cat.
<b>5622514</b>	2.5"	4	Red	PL-10 Connection	Grommet (Included)	.032	1	0.11	562 (N)
<b>5622524</b>	2.5"	4	Amber	PL-10 Connection	Grommet (Included)	.032	1	0.11	562 (N)
<b>5622550</b>	2.5"	4	Red	PL-10 Connection	Grommet	.032	10	0.11	562 (N)
<b>5622525</b>	2.5"	4	Amber	PL-10 Connection	Grommet	.032	10	0.11	562 (N)
<b>5622505</b>	2.5"	Round, Flush Mount, Semi-Open Back					10	0.11	562 (N)
<b>5622506</b>	2.5"	Round, Flush Mount, Open Back					10	0.11	562 (N)

### 2.5" Round Marker/Clearance Light with 7 LEDs



**5622517**  
(sold in qty of 10)



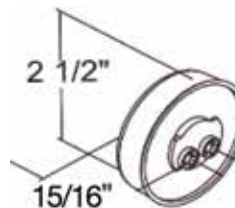
**5622527**  
(sold in qty of 10)



**5622505**  
(sold in qty of 10)



**5622506**  
(sold in qty of 10)




Part No.	Size	LED's	Lens Color	Connection	Mounting	Amp	Std. Qty.	Wt. (lbs.)	Cat.
<b>5622517</b>	2.5"	7	Red	PL-10 Connection	Grommet	.19	10	0.11	562 (N)
<b>5622527</b>	2.5"	7	Amber	PL-10 Connection	Grommet	.19	10	0.11	562 (N)
<b>5622505</b>	2.5"	Round, Flush Mount, Semi-Open Back					10	0.11	562 (N)
<b>5622506</b>	2.5"	Round, Flush Mount, Open Back					10	0.11	562 (N)

### 2.5" Round Marker/Clearance Light with Reflex and 4 LEDs



**5622551**  
(sold in qty of 10)



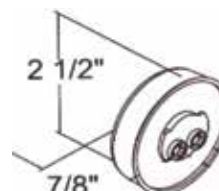
**5622526**  
(sold in qty of 10)



**5622505**  
(sold in qty of 10)



**5622506**  
(sold in qty of 10)



Part No.	Size	LED's	Lens Color	Connection	Mounting	Amp	Std. Qty.	Wt. (lbs.)	Cat.
<b>5622551</b>	2.5"	4	Red	PL-10 Connection	Grommet	.030	10	0.11	562 (N)
<b>5622526</b>	2.5"	4	Amber	PL-10 Connection	Grommet	.033	10	0.11	562 (N)
<b>5622505</b>	2.5"	Round, Flush Mount, Semi-Open Back					10	0.11	562 (N)
<b>5622506</b>	2.5"	Round, Flush Mount, Open Back					10	0.11	562 (N)

### 2.5" Round Incandescent Marker/Clearance Light



**5652501**  
(sold in qty of 10)



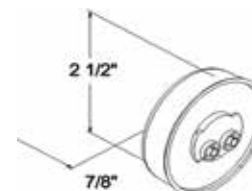
**5652502**  
(sold in qty of 10)



**5622505**  
(sold in qty of 10)



**5622506**  
(sold in qty of 10)



Part No.	Size	Lens Color	Connection	Mounting	Amp	Std. Qty.	Wt. (lbs.)	Cat.
5652501	2.5"	Red	PL-10 Connection	Grommet	0.33	10	0.06	562 (N)
5652502	2.5"	Amber	PL-10 Connection	Grommet	0.33	10	0.06	562 (N)
5652501	2.5"	Round, Flush Mount, Semi-Open Back				10	0.11	562 (N)
5652502	2.5"	Round, Flush Mount, Open Back				10	0.11	562 (N)

For plugs refer to **pg. 63**



# 2.5" Round and 2.875" Rectangular Marker/Clearance Lights

## 2.5" Round Incandescent Marker/Clearance Light with Reflex



**5652511**  
(sold in qty of 10)



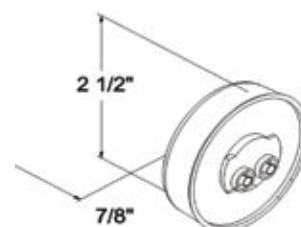
**5622512**  
(sold in qty of 10)



**5622505**  
(sold in qty of 10)



**5622506**  
(sold in qty of 10)



Part No.	Size	Lens Color	Connection	Mounting	Amp	Std. Qty.	Wt. (lbs.)	Cat.
5652511	2.5"	Red	PL-10 Connection	Grommet	0.33	10	0.06	562 (N)
5652512	2.5"	Amber	PL-10 Connection	Grommet	0.33	10	0.06	562 (N)
5622505	2.5"	Round, Flush Mount, Semi-Open Back				10	0.11	562 (N)
5622506	2.5"	Round, Flush Mount, Open Back				10	0.11	562 (N)

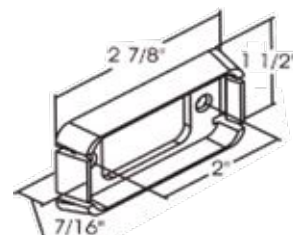
## 2.5" Surface Mount Marker Light with 3 LEDs



**5622103**  
Plug and mounting bracket included



**5622203**  
Plug and mounting bracket included



**5622104**  
Light only (sold in qty of 10)



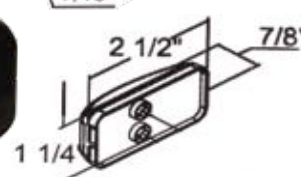
**5622204**  
Light only (sold in qty of 10)



**5622304**  
Light only (sold in qty of 10)



**5622205**  
(sold in qty of 10)



Part No.	Size	LED's	Lens Color	Connection	Mounting	Amp	Std. Qty.	Wt. (lbs.)	Cat.
5622103	2.5"	3	Red	PL-10 Connection	Surface Mount	.042	1	0.05	562 (N)
5622203	2.5"	3	Amber	PL-10 Connection	Surface Mount	.042	1	0.05	562 (N)
5622104	2.5"	3	Red	PL-10 Connection	Surface Mount	.042	10	0.05	562 (N)
5622204	2.5"	3	Amber	PL-10 Connection	Surface Mount	.042	10	0.05	562 (N)
5622304	2.5"	3	Clear	PL-10 Connection	Surface Mount	.042	10	0.05	562 (N)
5622205	2.5"	Flush Mount, Open Back Grommet for use with 5622104, 5622204, 5622304					10	0.11	562 (N)

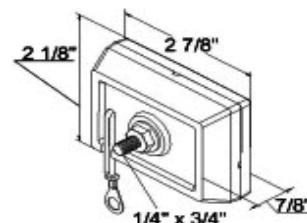
## 2.875" Rectangular Marker/Clearance Light Kit with Reflex and 6 LEDs



**5622716**  
Includes ground wire  
(sold in qty of 10)



**5622726**  
Includes ground wire  
(sold in qty of 10)



Part No.	Size	LED's	Lens Color	Connection	Mounting	Amp	Std. Qty.	Wt. (lbs.)	Cat.
5622716	2.875"	6	Red	Hard Wired with Stripped Lead and Ring Terminal	Stud	.033	10	0.14	562 (N)
5622726	2.875"	6	Amber	Hard Wired with Stripped Lead and Ring Terminal	Stud	.033	10	0.14	562 (N)

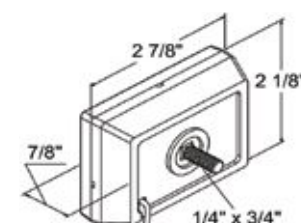
## 2.875" Rectangular Incandescent Marker Light with Reflex



- Ground through stud



**5652720**  
(sold in qty of 10)



Part No.	Size	Lens Color	Connection	Mounting	Amp	Std. Qty.	Wt. (lbs.)	Cat.
5652720	2.875"	Amber	Hard Wired with Stripped Leads	Stud	0.33	10	0.10	562 (N)

For plugs refer to **pg. 63**



Products are Retail Packaged



# DOT LED Marker Lights

## 3.125" Rectangular Marker/Clearance Light Kit with Reflex and 2 LEDs



**5623112**  
Plug and grommet included



**5623122**  
Plug and grommet included



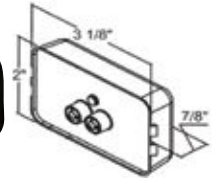
**5623113**  
Light only (sold in qty of 10)



**5623123**  
Light only (sold in qty of 10)



**5623050**  
(sold in qty of 10)



Part No.	Size	LED's	Lens Color	Connection	Mounting	Amp	Std. Qty.	Wt. (lbs.)	Cat.
<b>5623112</b>	3.125"	2	Red	PL-10 Connection	Grommet (Included)	.044	1	0.05	562 (N)
<b>5623122</b>	3.125"	2	Amber	PL-10 Connection	Grommet (Included)	.044	1	0.05	562 (N)
<b>5623113</b>	3.125"	2	Red	PL-10 Connection	Grommet	.044	10	0.08	562 (N)
<b>5623123</b>	3.125"	2	Amber	PL-10 Connection	Grommet	.044	10	0.08	562 (N)
<b>5623050</b>	3.125"	Recessed Mount Black Grommet for use with 5623113, 5623123					10	0.05	562 (N)

## 3.75" Rectangular Marker/Clearance Light with 2 LEDs



**5623711**  
Plug and mounting bracket included  
(sold in qty of 10)



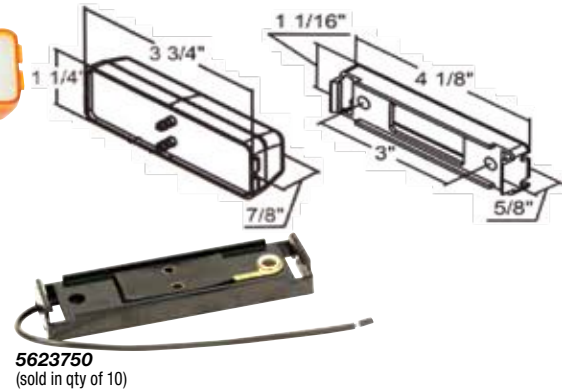
**5623712**  
Light only (sold in qty of 10)



**5623812**  
Light only (sold in qty of 10)



**5623822**  
Light only (sold in qty of 10)



Part No.	Size	LED's	Lens Color	Connection	Mounting	Amp	Std. Qty.	Wt. (lbs.)	Cat.
<b>5623711</b>	3.75"	2	Amber/Red	Male Barrel Terminals	Surface Mount	.085	10	0.05	562 (N)
<b>5623712</b>	3.75"	2	Amber/Red	Male Barrel Terminals	Surface Mount	.085	10	0.05	562 (N)
<b>5623812</b>	3.875"	2	Red	Male Barrel Terminals	Surface Mount	.060	10	0.04	562 (N)
<b>5623822</b>	3.875"	2	Amber	Male Barrel Terminals	Surface Mount	.060	10	0.04	562 (N)
<b>5623750</b>	3.75"	Black Mounting Bracket Includes Stripped Lead						0.05	562 (N)


## 3.75" Rectangular Incandescent Marker/Clearance Light



**5653701**  
(sold in qty of 10)



**5653702**  
(sold in qty of 10)



**5623750**  
(sold in qty of 10)

Part No.	Size	Lens Color	Connection	Mounting	Amp	Std. Qty.	Wt. (lbs.)	Cat.
<b>5653701</b>	3.75"	Red	Male Barrel Terminals	Surface	0.33	10	0.06	562 (N)
<b>5653702</b>	3.75"	Amber	Male Barrel Terminals	Surface	0.33	10	0.06	562 (N)
<b>5623750</b>	3.75"	Black Mounting Bracket Includes Stripped Lead					0.06	562 (N)

For plugs refer to **pg. 63**

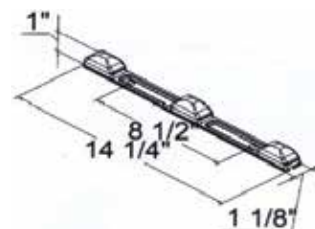
## 0.75" ID Light Kit with 9 LEDs



5627533

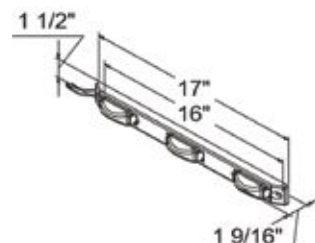
Part No.	Size	LED's	Lens Color	Connection	Mounting	Amp	Std. Qty.	Wt. (lbs.)	Cat.
5627533	.75"	9	Red	Hard Wired with .180 Male Bullets	Grommet	.113	1	0.50	562 (N)

## Stainless Steel ID Bar Light with 9 LEDs



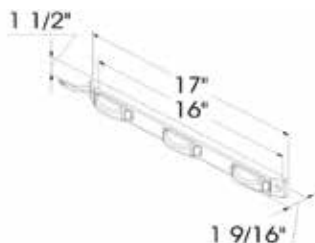
Part No.	Size	LED's	Lens Color	Connection	Mounting	Amp	Std. Qty.	Wt. (lbs.)	Cat.
5621720	14"	9	Red	Hard Wired with Stripped Lead and Ring Terminal	Surface	.147	1	0.55	562 (N)

## 17" Polycarbonate ID Bar Light with 9 LEDs



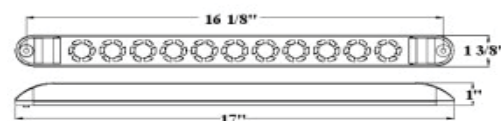
Part No.	Size	LED's	Lens Color	Connection	Mounting	Amp	Std. Qty.	Wt. (lbs.)	Cat.
5621719	17"	9	Red	Hard Wired with Stripped Lead and Ring Terminal	Surface	.119	1	0.65	562 (N)

## 17" Incandescent Polycarbonate ID Bar



Part No.	Size	Lens Color	Connection	Mounting	Amp	Std. Qty.	Wt. (lbs.)	Cat.
5651700	17"	Red	Hard Wired with Stripped Lead and Ring Terminal	Surface	0.33	10	0.34	562 (N)

## 17" Slimline Stop/Turn/Tail Light with 11 LEDs



Part No.	Size	LED's	Lens Color	Connection	Mounting	Amp	Std. Qty.	Wt. (lbs.)	Cat.
5621711	17"	11	Red	Hard Wired with Stripped Leads & Ring Terminal	Surface	.162	10	0.41	562 (N)

For plugs refer to pg. 63



Products are Retail Packaged





# 4" Round Stop, Turn & Tail Lights

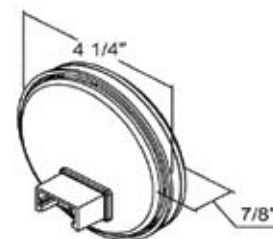
## 4" Round Stop/Turn/Tail Light with 1 LED



5624101  
(sold in qty of 10)



5624050  
(sold in qty of 10)



Part No.	Size	LED's	Lens Color	Connection	Mounting	Amp	Std. Qty.	Wt. (lbs.)	Cat.
NEW 5624101	4"	1	Red	PL-3 Connection	Grommet	.150	10	0.23	562 (N)
5624050	4"	Replacement Black Grommet					10	0.15	562 (N)

## 4" Round Stop/Turn/Tail Light with 7 LEDs



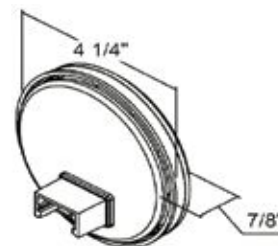
5624157  
Plug and grommet included



5624156  
(sold in qty of 10)



5624050  
(sold in qty of 10)



Part No.	Size	LED's	Lens Color	Connection	Mounting	Amp	Std. Qty.	Wt. (lbs.)	Cat.
NEW 5624157*	4"	7	Red	PL-3 Connection	Grommet (Included)	.150	1	0.23	562 (N)
5624156	4"	7	Red	PL-3 Connection	Grommet	.150	10	0.23	562 (N)
5624050	4"	Replacement Black Grommet					10	0.15	562 (N)

\*Available June 2019

## 4" Round Stop/Turn/Tail Light with 10 LEDs



5624110  
Plug and grommet included



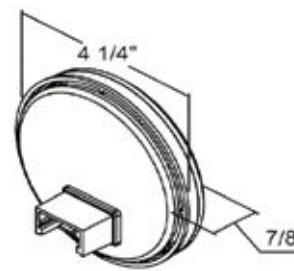
5624150  
Light only  
(sold in qty of 10)



5624151  
Light only  
(sold in qty of 10)



5624050  
(sold in qty of 10)



Part No.	Size	LED's	Lens Color	Connection	Mounting	Amp	Std. Qty.	Wt. (lbs.)	Cat.
NEW 5624110	4"	10	Red	PL-3 Connection	Grommet (Included)	.113	1	0.70	562 (N)
5624150	4"	10	Red	PL-3 Connection	Grommet	.113	10	0.36	562 (N)
5624151	4"	10	Red	AMP-Style Connection	Grommet	.105	10	0.34	562 (N)
5624050	4"	Replacement Black Grommet					10	0.15	562 (N)

## 4" Round Stop/Turn/Tail/Backup with 12 LEDs



2  
LIGHTS  
IN ONE!



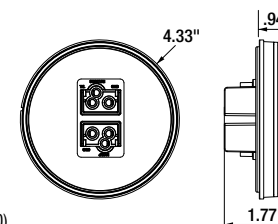
5624131  
Plug and grommet included



5624130  
(sold in qty of 10)



5624050  
(sold in qty of 10)



Part No.	Size	LED's	Lens Color	Connection	Mounting	Amp	Std. Qty.	Wt. (lbs.)	Cat.
NEW 5624131	4"	12	Red/Clear	PL-3 & PL-2 Connection	Grommet (Included)	.8	1	0.23	562 (N)
5624130	4"	12	Red/Clear	PL-3 & PL-2 Connection	Grommet	.8	10	0.23	562 (N)
5624050	4"	Replacement Black Grommet					10	0.15	562 (N)

For plugs refer to pg. 63

# 4" Round & 6" Oval Stop, Turn & Tail Lights

## 4" Round Stop/Turn/Tail Light with 18 LEDs



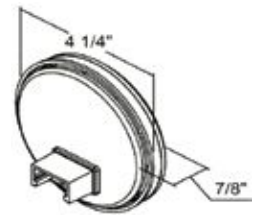
5624118  
Plug and grommet included



5624119  
Light only (sold in qty of 10)



5624050  
(sold in qty of 10)



Part No.	Size	LED's	Lens Color	Connection	Mounting	Amp	Std. Qty.	Wt. (lbs.)	Cat.
5624118	4"	18	Red	PL-3 Connection	Grommet (Included)	.208	1	0.80	562 (N)
5624119	4"	18	Red	PL-3 Connection	Grommet	.208	10	0.40	562 (N)
5624050	4"	Replacement Black Grommet for use with 5624119, 5624118					10	0.15	562 (N)

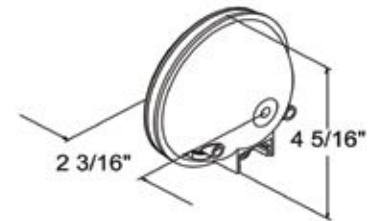
## 4" Round Incandescent Stop/Turn/Tail Light



5654100  
(sold in qty of 10)




5624050  
(sold in qty of 10)



Part No.	Size	Lens Color	Connection	Mounting	Amp	Std. Qty.	Wt. (lbs.)	Cat.
5654100	4"	Red	PL-3 Connection	PL-3	2.1/0.49	10	0.23	562 (N)
5624050	4"	Replacement Black Grommet					10	0.15 562 (N)

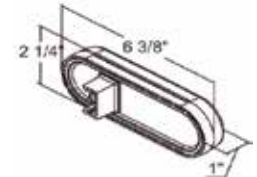
## 6" Oval Stop/Turn/Tail Light with 1 LED



5626101  
(sold in qty of 10)



5626050  
(sold in qty of 10)



Part No.	Size	LED's	Lens Color	Connection	Mounting	Amp	Std. Qty.	Wt. (lbs.)	Cat.
5626101	6"	1	Red	PL-3 Connection	Grommet	.150	10	0.23	562 (N)
5626050	6"	Open Back, Flush Mount Grommet					10	0.18	562 (N)

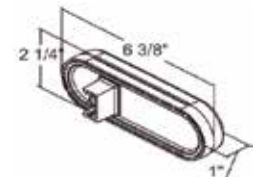
## 6" Oval Stop/Turn/Tail Light with 6 LEDs



5626157  
Plug and grommet included



5626156  
(sold in qty of 10)



Part No.	Size	LED's	Lens Color	Connection	Mounting	Amp	Std. Qty.	Wt. (lbs.)	Cat.
5626157*	6"	6	Red	PL-3 Connection	Grommet (Included)	.150	1	0.23	562 (N)
5626156	6"	6	Red	PL-3 Connection	Grommet	.150	10	0.23	562 (N)
5626050	6"	Open Back, Flush Mount Grommet					10	0.18	562 (N)

\*Available June 2019

For plugs refer to pg. 63



Products are Retail Packaged



# 6" Oval LED Stop, Turn, Tail & Backup Lights

## 6" Oval Stop/Turn/Tail Light with 10 LEDs



**5626510**  
Plug and grommet included



**5626050**  
(sold in qty of 10)



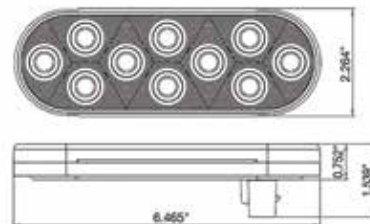
**5626550**  
Light only  
(sold in qty of 10)



**5626551**  
Light only  
(sold in qty of 10)

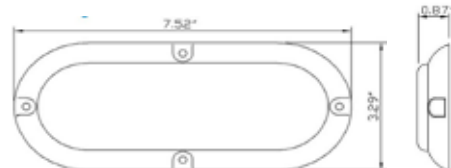


**5626553**  
Light only  
(sold in qty of 10)  
Clear lens with red LEDs



Part No.	Size	LED's	Lens Color	Connection	Mounting	Amp	Std. Qty.	Wt. (lbs.)	Cat.
5626510	6"	10	Red	PL-3 Connection	Grommet (Included)	.129	1	0.5	562 (N)
5626550	6"	10	Red	PL-3 Connection	Grommet	.129	10	0.36	562 (N)
5626551	6"	10	Red	AMP-Style Connection	Grommet	.112	10	0.29	562 (N)
5626553	6"	10	Clear	PL-3 Connection	Grommet	.129	10	0.36	562 (N)
5626050	6"	Open Back, Flush Mount Grommet					10	0.18	562 (N)

## 6" Hardwired Surface Mount Oval Stop/Turn/Tail Light Kit with 10 LEDs



Part No.	Size	LED's	Lens Color	Connection	Mounting	Amp	Std. Qty.	Wt. (lbs.)	Cat.
5626552	6"	10	Red	Hard Wired with Stripped Leads & Ring Terminal	Surface	.106	1	0.34	562 (N)

## 6" Oval Stop/Turn/Tail/Backup Light with 14 LEDs



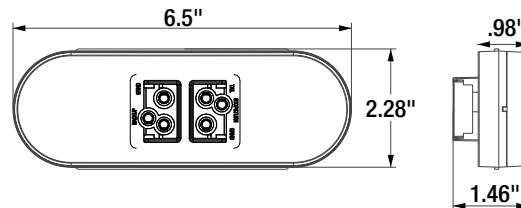
**5626131**  
Plug and grommet included



**5626130**  
(sold in qty of 10)



**5626050**  
(sold in qty of 10)



Part No.	Size	LED's	Lens Color	Connection	Mounting	Amp	Std. Qty.	Wt. (lbs.)	Cat.
5626131	6"	14	Red/Clear	PL-3 & PL-2 Connection	Surface	.8	1	0.3	562 (N)
5626130	6"	14	Red/Clear	PL-3 & PL-2 Connection	Surface	.8	10	0.3	562 (N)
5626050	6"	Open Back, Flush Mount Grommet					10	0.18	562 (N)

For plugs refer to **pg. 63**



## 6" Oval Stop/Turn/Tail Light with 20 LEDs



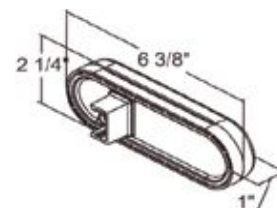
**5626050**  
Plug and grommet included



**5626521**  
Light only (sold in qty of 10)



**5626050**  
(sold in qty of 10)



Part No.	Size	LED's	Lens Color	Connection	Mounting	Amp	Std. Qty.	Wt. (lbs.)	Cat.
<b>5626520</b>	6"	20	Red	PL-3 Connection	Grommet (Included)	0.162	1	0.83	562 (N)
<b>5626521</b>	6"	20	Red	PL-3 Connection	Grommet	.162	10	0.31	562 (N)
<b>5626050</b>	6"	Open Back, Flush Mount Grommet					10	0.18	562 (N)

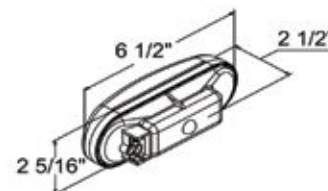
## 6" Oval Incandescent Stop/Turn/Tail



**5656100**  
Light only (sold in qty of 10)



**5626050**  
(sold in qty of 10)

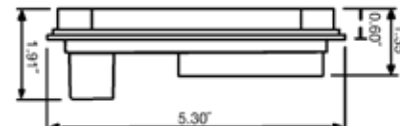


NEW	Part No.	Size	Lens Color	Connection	Mounting	Amp	Std. Qty.	Wt. (lbs.)	Cat.
	5656100	6"	Red	PL-3 Connection	Grommet	2.1/0.59	10	0.29	562 (N)
	5626050	6"	Open Back, Flush Mount Grommet				10	0.18	562 (N)

## 5.33" Rectangular Stop/Turn/Tail Kit with 15 LEDs



**5625115**  
Plug and grommet included



Part No.	Size	LED's	Lens Color	Connection	Mounting	Amp	Std. Qty.	Wt. (lbs.)	Cat.
<b>5625115</b>	5.33"	15	Red	PL-3 Connection	Grommet (Included)	.188	1	0.65	562 (N)

## 5.75" Box Style Stop/Turn/Tail and Back-Up with Reflex



- 5626738  
Includes License Plate Light
- Includes Ground Wire



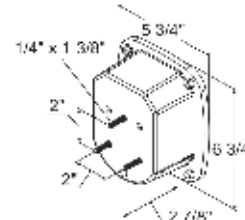
**5626734**



**5626738**  
Includes built-in license plate light



**5626700**



Part No.	Size	LED's	Lens Color	Connection	Mounting	Amp	Std. Qty.	Wt. (lbs.)	Cat.
<b>5626734</b>	5.75"	34	Red	Hard Wired with Stripped Leads, PS	Stud	.091	1	1.24	562 (N)
<b>5626738</b>	5.75"	38	Red	Hard Wired with Stripped Leads, DS	Stud	.091	1	1.24	562 (N)
<b>5626700</b>	5.75"	License Plate Bracket						0.12	562 (N)

For plugs refer to **pg. 63**



Products are Retail Packaged



# 5" Box-Style Stop, Turn, Tail Lights

## 5" Box-Style LED Stop/Turn/Tail Light (For Trailers Under 80" Wide)



- Grounds through mounting stud
- Red polycarbonate colored lens and built-in reflector lens
- 5625117 includes license light



5625111



5625117

5625111  
Back and side shown5625117  
Shown with built-in license plate light

Part No.	Size	LED's	Lens Color	Connection	Mounting	Amp	Std. Qty.	Wt. (lbs.)	Cat.
<b>5625111</b>	5"	11	Red	Push-in Connections	Stud	.1	1	0.66	562 (N)
<b>5625117</b>	5"	17	Red	Push-in Connections	Stud	.1	1	0.70	562 (N)

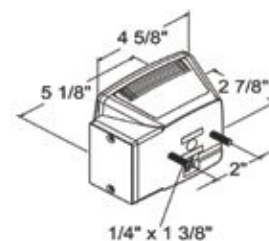
## 5" Box-Style Stop/Turn/Tail with License Light (For Trailers Under 80" Wide) (Incandescent)



- Grounds through mounting stud
- Includes Reflector
- 5655001 includes license light

5655001  
Shown with built-in license plate light

5655000



Part No.	Size	Lens Color	Connection	Mounting	Amp	Std. Qty.	Wt. (lbs.)	Cat.
<b>5655000</b>	5"	Red	Push-in Connections	Stud	2.1	10	0.52	562 (N)
<b>5655001</b>	5"	Red	Push-in Connections	Stud	2.1	10	0.47	562 (N)

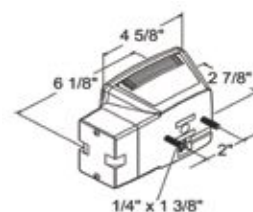
## 5" Box-Style Stop/Turn/Tail with License Light (For Trailers Over 80" Wide) (Incandescent)



- Grounds through mounting stud
- Includes Reflector
- 5655101 includes license light

5655101  
Shown with built-in license plate light

5655100



Part No.	Size	Lens Color	Connection	Mounting	Amp	Std. Qty.	Wt. (lbs.)	Cat.
<b>5655100</b>	5"	Red	Push-in Connections	Stud	2.1	10	0.50	562 (N)
<b>5655101</b>	5"	Red	Push-in Connections	Stud	2.1	10	0.52	562 (N)

For plugs refer to **pg. 63**

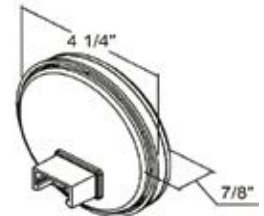
## 4" Round Turn and Park Light with 1 LED



5624201  
(sold in qty of 10)



5624050  
(sold in qty of 10)



Part No.	Size	LED's	Lens Color	Connection	Mounting	Amp	Std. Qty.	Wt. (lbs.)	Cat.
NEW 5624201	4"	1	Amber	PL-3 Connection	Grommet	.15	10	0.70	562 (N)
5624050	4"	Black Grommet for use with 5624201					10	0.15	562 (N)

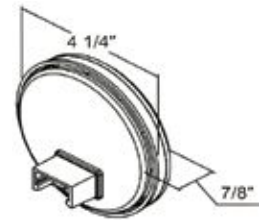
## 4" Round Turn and Park Light with 7 LEDs



5624156  
(sold in qty of 10)



5624050  
(sold in qty of 10)



Part No.	Size	LED's	Lens Color	Connection	Mounting	Amp	Std. Qty.	Wt. (lbs.)	Cat.
NEW 5624207	4"	7	Amber	PL-3 Connection	Grommet	.150	10	0.23	562 (N)
5624050	4"	Replacement Black Grommet					10	0.15	562 (N)

## 4" Round Turn Signal Light with 10 LEDs



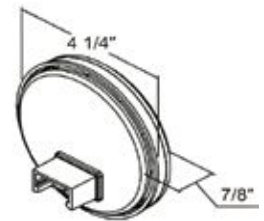
5624210  
Plug and grommet included



5624251  
Light only (sold in qty of 10)



5624050  
(sold in qty of 10)



Part No.	Size	LED's	Lens Color	Connection	Mounting	Amp	Std. Qty.	Wt. (lbs.)	Cat.
NEW 5624210	4"	10	Amber	PL-3 Connection	Grommet (Included)	.221	1	0.70	562 (N)
5624251	4"	10	Amber	AMP-Style Connection	Grommet	.221	10	0.70	562 (N)
5624050	4"	Black Grommet for use with 5624251					10	0.15	562 (N)

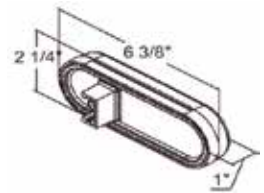
## 6" Oval Turn and Park Signal Light with 1 LED



5626201  
(sold in qty of 10)



5626050  
(sold in qty of 10)



Part No.	Size	LED's	Lens Color	Connection	Mounting	Amp	Std. Qty.	Wt. (lbs.)	Cat.
NEW 5626201	6"	1	Amber	PL-3 Connection	Grommet	.15	10	0.71	562 (N)
5626050	6"	Open Back, Flush Mount Grommet						0.18	562 (N)

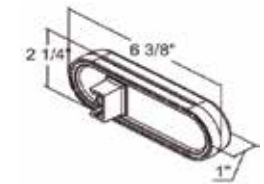
## 6" Oval Turn and Park Signal Light with 6 LEDs



5626156  
(sold in qty of 10)



5626050  
(sold in qty of 10)



Part No.	Size	LED's	Lens Color	Connection	Mounting	Amp	Std. Qty.	Wt. (lbs.)	Cat.
NEW 5626206	6"	6	Amber	PL-3 Connection	Grommet	.150	10	0.23	562 (N)
5626050	6"	Open Back, Flush Mount Grommet					10	0.18	562 (N)

For plugs refer to pg. 63



Products are Retail Packaged





# DOT LED Turn Signal and Backup Lights

## 6" Oval Turn Signal Light with 10 LEDs



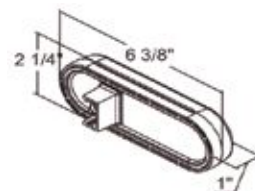
5626210  
Plug and grommet included



5626211  
Light only (sold in qty of 10)




5626050  
(sold in qty of 10)



Part No.	Size	LED's	Lens Color	Connection	Mounting	Amp	Std. Qty.	Wt. (lbs.)	Cat.
5626210	6"	10	Amber	PL-3 Connection	Grommet (Included)	.224	1	0.71	562 (N)
5626211	6"	10	Clear	PL-3 Connection	Grommet	.224	10	0.31	562 (N)
5626050	6"	Open Back, Flush Mount Grommet						0.18	562 (N)

## 6" Midship Turn Signal and Side Marker with Reflex and 9 LEDs



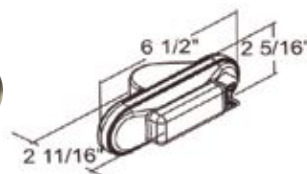
5626209  
Plug and grommet included



5626208  
Light only (sold in qty of 10)



5626050  
(sold in qty of 10)

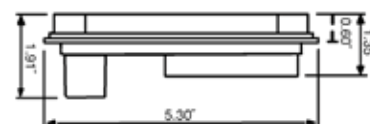


Part No.	Size	LED's	Lens Color	Connection	Mounting	Amp	Std. Qty.	Wt. (lbs.)	Cat.
5626209	6"	9	Amber	PL-3 Connection	Grommet (Included)	.114	1	0.30	562 (N)
5626208	6"	9	Amber	PL-3 Connection	Grommet	.114	10	0.30	562 (N)
5626050	6"	Open Back, Flush Mount Grommet						0.18	562 (N)

## 5.33" Rectangular Turn Signal Light Kit with 15 LEDs



5625215  
Plug and grommet included



Part No.	Size	LED's	Lens Color	Connection	Mounting	Amp	Std. Qty.	Wt. (lbs.)	Cat.
5625215	5.33"	15	Amber	PL-3 Connection	Grommet	.245	1	0.71	562 (N)

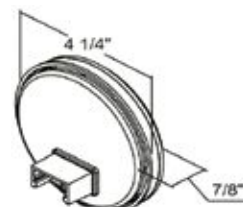
## 4" Round Back-Up Light with 1 LED



5624301  
(sold in qty of 10)



5624050  
(sold in qty of 10)



Part No.	Size	LED's	Lens Color	Connection	Mounting	Amp	Std. Qty.	Wt. (lbs.)	Cat.
5624301	4"	1	Clear	PL-2 Connection	Grommet	.150	10	0.23	562 (N)
5624050	4"	Flush Mount Grommet						0.15	562 (N)

## 4" Round Back-Up Light with 7 LEDs



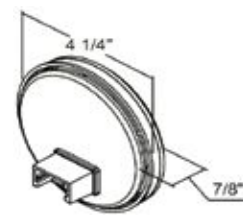
5624357  
Plug and grommet included



5624356  
(sold in qty of 10)



5624050  
(sold in qty of 10)



Part No.	Size	LED's	Lens Color	Connection	Mounting	Amp	Std. Qty.	Wt. (lbs.)	Cat.
5624357*	4"	7	Clear	STD PL-2 Connection	Grommet (Included)	.150	10	0.23	562 (N)
5624356	4"	7	Clear	STD PL-2 Connection	Grommet	.150	10	0.23	562 (N)
5624050	4"	Flush Mount Grommet						0.15	562 (N)

\*Available June 2019

For plugs refer to pg. 63

## 4" Round Backup Light Kit with 10 LEDs



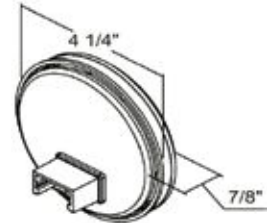
**5624310**  
Plug and grommet included



**5624350**  
Light only (sold in qty of 10)



**5624050**  
(sold in qty of 10)



Part No.	Size	LED's	Lens Color	Connection	Mounting	Amp	Std. Qty.	Wt. (lbs.)	Cat.
<b>5624310</b>	4"	10	Clear	STD PL-2 Connection	Grommet (Included)	.213	1	0.70	562 (N)
<b>5624350</b>	4"	10	Clear	STD PL-2 Connection	Grommet	.213	10	0.36	562 (N)
<b>5624050</b>	4"	Flush Mount Grommet						0.15	562 (N)

## 4" Round Backup Light Kit with 24 LEDs



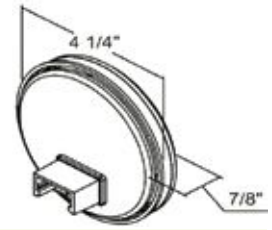
**5624324**  
Plug and grommet included



**5624325**  
Light only (sold in qty of 10)



**5624050**  
(sold in qty of 10)



Part No.	Size	LED's	Lens Color	Connection	Mounting	Amp	Std. Qty.	Wt. (lbs.)	Cat.
<b>5624324</b>	4"	24	Clear	STD PL-2 Connection	Grommet (Included)	.141	1	0.80	562 (N)
<b>5624325</b>	4"	24	Clear	STD PL-2 Connection	Grommet	.141	10	0.42	562 (N)
<b>5624050</b>	4"	Flush Mount Grommet					10	0.15	562 (N)

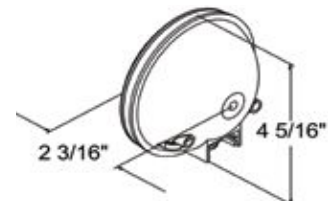
## 4" Round Incandescent Backup Light



**5654300**  
(sold in qty of 10)



**5624050**  
(sold in qty of 10)



Part No.	Size	Lens Color	Connection	Mounting	Amp	Std. Qty.	Wt. (lbs.)	Cat.
<b>5654300</b>	4"	Clear	STD PL-2 Connection	Grommet	2.1	10	0.23	562 (N)
<b>5624050</b>	4"	Flush Mount Grommet					0.15	562 (N)

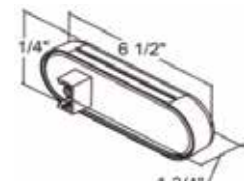
## 6" Oval Backup Light with 1 LED



**5626301**  
(sold in qty of 10)



**5626050**  
(sold in qty of 10)



Part No.	Size	LED's	Lens Color	Connection	Mounting	Amp	Std. Qty.	Wt. (lbs.)	Cat.
<b>5626301</b>	6"	1	Clear	PL-2 Connection	Grommet	.15	10	0.23	562 (N)
<b>5626050</b>	6"	Open Back, Flush Mount Grommet					10	0.18	562 (N)

For plugs refer to **pg. 63**



Products are Retail Packaged



# DOT LED Backup Lights

## 6" Oval Backup Light with 6 LEDs



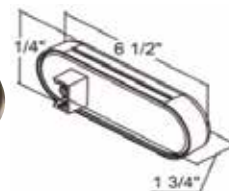
5626357  
Plug and grommet included



5626356  
(sold in qty of 10)



5626050  
(sold in qty of 10)



Part No.	Size	LED's	Lens Color	Connection	Mounting	Amp	Std. Qty.	Wt. (lbs.)	Cat.
5626357*	6"	6	Clear	STD PL-2 Connection	Grommet (Included)	.150	1	0.23	562 (N)
5626356	6"	6	Clear	STD PL-2 Connection	Grommet	.150	10	0.23	562 (N)
5626050	6"	Open Back, Flush Mount Grommet					10	0.18	562 (N)

\*Available June 2019

## 6" Oval Backup Light with 10 LEDs



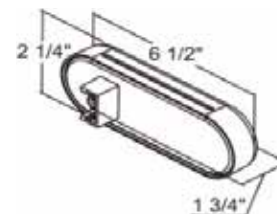
5626310  
Plug and grommet included



5626311  
Light only (sold in qty of 10)



5626050  
(sold in qty of 10)



Part No.	Size	LED's	Lens Color	Connection	Mounting	Amp	Std. Qty.	Wt. (lbs.)	Cat.
5626310	6"	10	Clear	STD PL-2 Connection	Grommet (Included)	.218	1	0.70	562 (N)
5626311	6"	10	Clear	STD PL-2 Connection	Grommet	.138	10	0.38	562 (N)
5626050	6"	Open Back, Flush Mount Grommet					10	0.18	562 (N)

## 6" Oval Backup Light with 24 LEDs



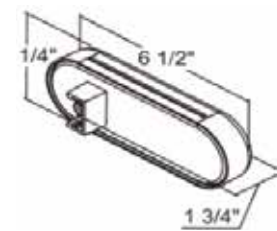
5626324  
Plug and grommet included



5626325  
Light only (sold in qty of 10)



5626050  
(sold in qty of 10)



Part No.	Size	LED's	Lens Color	Connection	Mounting	Amp	Std. Qty.	Wt. (lbs.)	Cat.
5626324	6"	24	Clear	STD PL-2 Connection	Grommet (Included)	.138	1	0.86	562 (N)
5626325	6"	24	Clear	STD PL-2 Connection	Grommet	.218	10	0.43	562 (N)
5626050	6"	Open Back, Flush Mount Grommet					10	0.18	562 (N)

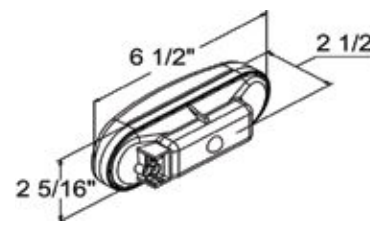
## 6" Oval Incandescent Back-Up Light



5656300  
(sold in qty of 10)



5626050  
(sold in qty of 10)

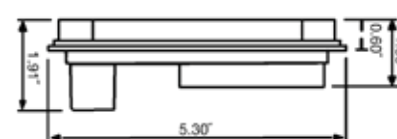


Part No.	Size	Lens Color	Connection	Mounting	Amp	Std. Qty.	Wt. (lbs.)	Cat.
5656300	6"	Clear	STD PL-2 Connection	Grommet	2.1	10	0.29	562 (N)
5626050	6"	Flush Mount Grommet					0.18	562 (N)

## 5.3" Rectangular Backup Light Kit with 32 LEDs



5625332  
Plug and grommet included

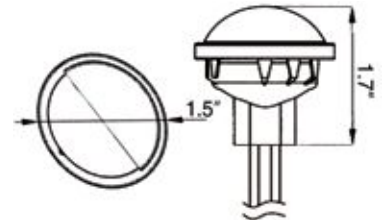


Part No.	Size	LED's	Lens Color	Connection	Mounting	Amp	Std. Qty.	Wt. (lbs.)	Cat.
5625332	5.33"	32	Clear	STD PL-2 Connection	Grommet	.301	1	0.55	562 (N)

For plugs refer to pg. 63



## 1.5" Round License/Utility with 4 LEDs



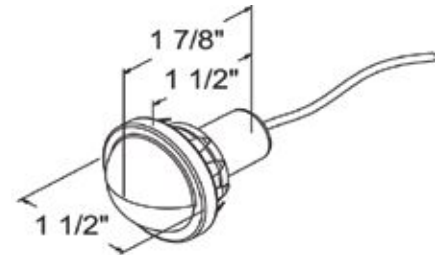
Part No.	Size	LED's	Lens Color	Connection	Mounting	Amp	Std. Qty.	Wt. (lbs.)	Cat.
5621534	1.5"	4	Clear	Hard Wired with Stripped Leads	Snap In	.030	1	0.10	562 (N)

Two lights needed to meet DOT requirements

## 1.5" Round Incandescent License/Utility Light



- Self grounding



Part No.	Size	Lens Color	Connection	Mounting	Amp	Std. Qty.	Wt. (lbs.)	Cat.
5651530	1.5"	Clear	Hard Wired with Stripped Leads	Snap-in	0.59	10	0.07	889 (N)

## 2" License/Utility Light with 2 LEDs Series



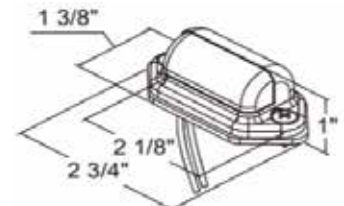
5622032/5622132



5622130



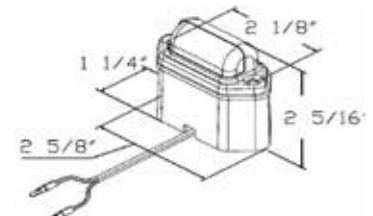
5622133



Part No.	Size	LED's	Housing Color	Connection	Mounting	Amp	Std. Qty.	Wt. (lbs.)	Cat.
5622032*	2"	2	Chrome	Hard Wired with Stripped Leads	Surface	.047	1	0.07	562 (N)
5622132	2"	2	Chrome	Hard Wired with Stripped Leads	Surface	.047	10	0.07	562 (N)
5622130	2"	2	Black	Hard Wired with Stripped Leads	Surface	.047	10	0.07	562 (N)
5622133	2"	2	Chrome	Hard Wired with .180 Male Bullets	Surface	.047	10	0.08	562 (N)

Two lights needed to meet DOT requirements

## 2" Surface Mount License Plate Light Kit



Part No.	Size	LED's	Housing Color	Connection	Mounting	Amp	Std. Qty.	Wt. (lbs.)	Cat.
5622134	2"	2	Clear	Hard Wired with .180 Male Bullets	Surface	.047	10	0.13	562 (N)

One light needed to meet DOT requirements

For plugs refer to pg. 63

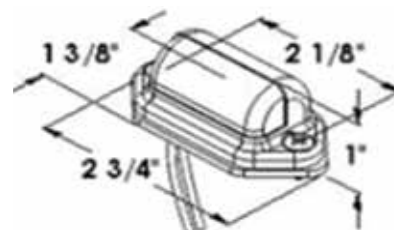


Products are Retail Packaged



# License / Utility Plate Lights

## 2" Rectangular Incandescent License/Utility Light

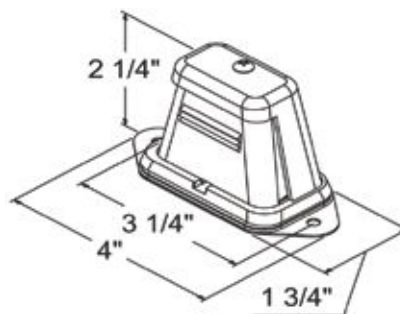


Part No.	Size	Lens Color	Connection	Mounting	Amp	Std. Qty.	Wt. (lbs.)	Cat.
5652030	2"	Clear	Hard Wired with Stripped Leads	Surface	0.33	10	0.07	889 (N)

## 2-5/8" Incandescent License/Utility Light



- Self Grounding

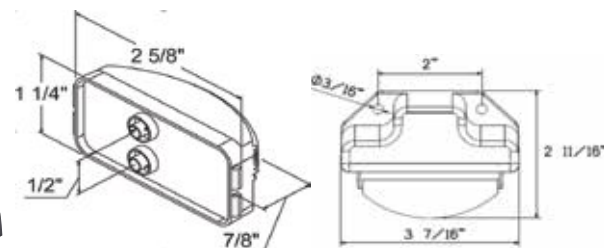


Part No.	Size	Lens Color	Connection	Mounting	Amp	Std. Qty.	Wt. (lbs.)	Cat.
5652630	2.625"	Clear	Hard Wired with Stripped Lead	Surface	0.33	10	0.16	889 (N)

## 2-3/8" Incandescent License/Utility Light

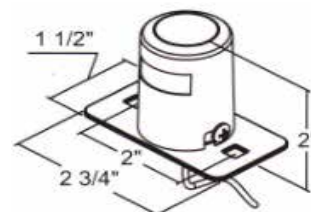


5653375

5653376  
Optional bracket

Part No.	Size	Lens Color	Connection	Mounting	Amp	Std. Qty.	Wt. (lbs.)	Cat.
5653375	2.375"	Clear	PL-10 Connection	Bracket	0.33	10	0.04	889 (N)
5653376	Bracket for 2.375" License Light, for use with 5653375					10	0.11	889 (N)

## 2.75" License Plate Light with 2 LEDs




Part No.	Size	LED's	Housing Color	Connection	Mounting	Amp	Std. Qty.	Wt. (lbs.)	Cat.
5622754	2.75"	2	Clear	Hard Wired with Stripped Leads	Surface	.086	10	0.17	562 (N)

Two lights needed to meet DOT requirements

For plugs refer to **pg. 63**

## DOT Turn Signal Equalizer Plugs



- 25 Watt rating



5621010



5621012

Part No.	Description	Std. Qty.	Wt. (lbs.)	Cat.
 5621010	LED Turn Signal Equalizer with Right Angle Male PL-3 Plug and Stripped Leads	1	0.12	562 (N)
 5621012	LED Turn Signal Equalizer with Right Angle Male PL-3 Plug and Straight Female PL-3 Plug	1	0.15	562 (N)

## DOT Light Plugs



5620250



5620251



5620350



5620351




5620352



5620354



5620355

Part No.	Description	Std. Qty.	Wt. (lbs.)	Cat.
5620250	2-Pin In-Line Male PL-10 Plug with Stripped Power Wire and #10 Ring on Ground	1	0.03	562 (N)
 5620251	2-Pin Right Angle Male Plug with Stripped Power Wire and #10 Ring on Ground		0.03	562 (N)
5620350	3-Pin Right Angle Male PL-3 Plug with Stripped Leads and #10 Ring on Ground	1	0.03	562 (N)
5620351	3-Wire AMP-Style Plug, 3-Pin Straight Female PL-3 Plug	1	0.07	562 (N)
5620352	3-Wire AMP-Style Plug, with Stripped Leads and #10 Ring on Ground	1	0.03	562 (N)
5620354	3-Wire AMP-Style Plug, with 3-Pin Right Angle Male PL-3 Plug	1	0.06	562 (N)
5620355	3-Wire, 3-Pin Straight Male PL-3 Plug with Stripped Leads and #10 Ring on Ground	1	0.05	562 (N)

## DOT Reflectors



5623316



5623317



5623000



5623001



5623520



5623521

Part No.	Description	Std. Qty.	Wt. (lbs.)	Cat.
5623316	3-3/16" Round, Bolt-on, Red	10	0.50	889 (N)
5623317	3-3/16" Round, Bolt-on, Amber	10	0.50	889 (N)
5623000	3" Round, Stick-on, Red 100 per Role	1 Roll	0.55	889 (N)
5623001	3" Round, Stick-on, Amber 100 per Role	1 Roll	0.55	889 (N)
5623520	3-1/2" Rectangular, Stick-on, Red 500 per Role	1 Roll	2.20	889 (N)
5623521	3-1/2" Rectangular, Stick-on, Amber 500 per Role	1 Roll	2.20	889 (N)

## DOT Conspicuity Tape

- DOT approved
- ASTM D4956 - 93B Type V
- LS300C
- FP92
- NHTSA 49 CFT, Part 571, DOT-C2
- 5-Year Rating



Part No.	Description	Std. Qty.	Wt. (lbs.)	Cat.
CT150RW	DOT Conspicuity Tape, 150' Roll, 11" Red, 7" White	1	1.5	889 (N)
CT150W12	150' Roll, White, 12" Lengths	1	1.5	889 (N)





# Spreader Light Bar Kits

## 44" Light Bar Kits



- Fixed & hinged mounting options included



8891144



8891145

Part No.	Description	Cat.
8891144 (Round)	(1) 304 Stainless Steel Light Box, Dimension: 44" L x 8" H x 3" D (2) 4" Round STT Lights, 10 Red LEDs (2) 4" Round Strobe Lights, 24 Amber LEDs (3) 2.5" Round Marker Lights, 4 Red LEDs (1) Wire Harness (2) LED Load Equalizers	889 (N)
8891145 (Oval)	(1) 304 Stainless Steel Light Box, Dimension: 44" L x 8" H x 3" D (2) 6" Oval STT Lights, 10 Red LEDs (2) 6" Oval Strobe Lights, 24 Amber LEDs (3) 2.5" Round Marker Lights, 4 Red LEDs (1) Wire Harness (2) LED Load Equalizers	889 (N)

## 66" Light Bar Kits



- Fixed & hinged mounting options included



8891150



8891168



8891166



8891169



8891167

Part No.	Description	Cat.
8891150 (Oval)	(1) 304 Stainless Steel Light Box, Dimension: 66" L x 4" H x 3" D (2) 6.5" Oval STT Lights, 10 Red LEDs (2) 6.5" Oval Strobe Lights, 24 Amber LEDs (3) .75" Round Marker Lights, 3 Red LEDs (1) Wire Harness (2) LED Load Equalizers/Turn Signals	889 (N)
8891166 (Round)	(1) 304 Stainless Steel Light Box, Dimension: 66" L x 8" H x 3" D (2) 4" Round STT Lights, 10 Red LEDs (2) 4" Round Back-Up Lights, 10 Clear LEDs (2) 4" Round Strobe Lights, 24 Amber LEDs (3) 2.5" Round Marker Lights, 4 Red LEDs (1) Wire Harness (2) LED Load Equalizers	889 (N)
8891167 (Round)	(1) 304 Stainless Steel Light Box, Dimension: 66" L x 8" H x 3" D (4) 4" Round STT Lights, 10 Red LEDs (2) 4" Round Strobe Lights, 24 Amber LEDs (3) 2.5" Round Marker Lights, 4 Red LEDs (1) Wire Harness (2) LED Load Equalizers	889 (N)
8891168 (Oval)	(1) 304 Stainless Steel Light Box, Dimension: 66" L x 8" H x 3" D (2) 6" Oval STT Lights, 10 Red LEDs (2) 6" Oval Back-Up Lights, 10 Clear LEDs (2) 6" Oval Strobe Lights, 24 Amber LEDs (3) 2.5" Round Marker Lights, 4 Red LEDs (1) Wire Harness (2) LED Load Equalizers	889 (N)
8891169 (Oval)	(1) 304 Stainless Steel Light Box, Dimension: 66" L x 8" H x 3" D (4) 6" Oval STT Lights, 10 Red LEDs (2) 6" Oval Strobe Lights, 24 Amber LEDs (3) 2.5" Round Marker Lights, 4 Red LEDs (1) Wire Harness (2) LED Load Equalizers	889 (N)

## 77" Light Bar Kits



- Fixed & hinged mounting options included



8891177



8891178

Part No.	Description	Cat.
8891177 (Oval)	(1) 304 Stainless Steel Light Box, Dimension: 77" L x 4" H x 3" D (2) 6.5" Oval Strobe Lights, 24 Amber LEDs (2) 6.5" Oval Back-Up Lights, 10 Clear LEDs (2) 6.5" Oval STT, 10 Red LEDs (3) .75" Round Marker Lights, 3 Red LEDs (1) Wire Harness (2) LED Load Equalizers	889 (N)
8891178 (Oval)	(1) 304 Stainless Steel Light Box, Dimension: 77" L x 4" H x 3" D (4) 6" Oval STT Lights, 10 Red LEDs (2) 6" Oval Strobe Lights, 24 Amber LEDs (3) .75" Round Marker Lights, 3 Red LEDs (1) Wire Harness (2) LED Load Equalizers/Turn Signal	889 (N)

## 44" Stainless Steel Light Bar for Round Lights

- (4) 4" and (3) 2-1/2" round cutouts
- Fixed & hinged mounting options
- Stainless steel DOT light bars only
- Mounts included
- Lights not included



Part No.	Description	Cat.
LB8443SST	7 Hole Round, 8" x 3" x 44"	903-1 (N)

## 44" Stainless Steel Light Bar for Oval Lights

- (4) 6" Oval and (3) 2-1/2" round cutouts
- Fixed & hinged mounting options
- Stainless steel DOT light bars only
- Mounts included
- Lights not included



Part No.	Description	Cat.
LB8445SST	7 Hole (4 Oval, 3 Round), 8" x 3" x 44"	903-1 (N)

## 66" Stainless Steel Light Bar for Round Lights

- (6) 4" and (3) 2-1/2" round cutouts
- Fixed & hinged mounting options
- Stainless steel DOT light bars only
- Mounts included
- Lights not included



Part No.	Description	Cat.
LB8663SST	9 Hole Round, 8" x 3" x 66"	903-1 (N)

## 66" Stainless Steel Light Bar for Oval Lights

- (6) 6" Oval and (3) 2-1/2" round cutouts
- Fixed & hinged mounting options
- Stainless steel DOT light bars only
- Mounts included
- Lights not included



Part No.	Description	Cat.
LB8665SST	9 Hole (6 Oval, 3 Round), 8" x 3" x 66"	903-1 (N)

## 66" Stainless Steel Light Bar for Large Oval Lights

- (4) 6" Oval and (3) 3/4" ID marker light cutouts
- Mounting hardware included
- Lights not included



Part No.	Description	Cat.
LB4663SST	7 Hole (4 Oval, 3 Round) 4" x 3" x 66"	903-1 (N)

## 77" Stainless Steel Light Bar for Oval Lights

- (6) 6" Oval cutouts, (3) 3/4" ID marker light cutouts
- Mounting hardware included
- Lights not included



Part No.	Description	Cat.
LB4773SST	9 Hole (6 Oval, 3 Round) 4" x 3" x 77"	903-1 (N)

## Wiring Harness



- Wiring harness, 12' lead, universal rear DOT
- 7 & 9 light bar wiring



5609001- Male Bullet Connector Plugs

Part No.	Description	Cat.
5609000	12' Wiring Harness	560 (N)
5609001	12' Wiring Harness with 3 Female Bullet Connectors for use with 3/4" ID Marker Lights with Male Bullet Connectors on LB4663SST and LB4773SST	560 (N)



# DOT Light Boxes

## Single Oval Light Boxes



LB383



LB383SL



LB383SST



LB383ALDT



LB383ALSM



LB383P



LB384



LB384SST

Part No.	Description	Cat.
LB383	Single Oval, Black Powder Coat Steel, (3" x 8" x 3")	520 (N)
LB383SL	Single Oval with Side Light, Black Powder Coat Steel, (3" x 8" x 3")	520 (N)
LB383SST	Single Oval, Stainless Steel, (3" x 8" x 3")	520 (N)
LB383ALDT	Single Oval, Diamond Tread Aluminum, (3" x 8" x 3")	520 (N)
LB383ALSM	Single Oval, Smooth Aluminum, (3" x 8" x 3")	520 (N)
LB383P	Single Oval, Black Polymer, (3" x 8" x 3")	520 (N)
LB384	Single Oval, Both Front and Back, Black Powder Coated Steel, (3" x 8" x 4")	520 (N)
LB384SST	Single Oval, Both Front and Back, Stainless Steel, (3" x 8" x 3")	520 (N)

## Dual Oval Light Boxes



LB3163



LB3163SST



LB3163ALDT

Part No.	Description	Cat.
LB3163	Dual Oval Black Powder Coat Steel, (3" x 16" x 3")	520 (N)
LB3163SST	Dual Oval Stainless Steel, (3" x 16" x 3")	520 (N)
LB3163ALDT	Dual Oval Diamond Tread Aluminum, (3" x 16" x 3")	520 (N)



## Triple Oval Light Boxes



LB3253



LB3253ALDT



LB3253SST



LB8133

Part No.	Description	Cat.
LB3253	Triple Oval, Black Powder Coat Steel, (3" x 25" x 3")	520 (N)
LB3253ALDT	Triple Oval Diamond Tread Aluminum, (3" x 25" x 3")	520 (N)
LB3253SST	Triple Oval Stainless Steel, (3" x 25" x 3")	520 (N)
LB8133	Triple Oval Vertical or Horiz, Steel, Gray Primer, (8" x 13" x 3")	520 (N)

## Single Round Light Boxes

- Front opening dia. 4.50"
- Side light dia. 2.323"



LB663



LB663SL



LB663SST

Part No.	Description	Cat.
LB663	Single Round Black Powder Coat Steel, (6" x 6" x 3")	520 (N)
LB663SL	Single Round with 2" Side Light, Black Powder Coat Steel, (6" x 6" x 3")	520 (N)
LB663SST	Single Round Stainless Steel, (6" x 6" x 3")	520 (N)



# DOT Light Boxes

## Dual Round Light Boxes



LB6123



LB6123SST



LB6123ALDT

Part No.	Description	Cat.
LB6123	Dual Round, Black Powder Coat Steel, (6" x 12" x 3")	520 (N)
LB6123SST	Dual Round, Stainless Steel, (6" x 12" x 3")	520 (N)
LB6123ALDT	Dual Round, Diamond Tread Aluminum, (6" x 12" x 3")	520 (N)

## Triple Round Light Boxes



LB6183



LB6183SST



LB6183ALDT

Part No.	Description	Cat.
LB6183	Triple Round, Black Powder Coat Steel, (6" x 18" x 3")	520 (N)
LB6183SST	Triple Round, Stainless Steel	520 (N)
LB6183ALDT	Triple Round, Diamond Tread Aluminum	520 (N)

## Triple Round Light Boxes with Mudflap Mount

- Combination lightbox-mudflap mounts
- Polished stainless steel construction
- Accommodates (3) 4" round recessed or surface mount lights per box
- Spring loaded for impact protection



Part No.	Description	Cat.
LB6303SST*	Triple Round, Stainless Steel Kit, (6" x 30" x 3") Both Driver and Passenger Side	520 (N)
<b>NEW</b> LB6304SST*	Triple Round, Stainless Steel, (6" x 30" x 3") Driver Side	520 (N)
LB6305SST*	Triple Round, Stainless Steel, (6" x 30" x 3") Passenger Side	520 (N)

\*Available June 2019


## DOT Light Mounting Brackets



LB1



LB1SS



LB253

Part No.	Description	Cat.
LB1	Single Oval, Black, 8.25" x 4.0"	520 (N)
LB1SS	Single Oval, Stainless Steel, 8.25" x 4.0"	520 (N)
LB253	Triple Round, Black, 8.25" x 4.0" for 2.5" Lights	520 (N)





# Observation Systems

## Rear Observation System with Night Vision Camera

- 7" TFT-LCD Color monitor
- Auto reverse "on"
- Audio
- Multiple mounts
- Removable sun visor
- Heated night vision camera with audio
- Multiple camera capable
- Wireless remote
- 65' cable

2-YEAR  
W 12-24  
VOLTS IP  
67



Part No.	Description	Cat.
NEW 8883000	Rear Observation System with Standard Camera	888 (N)

## Rear Observation System with License Plate Night Vision Camera

- 7" TFT-LCD Color monitor
- Auto reverse "on"
- Audio
- Multiple mounts
- Removable sun visor
- License plate night vision camera
- Multiple camera capable
- Wireless remote
- 65' cable

2-YEAR  
W 12-24  
VOLTS IP  
67



Part No.	Description	Cat.
NEW 8883010	Rear Observation System, License Plate Camera	888 (N)

## Rear Observation System with Recessed Night Vision Camera

- 7" TFT-LCD Color monitor
- Auto reverse "on"
- Audio
- Multiple mounts
- Removable sun visor
- Recessed night vision camera
- Multiple camera capable
- Wireless remote
- 65' cable

2-YEAR  
W 12-24  
VOLTS IP  
67



Part No.	Description	Cat.
NEW 8883020	Rear Observation System, Bullet Recessed Camera	888 (N)

## Rearview Mirror Monitor Rear Observation System with Night Vision Camera

- 4.3 TFT-LCD Mirror Monitor replaces OEM mirror
- Illuminated touch screen buttons
- Compact, IP68 back-up camera with night vision

2-YEAR  
W 12-24  
VOLTS IP  
67



Part No.	Description	Cat.
NEW 8883030	Rear Observation System, Universal OEM 4.3" Monitor	888 (N)

## Quad Screen Rear Observation System with Night Vision Backup Camera

- 7" TFT-LCD Color quad screen monitor
- Heated night vision camera with audio
- Auto reverse "on"
- Shows up to 4 camera views on same screen
- Removable sun visor
- Audio
- Multiple mounts
- Wireless remote
- 65' cable

2-YEAR  
W 12-24  
VOLTS IP  
67



Part No.	Description	Cat.
NEW 8883040	Rear Observation System, Quad Screen (1) Standard Camera	888 (N)
8883101	Additional Camera	888 (N)

## Wireless Rear Observation System with Backup Camera

- 7" TFT-LCD Color wireless monitor
- Auto reverse "on"
- Audio
- Multiple mounts
- Removable sun visor
- Wireless night vision camera with audio
- Wireless remote
- 65' cable

2-YEAR  
W 12-24  
VOLTS IP  
67



Part No.	Description	Cat.
NEW 8883200	Wireless Rear Observation System*	888 (N)

## Color Camera with Heated Night Vision and Audio

**NEW** 2-YEAR W 12-24 VOLTS IP 67



Part No.	Description	Cat.
8883101	Camera, Standard, IP67, Night Vision, Heated, Audio	888 (N)

## License Plate Mount Camera with Night Vision

**NEW** 1-YEAR W 12-24 VOLTS IP 67



Part No.	Description	Cat.
8883102	License Plate, waterproof, 4-Pin	888 (N)

## Color Bullet Camera for Recessed Mounting with Night Vision

**NEW** 1-YEAR W 12-24 VOLTS IP 67



Part No.	Description	Cat.
8883103	Camera, Recessed 1" Dia. Bullet, IP67, Night Vision	888 (N)

## Surface Side Mount Camera, Color with Night Vision

**NEW** 1-YEAR W 12-24 VOLTS IP 67



Part No.	Description	Cat.
8883104	Camera, Side, Universal, IP67, Night Vision	888 (N)

## Surface Mount Cube Camera, Color with Night Vision

**NEW** 1-YEAR W 12-24 VOLTS IP 67



Part No.	Description	Cat.
8883106	Cube Surface Mount, Camera, Waterproof, 4-Pin	888 (N)

## Camera Cable for Rear Observation systems and Backup Cameras

**NEW** 1-YEAR W 12-24 VOLTS IP 67



Part No.	Description	Cat.
8883116	Cable, 16'/5m	888 (N)
8883132	Cable, 32'/10m	888 (N)
8883165	Cable, 65'/20m	888 (N)
8883182	Cable, 82'/25m	888 (N)

## Universal Camera Washing System



Camera not included

- Hi-pressure
- Works with camera, 8883101
- Includes: 1-1/2 quart tank with mounting bracket, 9-1/2 ft fluid tube with pressure nozzle, Pump, in-cab controller, 32 ft power cord, mounting hardware.

Part No.	Description	Cat.
8882150	Universal Camera Washing System, 12-24 VDC	888 (N)

## Dual Camera with Night Vision

**NEW** 1-YEAR W 12-24 VOLTS IP 67



Part No.	Description	Cat.
8883108	Dual Camera, Waterproof, 4-pin	888 (N)

## Standard Wireless Camera with Night Vision

**NEW** 1-YEAR W 12-24 VOLTS IP 67



Part No.	Description	Cat.
8883211	Camera, Standard, IP67, Night Vision, Heated, Wireless	888 (N)

## Sphere Surface Mount Camera with Night Vision



Part No.	Description	Cat.
8883105	Sphere Surface Mount, Waterproof, 4-Pin	888 (N)

## Work Lights with Built-In Backup Camera



8883110



8883111

- Produces 1100 lumens of light
- Durable camera features a 976 (H) x 592 (V) pixel resolution
- Night vision capabilities and a wide 140° viewing angle to help capture everything going on even in low visibility situations

Part No.	Description	Cat.
8883110	Round Work Lamp Camera	888 (N)
8883111	Square Work Lamp Camera	888 (N)



# Booster Cables

## Booster Cables with Quick Connect

- Efficiently jump vehicle batteries with quick connect



5601025 Kit



5601021



5601016

Blue Quick Connector



5601032 Kit



5601020



5601017

Red Quick Connector



5601033 Kit



5601021



5601018

Black Quick Connector

Part No.	Description	Length	Wire Gauge	Amp	Wt. (lbs.)	Cat.
<b>5601025</b>	Booster Cables with Gray Plug-In Quick Connect Kit	28'	4	600	13	560 (N)
<b>5601026</b>	Booster Cables with Blue Plug-In Quick Connect Kit	28'	4	600	13	560 (N)
<b>5601032*</b>	Booster Cables with Red Plug-In Quick Connect Kit and Case	32.5'	1	800	13	560 (N)
<b>5601033*</b>	Booster Cables with Black Plug-In Quick Connect Kit and Case	32.5'	1	1000	13	560 (N)
<b>5601015</b>	Gray Plug-In Quick Connect Replacement Kit for <b>5601025</b>	-	-	600	0.78	560 (N)
<b>5601016</b>	Blue Plug-In Quick Connect Replacement Kit for <b>5601026</b>	-	-	600	0.78	560 (N)
<b>5601020</b>	Battery Side Cable with Gray Plug-In Quick Connect for <b>5601025</b>	6'	4	600	2.7	560 (N)
<b>5601021</b>	Battery Side Cable with Blue Plug-In Quick Connect for <b>5601026</b>	6'	4	600	2.7	560 (N)
<b>5601017*</b>	Red Plug-In Quick Connect Replacement Kit for <b>5601032</b>	-	-	800	0.78	560 (N)
<b>5601018*</b>	Black Plug-In Quick Connect Replacement Kit for <b>5601033</b>	-	-	1000	0.78	560 (N)
<b>5601022*</b>	Battery Side Cable with Red Plug-In Quick Connect for <b>5601032</b>	7.5'	1	800	2.7	560 (N)
<b>5601023*</b>	Battery Side Cable with Black Plug-In Quick Connect for <b>5601033</b>	7.5'	1	1000	2.7	560 (N)


\*Available June 2019



## Heavy-Duty Towing Light Set

- Durable 30' cord with 4-pole spring plug easily activates turn signal, brakes and tail lights
- Visible for up to one mile
- Includes plastic storage case



Part No.	Description	Cat.
 TL257M	Towing Lights, Plastic Storage Case	889 (N)

## 4" Round Rechargeable Magnetic Road Strobe/Flare

IP 67




- 1.25" thick x 4.25" diameter
- Rechargeable 110V AC
- USB and 12 VDC adapter included
- 9 flash patterns



8891016  
Single road strobe/flare



8891018  
Case of 6 road strobe/flare

Part No.	Size	LEDs	Color	Amp	Flash	Wt. (lbs.)	Cat.
 8891016	4"	16	Amber	0.50	(1) LED Road Flare, (1) 12 volt and 110 volt charging connections	0.85	889 (N)
 <b>NEW</b> 8891017* Pack of 4 with Charging Case	4"	16	Amber	0.50	Case includes (4) LED road flares, 12 volt and 110 volt charging connections. Storage doubles as a charging base	0.85	889 (N)
 8891018 Pack of 6 with Charging Case	4"	16	Amber	0.50	Case includes (6) LED road flares, 12 volt and 110 volt charging connections. Storage doubles as a charging base	6.42	889 (N)

\*Available June 2019

For Charge/Run Times Visit [BuyersProducts.com](http://BuyersProducts.com)

## Self-Grounding Backup Alarms

2-YEAR  
WARRANTY  
12-24  
VOLTS  
SAE  
J1934




- Low frequency tone
- Epoxy sealed from moisture, dust & vibration
- Self-grounding
- Full-color display box
- Meets OSHA, Bureau of Mines, GSA & all state regulations



BA0972



BA102/BA107

Part No.	Description	Cat.
 BA0972	97 dB, 4"L x 1-5/8"W x 2-5/8"T	888 (N)
 BA102	102 dB, 4"L x 1-5/8"W x 2-5/8"T	888 (N)
 BA107	107 dB, 4"L x 1-3/4"W x 3-1/16"T	888 (N)



Products are Retail Packaged



# Switches & Switch Panels

## Pre-wired Illuminated Switch Panels



6391001

- Single Switch Panel, Prewired and fused
- 10 Amp, On-Off
- 2"L x 1.625"W x 2.25"T
- Backlit



6391002

- Double Switch Panel
- 15 Amp, On-Off
- 3"L x 1.625"W x 2.25"T
- Backlit



6391003

- Triple Switch Panel, Prewired and fused
- 20 Amp, On-Off
- 3.875"L x 1.625"W x 2.25"T
- Backlit



6391004

- Quad Switch Panel (2)
- 10 Amp
- On-Off
- 4.75"L x 1.625"W x 2.25"T
- Backlit

Part No.	Description	Cat.
6391001	Switch Panel, Single, On-Off Illuminated	639 (N)
6391002	Switch Panel, Double, On-Off Illuminated	639 (N)
6391003	Switch Panel, Triple, On-Off Illuminated	639 (N)
6391004	Switch Panel, Quad, On-Off Illuminated	639 (N)
6391101	Replacement Rocker Switch, On/Off Red, 12VDC	639 (N)

## 8 Function Switch Panel



- Each push button is back lit and accommodates a legend with 40 custom decals
- LED status indicator for each switch
- 15 amps/switch power module
- Pre-wired harness

See buyersproducts.com for more details.

Part No.	Description	Cat.
6391308	8 Function Panel Switch, Illuminated-On, Prewired	639 (N)

## Pre-Wired Switch Panels



6391204



6391205



6391206, 6391207

Part No.	Description	Cat.
6391204	4 Switch Panel: (3) On/Off, (1) Momentary	639 (N)
6391205	5 Switch Panel: (3) Lights, (1) Flash Button, (1) On/Off	639 (N)
6391206	6 Switch Panel: (4) On/Off, (2) Momentary, with LED Indicators and Harnesses	639 (N)
6391207	6 Switch Panel: (4) On/Off, (2) Momentary, with LED Indicators and Harnesses	639 (N)

## Pre-Wired Switch Panels



6391208



6391209

Part No.	Description	Cat.
6391208	Used with Modular 49", 54", & 60" Lightbars Switch Panel, 7 Function, Multi-Purpose, Programmable	639 (N)
6391209	Used with Modular 49", 54", & 60" Lightbars Switch Panel, 8 Function, Multi-Purpose, Programmable, with Relays	639 (N)

## Pre-wired Illuminated Switch Boxes



6391104


- 12V pre-wired switch boxes fused with relay & circuit breaker
- Individually fused
- Backlit
- Multiple legends included



6391106

Part No.	Description	Cat.
6391104	4- Function Backlit Switch Box (3) 20 Amp, (1) 40 Amp	639 (N)
6391106	6- Function Backlit Switch Box (5) 20 Amp, (1) 40 Amp	639 (N)
6391101	Mini Rocker Switch, On-Off, Illuminated, Replacement	639 (N)

## Mini Round Rocker Switches



- .75" mini rocker switch

Part No.	Description	Cat.
6391100	On-Off, Illuminated	639 (N)
6391102	On-Off	639 (N)
6391103	On-Off-On	639 (N)
6391105	Momentary-On	639 (N)

## Pre-wired Switch with Momentary Button



- On-off, flash pattern control
- 15' Pre-wired cable
- 10 Amp
- 2-1/2"L x 1-1/2"W x 1"H
- Commonly used with strobes on pages C25-C33

Part No.	Description	Cat.
6391215	Switch Panel, On-Off with Flash Pattern	639 (N)

## Panel Mount Momentary Push Button Switch



- Weatherproof, dust proof, single pole, single throw
- Rubber cap & mounting nut assembly, two screw terminals with lock-washers
- Mounting stem 5/8"-32 Thd., 21/32" long
- Max 35 amps

Part No.	Description	Cat.
BSW90030	Switch, Momentary Push Button	639 (N)

## 50 AMP Rotary Switch



- Commonly used with tarp gear motors
- Heavy-duty 50 AMP rotary switch controls forward and reverse motion of a 12-volt motor. No relay required
- Momentary on/off/momentary on lever type actuator
- 4 screw terminals with silver laminated contacts
- M12 x 1.0 mounting threads
- Aluminum name plate included

Part No.	Description	Cat.
SW710	Switch, 50 AMP, Rotary, Momentary	639 (N)

## 12 Volt Momentary Switch



- Push for ON, Spring return for OFF
- Two brass terminals
- Two 5/8"-32 brass screws
- 2-5/16" long OD
- 5/8" diameter mounting hole, fits through 3/4" thick panel
- Moisture repellent insulator

Part No.	Description	Cat.
SW901	Switch, Momentary, 12V, (2) Terminals	639 (N)

## Rocker Switch &amp; Bracket



- Commonly used with tarp gear motors

*shown with bracket installed must purchase separately*

Part No.	Description	Cat.
3014187	12 Volt, Double Momentary Open/Close	639 (N)
3014188	Rocker Switch Bracket	639 (N)

## LED Strobe Controller



- LED strobe flasher
- Includes 2-sided 3M mounting tape and 3 wire taps
- 12-24V
- 6 Amps
- Commonly used with strip lights on page C14

Part No.	Description	Cat.
5621002	Controller, Strobe, LED, 12VDC, 6 Amps	639 (N)

## Heavy Duty Rotary On/Off Switch



- Single pole battery disconnect, two position (on & off)
- 12V DC, 20A continuous 125A intermittent +15 sec.on, min off
- Two 3/8" copper terminal studs
- Brass mounting stem
- 3/4"-16 Thd., 23/32" long, fits through 3/16" thick panel

Part No.	Description	Cat.
SW700	Switch with Face Plate	639 (N)

## High-Low Beam Push-Button Switch



- Single pole, single throw switch with 5/16"-24 Thd.
- Stud terminals 29/32" mounting holes 1-3/4" on center
- Top of button extends 1" above faceplate

Part No.	Description	Cat.
BSW002	Switch, Tailgate, Heavy-Duty	600 (N)

## 12V Recessed Toggle Switch



- 12 VDC, 10 AMP switch with panel mount
- Two blade terminals
- Recessed pan protects switch from impacts & accidental activation
- 20 gauge zinc plated steel pan
- 2" diameter mounting hole

Part No.	Description	Cat.
SW911	Switch, Toggle, 12V (2) Blade Terminals and Recessed Panel Mount	639 (N)
SW9111	Switch, Toggle, 12V (2) Blade Terminals	639 (N)





# Circuit Breakers, Solenoids, and Motors

## Hi-Amp Circuit Breakers


- For cranes, dump hoists, liftgates, plows, spreaders, etc.
- Auto reset or a manual reset, push-to-trip
- 1/4-28 silver plated studs and stainless steel nuts with rubber boots
- Waterproof



Part No.	Amps	Action	Cat.
CB30PB	30	Manual Reset, Push-to-Trip	560 (N)
CB50	50	Auto Reset	560 (N)
CB50PB	50	Manual Reset, Push-to-Trip	560 (N)
CB60	60	Auto Reset	560 (N)
CB60PB	60	Manual Reset, Push-to-Trip	560 (N)
CB80PB	80	Manual Reset, Push-to-Trip	560 (N)
CB90PB	90	Manual Reset, Push-to-Trip	560 (N)
CB100	100	Auto Reset	560 (N)
CB100PB	100	Manual Reset, Push-to-Trip	560 (N)
CB120PB	120	Manual Reset, Push-to-Trip	560 (N)
CB150	150	Auto Reset	560 (N)
CB150PB	150	Manual Reset, Push-to-Trip	560 (N)
CB200PB	200	Manual Reset, Push-to-Trip	560 (N)
CB1	Terminal Adapter for Larger Eyelets		520 (N)

## Hi-Amp Large Frame Circuit Breakers


- For cranes, dump hoists, liftgates, plows, spreaders, etc.
- Auto reset or a manual reset, push-to-trip
- 3/8" silver plated steel studs and nuts with rubber boots provide additional clearance for heavy gauge connectors
- Waterproof



Part No.	Amps	Action	Cat.
CB151	150	Auto Reset	560 (N)
CB151PB	150	Manual Reset, Push-to-Trip	560 (N)
CB201	200	Auto Reset	560 (N)
CB201PB	200	Manual Reset, Push-to-Trip	560 (N)
CB62PB	60	Manual Reset, Push-to-Trip	560 (N)
CB102PB	100	Manual Reset, Push-to-Trip	560 (N)
CB152PB	150	Manual Reset, Push-to-Trip	560 (N)
CB202PB	200	Manual Reset, Push-to-Trip	560 (N)
CB251PB	250	Manual Reset, Push-to-Trip	560 (N)

## Hi-Amp Panel Mount Circuit Breakers

- For cranes, dump hoists, liftgates, plows, spreaders, etc.
- Auto reset or a manual reset, push-to-trip
- Panel mount with 1/4-28 stainless steel studs
- Waterproof



Part No.	Amps	Description	Cat.
CB62PB	60	Manual Reset, Push-to-Trip	560 (N)
CB102PB	100	Manual Reset, Push-to-Trip	560 (N)
CB152PB	150	Manual Reset, Push-to-Trip	560 (N)
CB202PB	200	Manual Reset, Push-to-Trip	560 (N)

## Counter Clockwise Rotation Motor



Part No.	Description	Cat.
M3100	12 Volt D.C. Motor Less Drive End, Tang Shaft	639 (N)

## Bi-Rotational Motor



Part No.	Description	Cat.
M3300	12 Volt, DC Motor	639 (N)

## Solenoids and Motors

## Clockwise Rotation Motor with Spline Output Shaft



Part No.	Description	Cat.
<b>M3400</b>	12 Volt D.C. Motor with 9-Spline Output Shaft	639 (N)

## Continuous Duty 12 Volt Plastic Case Solenoid (Insulated)

- Waterproof, sealed design
- 11/32" holes, 3" on center
- 5/16"-24 Thd. terminals
- 10-32 coil terminals



1306317



1304719

Part No.	Description	Cat.
<b>1306317</b>	Solenoid, 12V, Motor Relay, Continuous	639 (N)
<b>1304719</b>	Solenoid, 12V, 150 AMP, Motor Relay, Intermittent	639 (N)

## Solenoid Switch Kit



1306600



3014186

- 150 AMPS, grounded coils
- Alloy silver-plated contact material, intermittent-duty
- Ideal for any application that requires reversing motion (truck winch, tarp systems, boat lifts, RV slide-out, RV leveling systems)

Part No.	Description	Cat.
<b>1306600</b>	Solenoid, grounded, Reversing Polarity	639 (N)
<b>3014186</b>	Plastic Cover for 1306600	639 (N)

## 12 Volt Steel Case Solenoid (Insulated)



- Continuous-duty
- 5/16"-24 thread terminals
- Ground connection applied to center terminal activates solenoid
- Compares to Cole-Hersee® #24059

Part No.	Description	Cat.
<b>1306515</b>	Solenoid, Steel, 12V, Continuous Duty	639 (N)

## Canister Type Solenoid



- Push for ON, Spring return for off
- 5/16"-24 Thd. terminals
- 1" diameter mounting hole
- Fits through 1/4" panel thickness
- Button extends 1" above faceplate

Part No.	Description	Cat.
<b>B63322</b>	Solenoid - Canister	639 (N)

## Intermittent 12 Volt Plastic Case Solenoid (Insulated)

- 5/16"-24 Thd. terminals
- 9/32" x 25/64" holes, 27/64" on center



1306070



1306300

Part No.	Description	Cat.
<b>1306070</b>	Intermittent-duty, +12V to Activate	639 (N)
<b>1306300</b>	Intermittent-duty, GND to Activate	639 (N)

## Grounded 12 Volt Steel Case Solenoid (Insulated)



- **B98596:**
- Continuous-duty
- 5/16"-24 Thd. terminals
- 12 volts applied to center terminals activates solenoid
- **1306505:**
- Continuous-duty
- 5/16"-24 thread terminals
- 29/32" x 25/64" holes, 27/64" on center
- Ground connection applied to center terminal activates solenoid

Part No.	Description	Cat.
<b>B98596</b>	Solenoid-Steel Case with Slots	639 (N)
<b>1306505</b>	Solenoid, Steel, Ground-Activate	639 (N)

## Clockwise Rotation Motor



Part No.	Description	Cat.
<b>M3200</b>	12 Volt D.C. Motor Less Drive End Tang Shaft	639 (N)



# Meters, Battery Bolt Adapters, Safety

## Hour Meter



- Low power, low cost reliable hour meter with quartz timing
- Compact, tamper proof meter is sealed against moisture and dirt
- Mechanical indicating counter requires no battery
- 2.75" dia. x 1.875" deep

Part No.	Description	Cat.
<b>B40B45</b>	10-80V DC Hour Meter	630 (N)

## Master Battery Isolator Switch



- Rated 100 amps continuous, 500 amps surge, at 12 volts
- Four 3/16" diameter mounting holes
- Key and water resistant cover included

**6391201**  
replacement key

Part No.	Description	Cat.
<b>6391200</b>	Master Battery Disconnect Switch	639 (N)

## Dual Battery Isolator Switch



- 1000 Amp Surge/300 Amp Continuous for 5 Seconds
- 12-28 VDC
- IP54 Rated
- Silver Plated Contacts

Part No.	Description	Cat.
<b>6391050</b>	Dual Battery Isolator Switch, 300A	639 (N)

## Locking Battery Disconnect Switch



- 2500 Amp Surge/250 Amp Continuous for 5 Seconds
- 12-24VDC
- Complies with OSHA 1910.147 Lock-out/Tag-out

Part No.	Description	Cat.
<b>6391005</b>	Battery Disconnect Switch, Dual, 250A	639 (N)

## Brass Battery Bolt Adapters, Bulk



**BA1**



**BA2**



**BA3**



**BA4**


- Organize and protect battery connections
- Reduce corrosion of battery and connections
- Reduce warranty claims
- Replaces standard battery bolts
- Attach lights, backup alarms, lift gates, plows, spreaders, winches, etc.

Part No.	Description	Cat.
<b>BA1</b>	Bolt, Brass, Side Terminal, 3/8-16	520 (N)
<b>BA2</b>	Bolt, Brass, Side Terminal, 3/8-24	520 (N)
<b>BA3</b>	Bolt, Brass, Top Term, Bulk with Nut	520 (N)
<b>BA4</b>	Bolt, Brass, Terminal Tap & Ground, Side Mount Bulk	520 (N)

## Dual Fuse Holders




**5601000**



**5601005**







**5601007**



**5601010**

- Turns one fuse slot into two
- Fuse not included.

Part No.	Description	Cat.
 <b>5601000</b>	Dual Fuse Holder Dual ATM Mini Fuse Holder 10 Amp Main, 5 Amp Added	639 (N)
 <b>5601005</b>	Dual Fuse Holder Dual ATM Type Low Profile, 10 Amp Main, 5 Amp Added	639 (N)
 <b>5601007</b>	Dual Fuse Holder Dual ATR Type Micro, 10 Amp Main, 5 Amp Added	639 (N)
 <b>5601010</b>	Dual Fuse Holder Dual ATO/ATC Fuse Holder 10 Amp Main, 5 Amp Added	639 (N)



# Junction Boxes, Fuse Block, Battery Protector & Electric Converter

## Junction Boxes



	Part No.	Description	Cat.
	5601100	PP Electrical Junction Box with 7 Terminals 8-3/8"L x 3-7/8"W x 2-3/8"T	639 (N)
	5601101	ABS Electrical Junction Box with 7 Color-Coded Terminals, Retail Packaged 8"L x 3-1/4" W x 2-3/16" T	639 (N)

## 6-Way Fuse Block With Cover



- For use with ATC/ATO blade-type fuses (fuses not included)
- 25 Amps max per circuit with 150 Amp max per block
- Includes two tin-plated copper 10-32 studs and six tin-plated copper terminal screws
- Clear polycarbonate removable cover for easy viewing

	Part No.	Description	Cat.
	5601006	6-Way Fuse Block with Cover	639 (N)

## Low Voltage Battery Protector



- Automatically shuts off power to accessories to preserve engine starting battery capacity
- 12 Volt 20 Amp solid state
- Over current protection
- 4-wire terminal
- Compact size
- Durable metal case

	Part No.	Description	Cat.
	5601012	Disconnect, Power, Voltage, Low, 5 Min	639 (N)

## Electric Converter



- Convert 110C AC to 12V DC
- 5A Output
- 1/4" MQD(-), 1/4" FQD(+)
- Perfect for showroom displays

	Part No.	Description	Cat.
	3023432	Electric Adaptor	639 (N)



IMPORTANT NOTE: Every lamp, reflex reflector, and conspicuity treatment (device) must be permanently attached in the location specified below and must comply with all applicable requirements prescribed for it by FMVSS/CMVSS 108. The face of any device on the front/rear and sides should be, respectively perpendicular and parallel to vehicle centerline, unless it is photometrically certified at installation angle. No part of the vehicle shall prevent any device from meeting its prescribed requirements unless an auxiliary device meeting all prescribed requirements is installed.

In Canada: Manufacturers and importers of vehicles must have the proper certification test records demonstrating compliance of lighting components with all prescribed requirements.

### BASIC EQUIPMENT REQUIRED ON ALL TRUCKS, BUSES & MPVs

DESCRIPTION				MANDATORY REQUIREMENTS			
Area	Equipment	(SAE Lens Coding)	Functional Purpose	Minimum Required	Color	Location	Height mm (in.) from the ground
1	Headlamps - Lower Beam Attention: US: "DOT" lettering required on lens Attention: US & Canada: light source code required on lens	(H, HR)	Forward road illumination	2	White	On the front - symmetrical - as far apart as practicable (If 4 lamp system - outboard or above upper beams)	560-1370 (22-54)
	Headlamps - Upper Beam Attention: US: "DOT" lettering required on lens Attention: US & Canada: light source code required on lens	(H, HR)	Forward road illumination	2	White	On the front - symmetrical (If 4 lamp system - inboard or below lower beams)	560-1370 (22-54)
	Parking Lamps-Attention: Required only on vehicles less than 2032mm wide	(P)	Indicate parked vehicle	2	White or Yellow	Front - symmetrical - as far apart as practicable	380-1530 (15-60)
	Daytime Running Lamps - Attention: for Canada required, for US optional. Attention: for US, "DRL" lettering required on lens if device is not headlamp	(Y2)	Indicate in-use vehicle	2	White or Yellow	Front - symmetrical - as far apart as practicable	380 (15) minimum Maximum depends on type of DRL
	Front Turn Signal/Hazard Warning Lamps	(I)	Indicate direction of turn / identify disabled vehicle	2	Yellow	Front - symmetrical - as far apart as practicable	380-2110 (15-83)
2	Front Clearance Lamps- Attention: Required for vehicles 2032mm wide or wider *photometrically certified at installation angle	(P2, PC* or P3*, PC2)	Show vehicle's width	2	Yellow	At widest point - symmetrical - on the front or near the front - facing forward	As high as practicable
3	Front Identification Lamps (ID)	(P2 or P3)	Indicate presence of a wide vehicle	Exactly 3	Yellow	on the front - center - horizontally spaced 150 mm (6 in.) to 300 mm (12 in.) apart	As high as practicable or on top of cab
4a	Front Side Marker Lamps *photometrically certified at installation angle	(P2, PC* or P3, PC2*)		2	Yellow	Each side at front - as far forward as practicable	380 (15) minimum
4b	Front Side Reflex Reflectors	(A)	Front and Rear side marker lamps / side	2	Yellow	At front - symmetrical - as far forward as practicable - facing sideward	380-1530 (15-60)
5a	Rear Side Marker Lamps ** *photometrically certified at installation angle	(P2, PC* or P3, PC2*)	reflex reflector indicate vehicle's presence and length	2	Red	Each side at rear - as far back as practicable	380 (15) minimum
5b	Rear Side Reflex Reflectors*** ** not required on Truck Tractors	(A)		2	Red	Each side at rear - as far back as practicable - facing sideward	380-1530 (15-60)
6	Rear Clearance Lamps Attention: Required for vehicles 2032mm wide or wider, but not required on Truck Tractors *photometrically certified at installation angle	(P2, PC* or P3, PC2*)	Show vehicle's width - MAY NOT be combined with tail lamps	2	Red	At widest point - symmetrical - on the rear or near the rear - facing rearward	As high as practicable-may be lower only if rear ID lamps are at the top
7	Rear Identification Lamps (ID) Attention: Required for vehicles 2032mm wide or wider, but not required on Truck Tractors	(P2 or P3)	Indicate presence of a wide vehicle	Exactly 3	Red	Rear - center - horizontally spaced 150 mm (6 in.) to 300 mm (12 in.) apart, facing rearward	in Canada : at the top - maybe lower if door header narrower than 25mm in USA: as high as practicable

Area	Equipment	(SAE Lens Coding)	Functional Purpose	Minimum Required	Color	Location	Height mm (in.) from the ground
8	Tail Lamps	(T)	Indicate vehicle's presence and width	2	Red	On the rear - symmetrical - as far apart as practicable	380-1830 (15-72)
	Stop Lamps	(S)	Indicate braking	2	Red	On the rear - symmetrical - as far apart as practicable	380-1830 (15-72)
	Rear Turn Signal/Hazard Warning Lamps	(I)	Indicate direction of turn/ identifies disabled veh.	2	Red or Yellow	On the rear - symmetrical - as far apart as practicable	380-2110 (15-83)
	Rear Reflex Reflectors	(A)	Show vehicle's presence and width	2	Red	On the rear - symmetrical - as far apart as practicable - facing rearward	380-1530 (15-60)
9	Backup Lamp	(R)	Illuminate ground behind the vehicle and alert road users	1	White	Rear	No requirement
10	License Plate Lamp(s)	(L)	Illuminates license plate	1	White	On the rear - above or at the sides of license plate	No requirement
11	Center High Mounted Stop Lamp Attention: Required for vehicles less than 2032mm wide and 4536kg	(U3)	Indicates braking	Minimum 1	Red	On the rear - centerline of the vehicle	860 (34) minimum

## ADDITIONAL EQUIPMENT FOR SPECIFIC VEHICLES

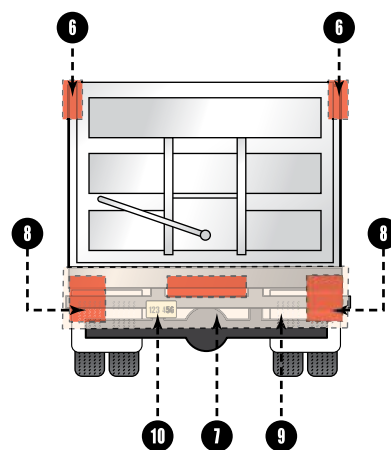
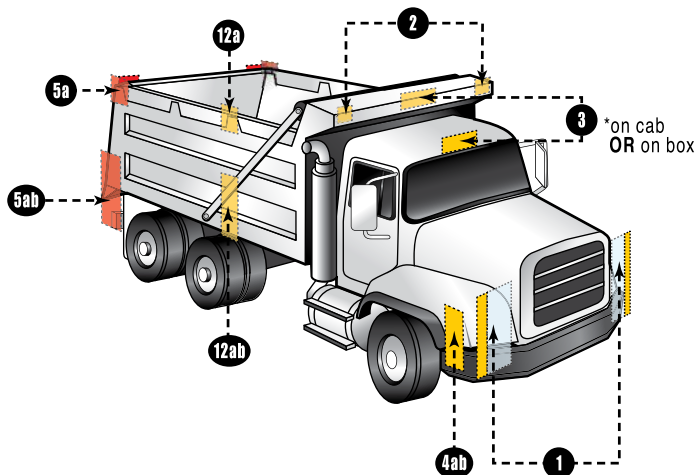
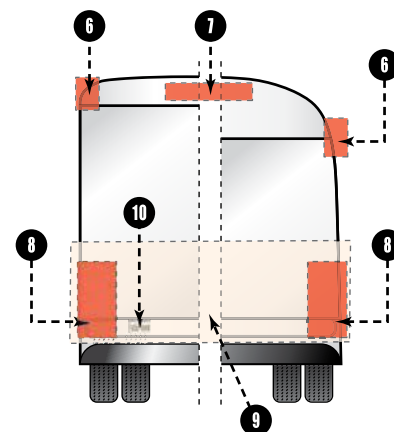
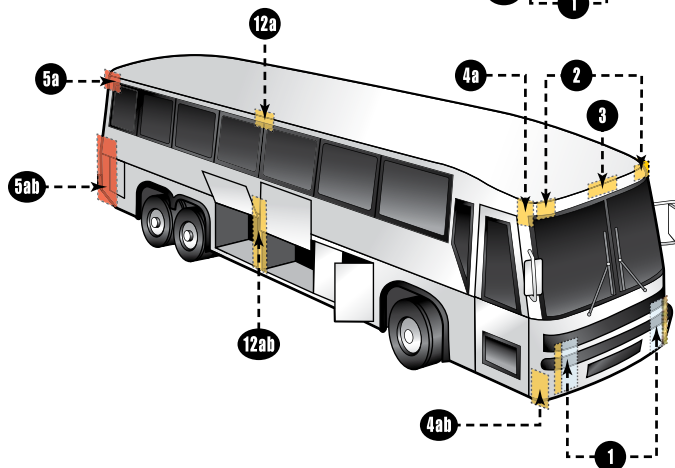
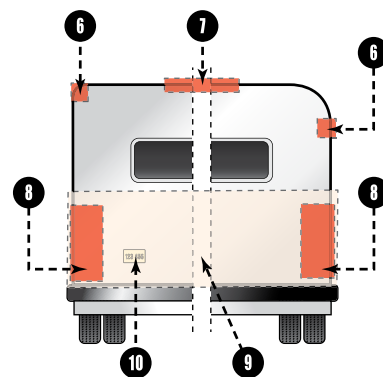
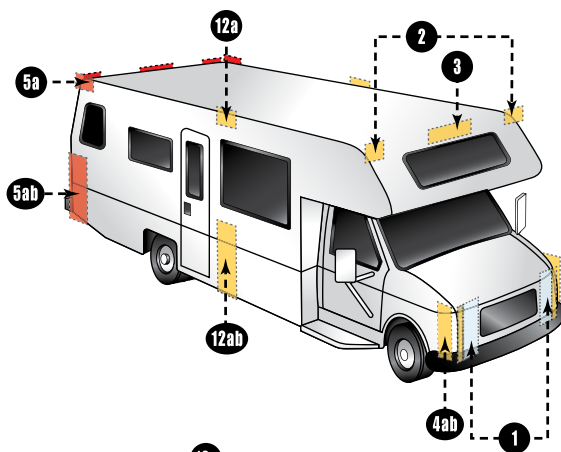
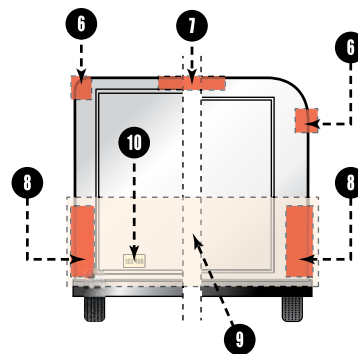
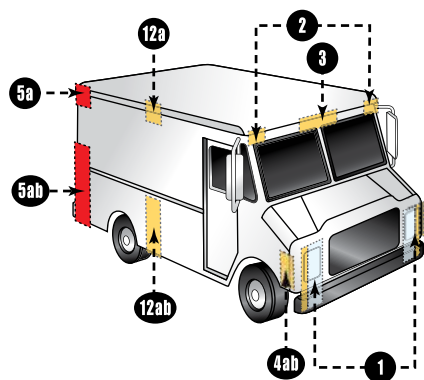
### VEHICLES 9.1 m (30 ft.) LONG OR LONGER

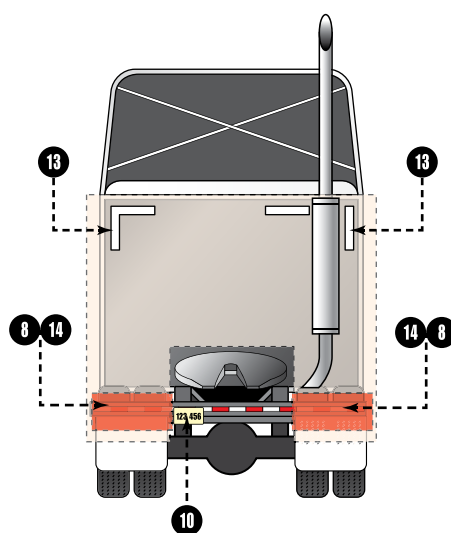
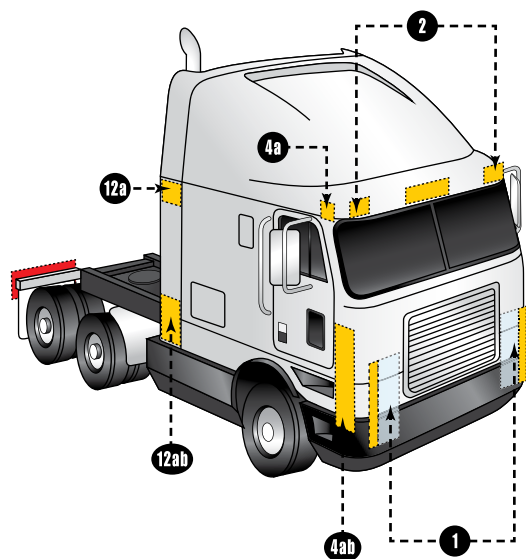
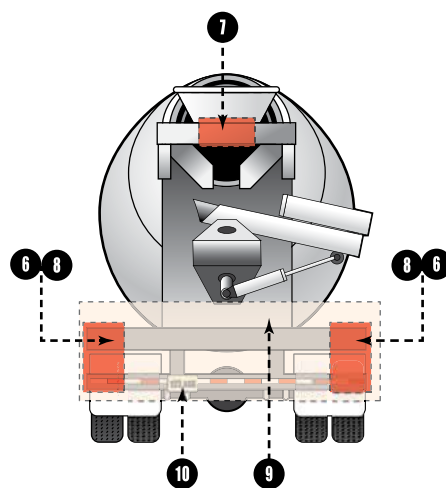
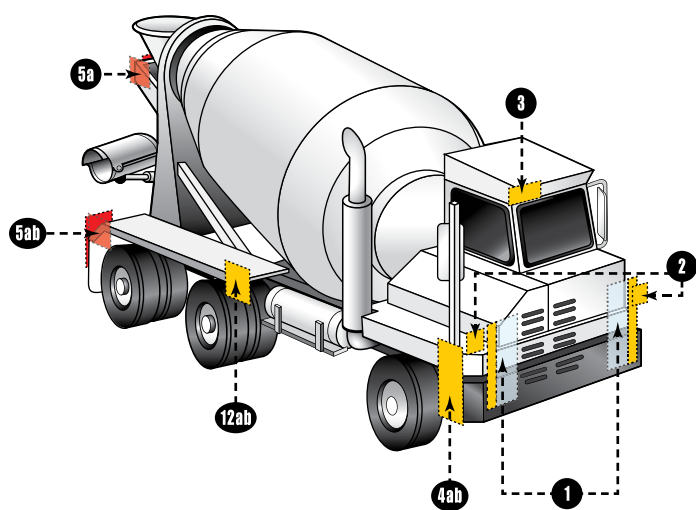
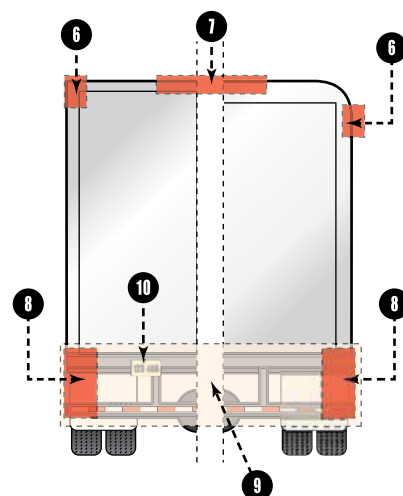
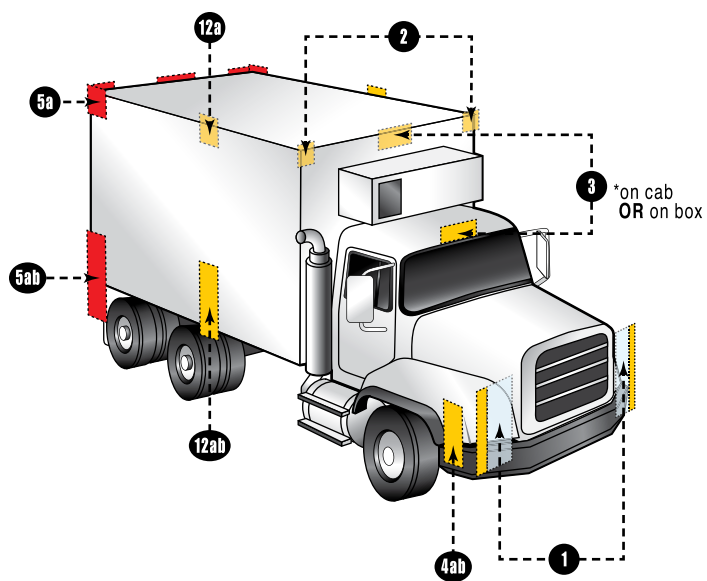
DESCRIPTION				MANDATORY REQUIREMENTS			
Area	Equipment	(SAE Lens Coding)	Functional Purpose	Quantity	Color	Location	Height mm (in.) from the ground
12a	Intermediate Side Marker Lamps	(P2 or PC)	Indicate presence of a long vehicle	Minimum 2	Yellow	Each side near center	380 (15) minimum
12b	Intermediate Side Reflex Reflectors	(A)	Indicate presence of a long vehicle	Minimum 2	Yellow	Each side near center - facing sideward	380-1530 (15-60)

## TRUCK TRACTORS

DESCRIPTION		MANDATORY REQUIREMENTS					
Area	Conspicuity Treatment	DOT Code	Quantity	Color	Location	Height	Options
13	Rear Upper Body Marking	DOT-C, DOT-C2, DOT-C3, or DOT-C4	Exactly 2 pairs of 300mm long strips	White	Rear upper corners of cab - facing rearward	As high as practicable excluding fairings	
14	Rear Marking	DOT-C, DOT-C2, DOT-C3, or DOT-C4	Exactly 2 sections of min. 600mm each	Red/ White	Rear - facing rearward - on fenders, on mud flaps brackets, or within 300mm below of the top of mud flaps	As horizontal as practicable and not higher than 1525 mm from the ground	If mud flaps not used - on the cab or frame mounted brackets







## TRAILERS: FEDERAL LIGHTING EQUIPMENT LOCATION REQUIREMENTS

IMPORTANT NOTE: Every lamp, reflex reflector, and conspicuity treatment (device) must be permanently attached in the location specified below and must comply with all applicable requirements prescribed for it by FMVSS/CMVSS 108. The face of any device on the front/rear and sides should be, respectively perpendicular and parallel to vehicle centerline, unless it is photometrically certified at installation angle. No part of the vehicle shall prevent any device from meeting its prescribed requirements unless an auxiliary device meeting all prescribed requirements is installed.

In Canada: Manufacturers and importers of vehicles must have the proper certification test records demonstrating compliance of lighting components with all prescribed requirements.

### BASIC EQUIPMENT REQUIRED ON ALL TRAILERS

DESCRIPTION				MANDATORY REQUIREMENTS			
Area	Equipment	(SAE Lens Coding)	Functional Purpose	Quantity	Color	Location	Height mm (in.) from the ground
1	Tail Lamps	(T)	Indicate vehicle's presence and width	Minimum 2	Red	On the rear - symmetrical - as far apart as practicable	380-1830 (15-72)
	Stop Lamps	(S)	Indicate braking	Minimum 2	Red	On the rear - symmetrical - as far apart as practicable	380-1830 (15-72)
	Rear Turn Signal Lamps	(I)	Indicate direction of turn	Minimum 2	Red or Yellow	On the rear - symmetrical - as far apart as practicable	380-2110 (15-83)
	Rear Reflex Reflectors	(A)	Indicate vehicle's presence and width	Minimum 2	Red	On the rear - symmetrical - as far apart as practicable - facing rearward	380-1530 (15-60)
2	License Plate Lamp(s)	(L)	Illuminates license plate	Minimum 1	White	On the rear - above or at the sides of license plate	No requirement
3	Rear Side Marker Lamps *photometrically certified at installation angle	(P2,PC* or P3, PC2*)	Front and rear side marker lamps / side reflex reflectors indicate vehicle's presence and length	Minimum 2	Red	Each side at rear - as far back as practicable	380-1530 (15-60) no max. for veh. under 2.032m(80") wide
	Rear Side Reflex Reflectors	(A)		Minimum 2	Red	Each side at rear - as far back as practicable facing sideward	380-1530 (15-60)
4a	Front Side Marker Lamps * photometrically certified at installation angle	(P2, PC* or P3, PC2*)		Minimum 2	Yellow	Each side at front - as far forward as practicable	380 (15) minimum
4b	Front Side Reflex Reflectors	(A)		Minimum 2	Yellow	Each side at front - as far forward as practicable facing sideward	380-1530 (15-60)

### ADDITIONAL EQUIPMENT FOR TRAILERS EXCEEDING THE FOLLOWING PARAMETERS

#### LENGTH 9.1 m (30 ft.) OR LONGER

DESCRIPTION				MANDATORY REQUIREMENTS			
Area	Equipment	(SAE Lens Coding)	Functional Purpose	Quantity	Color	Location	Height mm (in.) from the ground
5a	Intermediate Side Marker Lamps	(P2 or P3)	Indicate presence of a long vehicle	Minimum 2	Yellow	Each side near center - facing sideward	380 (15) minimum
5b	Intermediate Side Reflex Reflectors	(A)	Indicate presence of a long vehicle	Minimum 2	Yellow	Each side near center - facing sideward	380-1530 (15-60)

#### WIDTH 2.032 m (80 in.) OR WIDER

DESCRIPTION				MANDATORY REQUIREMENTS			
Area	Equipment	(SAE Lens Coding)	Functional Purpose	Quantity	Color	Location	Height
6	Rear Clearance Lamps * photometrically certified at installation angle	(P2, PC* or P3, PC2*)	Show vehicle's width - MAY NOT be combined with tail lamps	Minimum 2	Red	At widest point - symmetrical - on the rear or near the rear - facing rearward	As high as practicable - may be lower only if ID lamps are at the top



## TRAILERS: FEDERAL LIGHTING EQUIPMENT LOCATION REQUIREMENTS

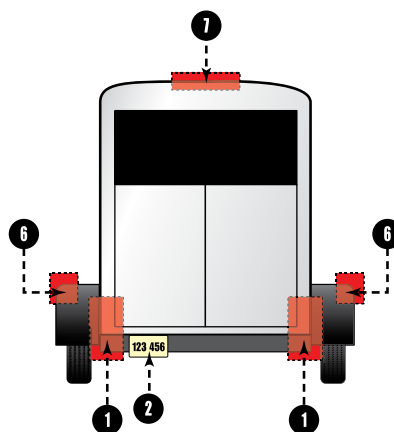
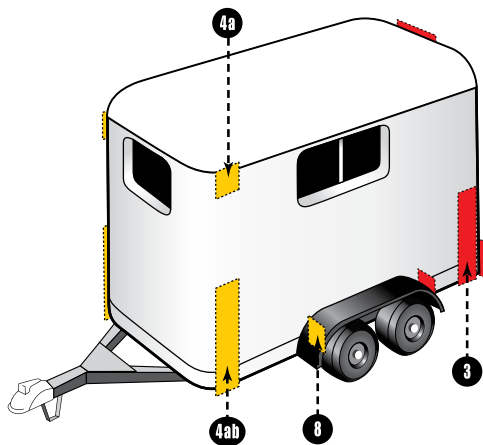
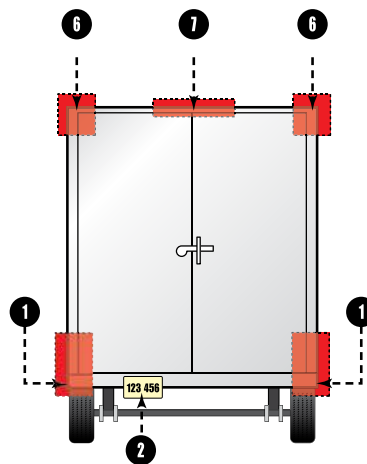
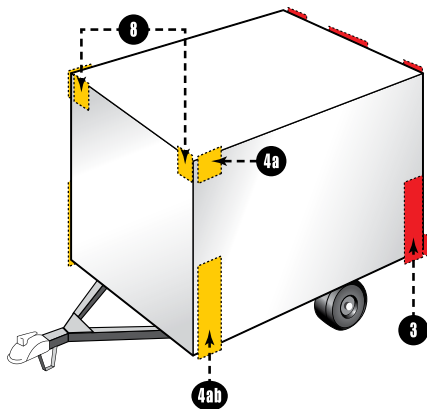
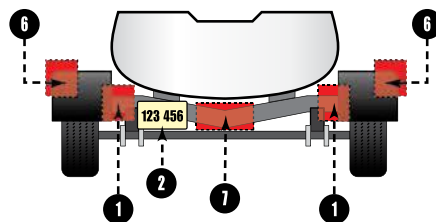
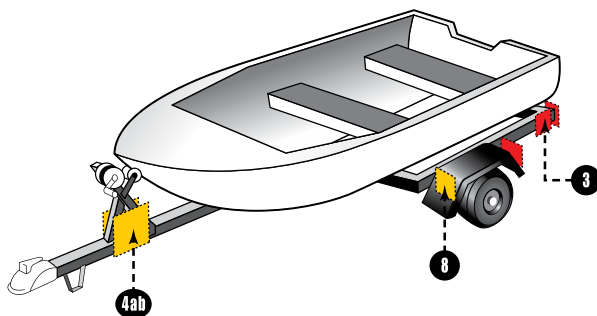
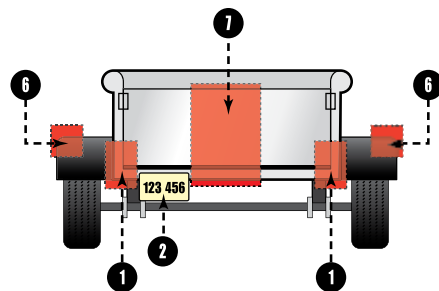
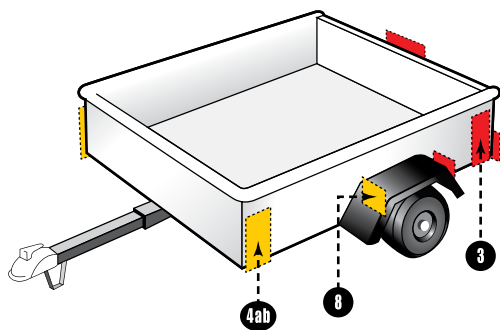
**IMPORTANT NOTE:** Every lamp, reflex reflector, and conspicuity treatment (device) must be permanently attached in the location specified below and must comply with all applicable requirements prescribed for it by FMVSS/CMVSS 108. The face of any device on the front/rear and sides should be, respectively perpendicular and parallel to vehicle centerline, unless it is photometrically certified at installation angle. No part of the vehicle shall prevent any device from meeting its prescribed requirements unless an auxiliary device meeting all prescribed requirements is installed.

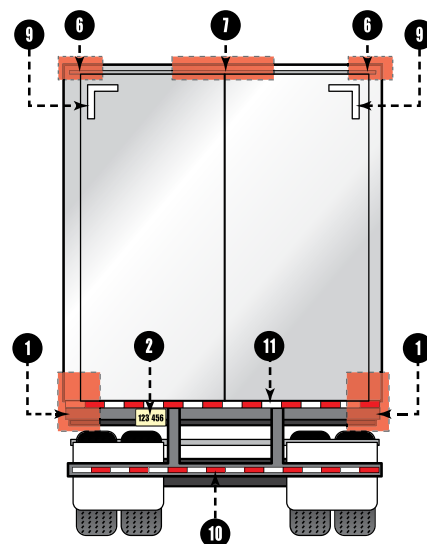
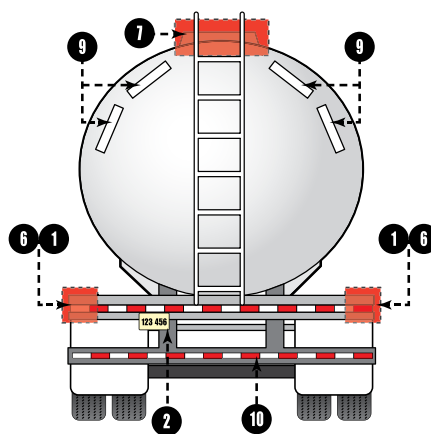
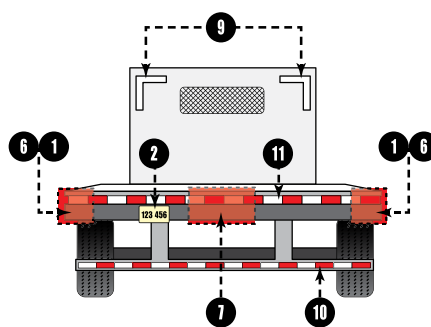
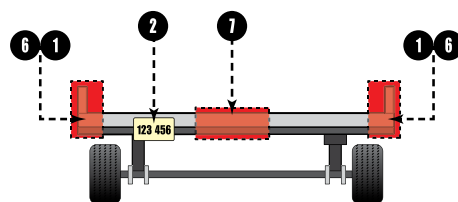
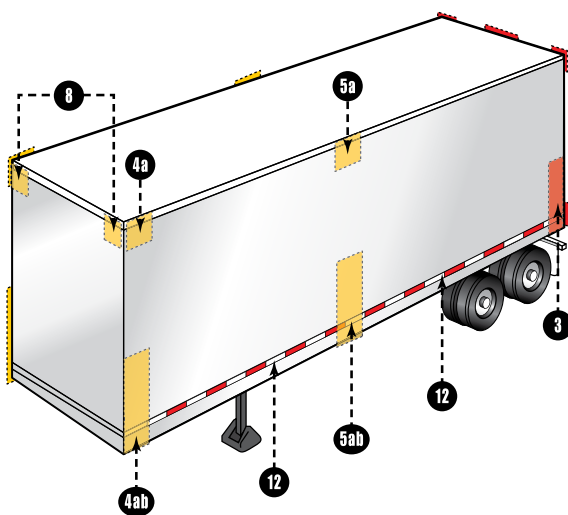
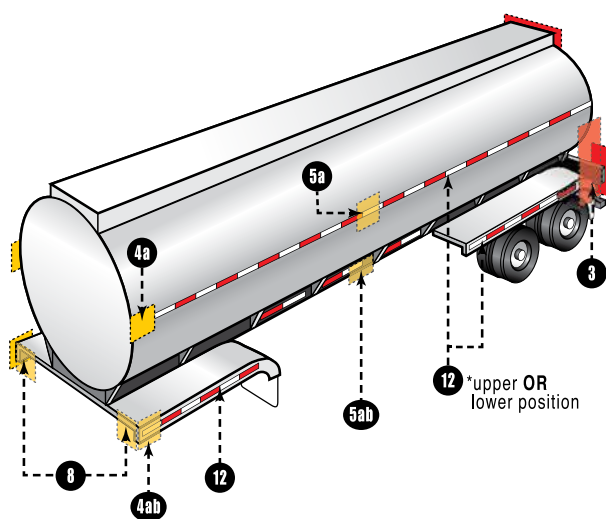
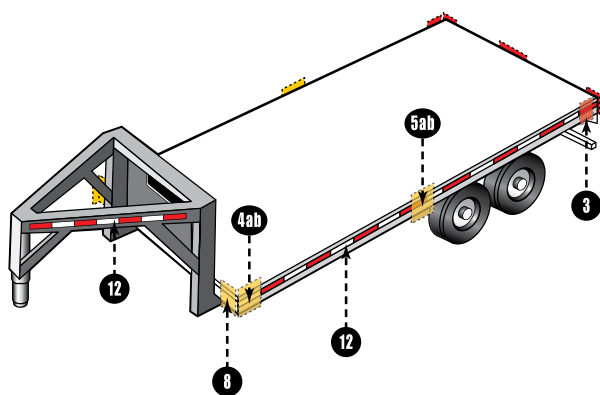
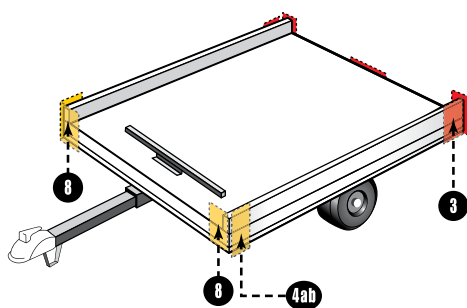
In Canada: Manufacturers and importers of vehicles must have the proper certification test records demonstrating compliance of lighting components with all prescribed requirements.

Area	Equipment	(SAE Lens Coding)	Functional Purpose	Quantity	Color	Location	Height mm (in.) from the ground
7	Rear Identification Lamps	(P2 or P3)	Indicate presence of a wide vehicle	Exactly 3	Red	On the rear - center, facing rearward - horizontally spaced 150 mm (6 in.) to 300 mm (12 in.) apart	in Canada : at the top - maybe lower if door header narrower than 25 mm in USA: as high as practicable
8	Front Clearance Lamps * photometrically certified at installation angle	(P2, PC* or P3, PC2*)	Show vehicle's width	Minimum 2	Yellow	At widest point - symmetrical - as far forward as practicable - facing forward	As high as practicable

## WIDTH 2.032 m (80 in.) OR WIDER AND GVWR 4536 kg (10,000 lb.) OR MORE

DESCRIPTION		MANDATORY REQUIREMENTS					
Area	Conspicuity Treatment	DOT Coding	Quantity	Color	Location	Height	OPTIONS
9	Rear Upper Body Marking	DOT-C, DOT-C2, DOT-C3, or DOT-C4	Exactly 2 pairs of 300mm long strips	White	On the rear upper corners - facing rearward	At the top	Reflex reflectors may not be required if they are replaced, in their required location, with conspicuity treatment  Optional in Canada Rear lower body and side conspicuity treatment may also be solid white, solid yellow, or white and yellow.
10	Bumper Bar Marking		Continuous	Red/White	On the rear bumper bar's horizontal element - full width - facing rearward	No requirement	
11	Rear Lower Body Marking		Continuous	Red/White see options	On the rear - full width of the vehicle - facing rearward	As horizontal as practicable and as close as practicable to the range of 375 to 1525 mm from the ground	
12	Side Marking		see location	Red/White see options	Each side - facing sideward - continuous, or evenly spaced over minimum of 50% of length, starts and ends as close to the front and rear or vehicle as practicable	As horizontal as practicable and as close as practicable to the range of 375 to 1525 mm from the ground	







# Industry Glossary

**AISI:** American Iron and Steel Institute

**BHN:** Brinell Hardness Number - commonly used to define the hardness of materials like metals and alloys by measuring the force needed to cause an indentation.

**CA13 rating:** specifies minimum brightness for amber colored lights

**DOT:** Department of Transportation - the agency dealing with regulations concerning both the manufacture and operation of motor vehicles and equipment

**FMVSS 108:** Federal Motor Vehicle Safety Standard regulating all type, location, and performance requirements for automotive lighting, signaling and reflective devices

**FMVSS 571.106:** DOT specs for air push lock fittings on mobile applications

**FSD:** Full scale deflection

**GPM:** Gallons per minute

**HDPE:** High Density Polyethylene

**HG:** Inches of Mercury - vacuum

**HRPO:** Hot rolled, Pickled and oiled pertaining to steel treatment

**ICC:** Interstate Commerce Commission - the former federal agency that regulated requirements for motor carriers

**JIC:** Joint Industry Committee - the organization set up to standardize hydraulic fitting specifications and symbols

**LED:** Light Emitting Diode - two-lead semiconductor light source that emits light when activated

**Lumens:** A measure of brightness in which one lumen is equal to the light of a light candle from one foot away

**MBS:** Minimum Breaking Strength - force required to make the lifting equipment fail or yield, also known as the Minimum Breaking Load (MBL).

**MGTW:** Maximum Gross Trailer Weight - The largest weight of both trailer and its contents that can be safely towed by a coupling device

**Micron:** Micrometer = .001mm or .000039 inch equal to 1 thousandth of a millimeter

**MVL:** Maximum Vertical Load - The maximum recommended static vertical load (down) that can be applied to a coupling device for safe operation.

**NPSF:** National Pipe Female Swivel

**NPSM:** National Pipe Swivel Male

**NPT:** National Pipe Thread

**NPTF:** National Pipe Thread Fine

**PSI:** Pounds per square inch

**PTO:** Power Take off Option

**RPM:** Revolutions per minute

**SAE:** Society of Automotive Engineers - set standards for automotive equipment including lighting and towing

**SAE J585:** Standards for tail lamps

**SAE J845:** Standards for optical warning devices for authorized emergency, maintenance and service vehicles

**SAE J994:** Standards for back-up alarms

**SST:** Stainless Steel

**TFT LCD:** Thin-Film-Transistor Liquid-Crystal Display

**TPI:** Threads per inch

**UHMW:** Ultra High Molecular Weight - highest density polyethylene

**UNF:** Unified National Fine - thread standard for bolts, nuts and fasteners

**VDC:** Voltage Direct Current - measurement in a DC system

**WLL:** Working Load Limit - maximum working load designed by the manufacturer

**WOG:** Water, oil and gas

**Class 1:** Warning lights are the brightest and primarily reserved for emergency vehicles or other vehicles that may need to demand right of way, warn of an emergency situation or work highly trafficked roadways

**Class 2:** Warning lights are geared for utility trucks that could be on or off road, but need to provide a significant level of movement notification

**SAE J845 and J595:** Professional, industry standards for warning lights. Include guidelines for flash timing, photometry, color and environmental requirements (SAE J845 applies to 360 degree beacons and lightbars; SAE J595 applies to directional lights)

**California Title 13:** State of California has additional requirements that apply specifically to warning lights

**PC Rated:** Light beam emitted spread out 90 degrees to either side of its centerline for a total of 180 degrees of coverage

**IP Rating (Ingress Protection):** A two-digit number that follows the code letters "IP" - the first digit represents protection against ingress of solid objects, the second digit represents protection against ingress of liquids (X represents that protection level was not formally tested for that category). The larger the value of each digit, the greater the protection

## ICON DEFINITION



The light beam emitted from this light spreads out 90 degrees to either side of its centerline for a total of 180 degrees of coverage



Ingress protection from solids is rated at a 6 meaning that it allows no ingress of dust. Ingress protection from liquids is rated at a 5 meaning that it has protection against low pressure jets of water



Ingress protection from solids is rated at a 6 meaning that it allows no ingress of dust. Ingress protection from liquids is rated at a 6 meaning that it has protection against high pressure jets of water



Ingress protection from solids is rated at a 6 meaning that it allows no ingress of dust. Ingress protection from liquids is rated at a 7 meaning that it has protection against immersion in water between 15cm to 1m deep for 30 minutes



Ingress protection from solids is rated at a 6 meaning that it allows no ingress of dust. Ingress protection from liquids is rated at an 8 meaning that it has protection against immersion in water under pressure for long periods



Ingress protection from solids has not been formally tested. Ingress protection from liquids is rated at a 6 meaning that it has protection against high pressure jets of water



Ingress protection from solids has not been formally tested. Ingress protection from liquids is rated at a 7 meaning that it has protection against high pressure jets of water



Ingress protection from solids has not been formally tested. Ingress protection from liquids is rated at an 8 meaning that it has protection against immersion in water under pressure for long periods



Meets the industry standards for warning lights to be rated SAE J595 Class 1



Meets the industry standards for warning lights to be rated SAE J595 Class 2



Meets the industry standards for warning lights to be rated SAE J845 Class 1



Meets the industry standards for warning lights to be rated SAE J845 Class 2



Meets the requirements that apply to warning lights in the state of California

## Warranty

### BUYERS PRODUCTS WARRANTY POLICY

(please see below for separate LED lighting policies)

Buyers Products warrants all products and hardware manufactured, and/or distributed by it (except those specified) to be free from defects in material and workmanship for a period of one (1) year from date of shipment. Parts must be properly installed and used under normal conditions. Any product which has been altered, including modification, misuse, accident, or lack of maintenance will not be considered under warranty. Normal wear is excluded. The sole responsibility of Buyers Products under this warranty is limited to repairing or replacing any part or part which are returned, prepaid, and are found to be defective by Buyers Products. Authorization from Buyers Products must be obtained before returning any part. No charges for transportation or labor performed on Buyers' products will be allowed under this warranty.

### LED LIGHTING

#### 1-YEAR

Buyers Products Company warranties all **Rotating Beacons**, and **Incandescent products** to the original owner against defects in workmanship and material for a period of one (1) year from the date of purchase unless otherwise specified.

#### 5-YEAR

Buyers Products Company warranties all **LED Strobe**, **LED Strip Lights**, **LED Tube Lights**, and **LED Work Light** products to the original owner against defects in workmanship and material for a period of five (5) years from the date of purchase unless otherwise specified.

#### LIMITED LIFETIME

Buyers Products Company warranties all **DOT LED Lighting** products to the original owner against defects in workmanship and material for the lifetime of the product unless otherwise specified.

Buyers Products must review each warranty claim and reserves the right to offer a refund for the original sale price of the product or replace the defective light. The one (1) year warranty is non-transferable, applies to the original owner, and is subject to the following terms and conditions. The warranty will be void in cases of misuse, severe abuse, and failure to properly install the light. Breakage of the lens or housing, corrosion at the plug, wire wicking, voltage spikes, and product failure caused by road chemicals and acid type washes are not warrantable claims. This warranty gives you specific legal rights and you may also have other legal rights that vary from state to state.



PART NO.	PAGE NO.	PART NO.	PAGE NO.	PART NO.	PAGE NO.	PART NO.	PAGE NO.	PART NO.	PAGE NO.
1304719.....	77	3024634.....	20	5622133.....	61	5624356.....	58	5652002.....	47
1306070.....	77	3024635.....	20	5622134.....	61	5624357.....	58	5652030.....	62
1306300.....	77	3024636.....	20	5622150.....	47	5624432.....	39	5652501.....	48
1306317.....	77	3024637.....	20	5622154.....	47	5624433.....	18	5652502.....	48
1306505.....	77	3024638.....	20	5622201.....	47	5624832.....	16	5652511.....	49
1306515.....	77	3024639.....	20	5622202.....	47	5624872.....	16	5652512.....	49
1306600.....	77	3024640.....	20	5622203.....	49	5624973.....	16	5652630.....	62
1311100.....	18	3024642.....	20	5622204.....	49	5625030.....	17	5652720.....	49
1311103.....	18	3024646.....	21	5622205.....	49	5625074.....	16	5653375.....	62
1311110.....	18	3024647.....	21	5622250.....	47	5625111.....	56	5653376.....	62
1492100.....	5	3024648.....	21	5622254.....	47	5625115.....	55	5653701.....	50
1492106.....	5, 11	3024649.....	21	5622304.....	49	5625117.....	56	5653702.....	50
1492107.....	5, 11	3025442.....	21	5622416.....	16	5625175.....	16	5654100.....	53
1492110.....	5	3026114.....	21	5622436.....	16	5625215.....	58	5654300.....	59
1492111.....	5	3026115.....	21	5622505.....	47, 48, 49	5625332.....	60	5655000.....	56
1492112.....	4	3026116.....	21	5622506.....	47, 48, 49	5625336.....	17	5655001.....	56
1492113.....	5	3029961.....	43	5622512.....	47	5625337.....	17	5655100.....	56
1492114.....	3	3032932.....	20	5622514.....	48	5625338.....	17	5655101.....	56
1492115.....	4	3032933.....	20	5622517.....	48	5625576.....	18	5656100.....	55
1492116.....	4	3034110.....	15	5622522.....	47	5626050.....		5656300.....	60
1492117.....	10	3034400.....	21	5622524.....	48	..... 53, 54, 55, 57, 58, 59, 60		6391001.....	74
1492118.....	11	3035768.....	15	5622525.....	48	5626090.....	16	6391002.....	74
1492119.....	11	3035770.....	15	5622526.....	48	5626101.....	53	6391003.....	74
1492125.....	2	3035781.....	15	5622527.....	48	5626130.....	54	6391004.....	74
1492126.....	2	3035783.....	15	5622537.....	16	5626131.....	54	6391005.....	78
1492127.....	3	3035896.....	16	5622550.....	48	5626156.....	53	6391050.....	78
1492128.....	7	3042509.....	21	5622551.....	48	5626157.....	53	6391100.....	75
1492129.....	9	5601000.....	78	5622638.....	16	5626191.....	16	6391101.....	74
1492130.....	3	5601005.....	78	5622716.....	49	5626201.....	57	6391102.....	75
1492134.....	9	5601006.....	79	5622726.....	49	5626206.....	57	6391103.....	75
1492135.....	11	5601007.....	78	5622739.....	16	5626208.....	58	6391104.....	74
1492137.....	9	5601010.....	78	5622754.....	62	5626209.....	58	6391105.....	75
1492138.....	12	5601012.....	79	5623000.....	63	5626210.....	58	6391106.....	74
1492139.....	12	5601015.....	72	5623001.....	63	5626211.....	58	6391200.....	78
1492145.....	2	5601016.....	72	5623050.....	50	5626292.....	16	6391204.....	21, 26, 74
1492146.....	2	5601017.....	72	5623112.....	50	5626301.....	59	6391205.....	21, 74
1492160.....	14	5601018.....	72	5623113.....	50	5626310.....	60	6391206.....	21, 74
1492161.....	14	5601020.....	72	5623122.....	50	5626311.....	60	6391207.....	26, 74
1492162.....	14	5601021.....	72	5623123.....	50	5626324.....	60	6391208.....	21, 74
1492163.....	14	5601022.....	72	5623316.....	63	5626325.....	60	6391209.....	21, 74
1492165.....	14	5601023.....	72	5623317.....	63	5626352.....	17	6391215.....	75
1492171.....	15	5601025.....	72	5623413.....	46	5626356.....	60	6391308.....	74
1492172.....	15	5601026.....	72	5623414.....	46	5626357.....	60	8882150.....	71
1492182.....	13	5601032.....	72	5623423.....	46	5626432.....	39	8883000.....	70
1492183.....	13	5601033.....	72	5623424.....	46	5626510.....	54	8883010.....	70
1492184.....	13	5601100.....	79	5623520.....	63	5626520.....	55	8883020.....	70
1492185.....	13	5601101.....	79	5623521.....	63	5626521.....	55	8883030.....	70
1492190.....	8	5609000.....	65	5623624.....	16	5626550.....	54	8883040.....	70
1492191.....	12	5609001.....	65	5623654.....	16	5626551.....	54	8883101.....	70, 71
1492193.....	10	5620250.....	63	5623711.....	50	5626552.....	54	8883102.....	71
1492194.....	8	5620251.....	63	5623712.....	50	5626553.....	54	8883103.....	71
1492195.....	8	5620350.....	63	5623750.....	50	5626700.....	55	8883104.....	71
1492196.....	7	5620351.....	63	5623755.....	16	5626734.....	55	8883105.....	71
1492197.....	6	5620352.....	63	5623812.....	50	5626738.....	55	8883106.....	71
1492199.....	10	5620354.....	63	5623822.....	50	5627036.....	17	8883108.....	71
1492215.....	4	5620355.....	63	5624050.....	52, 53, 57, 58, 59	5627038.....	17	8883110.....	5, 71
1492220.....	10	5621002.....	16, 75	5624101.....	52	5627501.....	46	8883111.....	11, 71
1492221.....	12	5621010.....	63	5624110.....	52	5627503.....	46	8883116.....	71
1492222.....	7	5621012.....	63	5624118.....	53	5627511.....	46	8883132.....	71
1492223.....	6	562109166.....	16	5624119.....	53	5627512.....	46	8883165.....	71
1492224.....	6	562133202.....	16	5624130.....	52	5627513.....	46	8883182.....	71
1492225.....	6	5621534.....	61	5624131.....	52	5627514.....	46	8883200.....	70
1492226.....	7	5621711.....	51	5624150.....	52	5627517.....	46	8883211.....	71
1492237.....	9	5621719.....	51	5624151.....	52	5627521.....	46	8890200.....	36
1492290.....	8	5621720.....	51	5624156.....	52	5627522.....	46	8890202.....	36
1493215.....	4	5621812.....	16	5624157.....	52	5627523.....	46	8890300.....	29
3014186.....	77	5621827.....	16	5624201.....	57	5627524.....	46	8890301.....	29
3014187.....	75	5621928.....	16	5624207.....	57	5627527.....	46	8890302.....	29
3014188.....	75	5622032.....	61	5624210.....	57	5627532.....	46	8890305.....	29
3014193.....	18	5622050.....	47	5624251.....	57	5627533.....	51	8890306.....	29
3014194.....	18	5622101.....	47	5624301.....	58	56296144.....	16	8890307.....	29
3016342.....	44	5622102.....	47	5624310.....	59	56297145.....	16	8890308.....	29
3023432.....	79	5622103.....	49	5624324.....	59	56298146.....	16	8890310.....	29
3024631.....	20	5622104.....	49	5624325.....	59	5651530.....	61	8890320.....	29
3024632.....	20	5622130.....	61	5624350.....	59	5651700.....	51	8890321.....	29
3024633.....	20	5622132.....	61	5624352.....	17	5652001.....	47	8890400.....	28

# Numerical Index

PART NO.	PAGE NO.	PART NO.	PAGE NO.	PART NO.	PAGE NO.	PART NO.	PAGE NO.	PART NO.	PAGE NO.
8890401	28	8891405	31	8892249	27	CB100	76	SL585ALP	41
8890402	28	8891500	33	8892250	27	CB100PB	76	SL585BLP	41
8890403	28	8891501	33	8892255	27	CB102PB	76	SL620ALP	43
8890404	28	8891502	33	8892300	29	CB120PB	76	SL630A	43
8890405	28	8891505	33	8892301	29	CB150	76	SL640ALP	44
8890406	28	8891506	33	8892303	29	CB150PB	76	SL645ALP	42
8890407	28	8891509	33	8892304	29	CB151	76	SL650A	44
8890408	28	8891600	35	8892309	29	CB151PB	76	SL65AO	40
8890409	28	8891602	35	8892320	29	CB152PB	76	SL65CO	40
8890410	28	8891605	35	8892321	29	CB200PB	76	SL660A	44
8890500	37	8891700	35	8892325	29	CB201	76	SL665A	42
8890501	37	8891701	35	8892400	38	CB201PB	76	SL66AC	40
8890510	37	8891702	35	8892401	38	CB202PB	76	SL66AG	40
8891001	45	8891703	35	8892403	38	CB251PB	76	SL66AO	40
8891002	45	8891704	35	8892404	38	CB30PB	76	SL66CA	40
8891003	45	8891705	35	8892420	38	CB50	76	SL66CG	40
8891004	33	8891706	35	8892425	38	CB50PB	76	SL66GO	40
8891006	33	8891707	35	8892500	32	CB60	76	SL675ALP	42
8891007	33	8891709	35	8892600	35	CB60PB	76	SL67AO	40
8891008	33	8891710	35	8892602	35	CB62PB	76	SL685ALP	42
8891009	33	8891800	36	8892609	35	CB80PB	76	SL68AC	40
8891010	25	8891900	30	8892620	35	CB90PB	76	SL68AO	40
8891015	36	8891901	30	8892700	34	CT150RW	63	SL695A	42
8891016	73	8891902	30	8892701	34	CT150W12	63	SL696A	42
8891017	73	8891903	30	8892703	34	LB1	69	SL700A	41
8891018	73	8891904	30	8892704	34	LB1SS	69	SL800A	41
8891024	26	8891909	30	8892709	34	LB253	69	SW700	75
8891025	26	8891910	31	8892800	34	LB3163	66	SW710	75
8891040	22	8891911	31	8892801	34	LB3163ALDT	66	SW901	75
8891042	22	8891912	31	8892802	34	LB3163SST	66	SW911	75
8891045	22	8891913	31	8892805	34	LB3253	67	SW9111	75
8891049	22	8891914	31	8892809	34	LB3253ALDT	67	TL257M	73
8891050	23	8891919	31	8892810	34	LB3253SST	67		
8891052	23	8891920	30, 31	8892825	34	LB383	66		
8891060	23	8891921	30, 31	8892900	36	LB383ALDT	66		
8891062	23	8891925	30, 31	8892902	36	LB383ALSM	66		
8891080	24	8892000	37	8893024	19	LB383P	66		
8891082	24	8892003	37	88930243	19	LB383SL	66		
8891090	24	8892010	37	8893049	19	LB383SST	66		
8891091	24	8892013	37	88930492	19	LB384	66		
8891100	25	8892048	22	88930493	19	LB384SST	66		
8891102	25	8892102	30	8893060	19	LB4663SST	65		
8891104	33	8892105	30	88930603	19	LB4773SST	65		
8891105	33	8892106	30	88930604	19	LB6123	68		
8891110	24	8892107	30	88930605	19	LB6123ALDT	68		
8891111	24	8892108	30	8894037	26	LB6123SST	68		
8891120	32	8892109	30	8894047	26	LB6183	68		
8891121	32	8892110	37	8894050	26	LB6183ALDT	68		
8891130	32	8892148	22	8894055	26	LB6183SST	68		
8891131	32	8892200	28	8894056	26	LB6303SST	69		
8891132	32	8892201	28	8894134	26	LB6304SST	69		
8891135	32	8892202	28	8894142	26	LB6305SST	69		
8891144	64	8892203	28	8895095	25	LB663	67		
8891145	64	8892204	28	8895100	25	LB663SL	67		
8891150	64	8892205	28	8895105	25	LB663SST	67		
8891166	64	8892206	28	8895150	25	LB8133	67		
8891167	64	8892207	28	8895250	25	LB8443SST	65		
8891168	64	8892208	28	8895300	25	LB8445SST	65		
8891169	64	8892209	28	8895350	25	LB8663SST	65		
8891177	64	8892210	28	8895400	26, 45	LB8665SST	65		
8891178	64	8892225	28	8895404	26, 45	M3100	76		
8891200	38	8892230	27	8895550	25	M3200	77		
8891201	38	8892231	27	B210880	45	M3300	76		
8891215	38	8892232	27	B40B45	78	M3400	77		
8891216	38	8892233	27	B63322	77	PLB11SS	18		
8891225	38	8892234	27	B98596	77	PLB12SS	18		
8891226	38	8892239	27	BA0972	73	RL650A	45		
8891227	38	8892240	27	BA1	78	SL40AR	39		
8891325	38	8892241	27	BA102	73	SL41AR	39		
8891326	38	8892242	27	BA107	73	SL475A	43		
8891327	38	8892243	27	BA2	78	SL480A	43		
8891400	31	8892244	27	BA3	78	SL500A	45		
8891401	31	8892245	27	BA4	78	SL501A	44		
8891402	31	8892246	27	BSW002	75	SL502A	42		
8891403	31	8892247	27	BSW90030	75	SL550ALP	41		
8891404	31	8892248	27	CB1	76	SL551ALP	41		





**TRAFFIC STICK  
LIGHTBARS**

A close-up view of a traffic stick lightbar mounted on a vehicle's roof. The lightbar is a long, thin, rectangular unit with multiple amber-colored LED lights arranged in a row. It is mounted on a black bracket.



**MODULAR  
LIGHTBARS**

A close-up view of a modular lightbar mounted on a vehicle's roof. The lightbar is a long, thin, rectangular unit with multiple amber-colored LED lights arranged in a row. It is mounted on a black bracket.



**LED ROAD  
FLARES**

A close-up view of LED road flares mounted on a vehicle's roof. The flares are small, rectangular units with multiple amber-colored LED lights arranged in a row. They are mounted on a black bracket.



**EMERGENCY  
LIGHTS**

A close-up view of emergency lights mounted on a vehicle's roof. The lights are rectangular units with multiple red and blue LED lights arranged in a row. They are mounted on a black bracket.



**MINI LIGHT BARS**

A close-up view of mini light bars mounted on a vehicle's roof. The light bars are small, rectangular units with multiple amber-colored LED lights arranged in a row. They are mounted on a black bracket.



**THIN MOUNT STROBES**

A close-up view of thin mount strobes mounted on a vehicle's roof. The strobes are small, rectangular units with multiple red and blue LED lights arranged in a row. They are mounted on a black bracket.



**LIGHT BAR KITS**

A close-up view of a light bar kit mounted on a vehicle's roof. The kit consists of a long, rectangular unit with multiple red, orange, and white LED lights arranged in a row. It is mounted on a black bracket. The unit is labeled "SaltDogg by Buyers" with a logo of a dog's head.

# The Buyers family of manufacturing companies

***Tracom***

 **Boomerang**  
RUBBER, INC.

 **Romotech**  
Rotational Molding Technologies, Inc.

 **PROGRESSIVE**  
POWDER COATING, INC.

[www.buyersproducts.com](http://www.buyersproducts.com)

