

KNAPHEIDE
SINCE 1848



FORD
STEEL
GOOSENECK BODIES

KNAPHEIDE STEEL GOOSENECK BODIES



STEEL GOOSENECK BODIES

Versatility with storage solutions to meet every need, Knapheide Gooseneck Bodies are an easy choice. Rugged construction, enhanced styling and secure storage give you a body that can haul it all.

Reliable offerings range from the economical PGNA, mid-level PGNB, skirted PGNC and the deluxe PGND.



GOOSENECK HITCH

Under-the-floor gooseneck hitch system with 2-5/16" ball installed. Hitch is rated at 30,000 lb. gross trailer weight with 5,000 lb. tongue weight.

POPULAR VOCATIONS



CONSTRUCTION



AGRICULTURE




LANDSCAPING/
TREE CARE




OIL/MINING/GAS

PGNA GOOSENECK BODIES



PGNA-116
*Body may be shown with optional features

PGNB GOOSENECK BODIES



PGNB-116
*Body may be shown with optional features

- A. INTERNAL STAKE POCKETS**
lining both sides and rear of the platform
- B. RUGGED 1/8" THICK TREAD PLATE FLOOR**
with 6" structural channel long sills (4" on 8' models)
- C. HINGED ACCESS DOOR**
to cover gooseneck hitch when not in use
- D. INTEGRATED CLASS V RECEIVER HITCH**
rated at 18,000 lb.(optional on 8' bodies as most 56" CA chassis include a factory hitch)

- E. FORMED, INTEGRATED BULKHEAD**
with stylized screened window and tapered design for improved visibility
- F. SAFETY CHAIN ATTACHMENT POINTS AND 7-WAY TRAILER PLUG**
included in gooseneck box and at receiver hitch
- G. DURABLE OVEN-CURED COAT**
finish painted black
- H. ALL LED CLEARANCE AND MARKER LIGHTS**
for visibility and added safety

- A. RUB RAILS**
installed on both sides of bodies for strap, side and stake pocket protection
- B. RUGGED 1/8" THICK TREAD PLATE FLOOR**
with 6" structural channel long sills (4" on 8' models)
- C. HINGED ACCESS DOOR**
to cover gooseneck hitch when not in use
- D. INTEGRATED CLASS V RECEIVER HITCH**
rated at 18,000 lb.(optional on 8' bodies as most 56" CA chassis include a factory hitch)

- F. SAFETY CHAIN ATTACHMENT POINTS AND 7-WAY TRAILER PLUG**
included in gooseneck box and at receiver hitch
- G. DURABLE OVEN-CURED COAT**
finish painted black
- H. ALL LED CLEARANCE AND MARKER LIGHTS**
for visibility and added safety
- I. INTEGRATED OVAL LED B/U AND S/T/T LIGHTS**
included in bulkhead and rear skirt

FEATURES NOT SHOWN

12-GAUGE FORMED CROSS SILLS
spaced on 16" centers

INTEGRATED DRIVER SIDE FUEL FILL CUP

ALUMINUM TREAD PLATE TRIM PIECE
on rear hitch plate provides a "no worry" step location

ELECTRODEPOSITION PRIME-PAINT SYSTEM
provides superior corrosion resistance

FEATURES NOT SHOWN

12-GAUGE FORMED CROSS SILLS
spaced on 16" centers

INTEGRATED DRIVER SIDE FUEL FILL CUP

ALUMINUM TREAD PLATE TRIM PIECE
on rear hitch plate provides a "no worry" step location

ELECTRODEPOSITION PRIME-PAINT SYSTEM
provides superior corrosion resistance

PGNC GOOSENECK BODIES



PGNC-116
*Body may be shown with optional features

- A. SKIRTED GOOSENECK STYLING**
with integrated front and rear toolboxes
- B. RUB RAILS**
installed on both sides of bodies for strap, side and stake pocket protection
- C. RUGGED 1/8" THICK TREAD PLATE FLOOR**
with 6" structural channel long sills (4" on 8' models)
- D. HINGED ACCESS DOOR**
to cover gooseneck hitch when not in use
- E. INTEGRATED CLASS V RECEIVER HITCH**
rated at 18,000 lb.(optional on 8' bodies as most 56" CA chassis include a factory hitch)
- F. FORMED, INTEGRATED BULKHEAD**
with stylized screened window and tapered design for improved visibility
- G. SAFETY CHAIN ATTACHMENT POINTS AND 7-WAY TRAILER PLUG**
included in gooseneck box and at receiver hitch

- H. DURABLE OVEN-CURED COAT**
finish painted black
- I. ALL LED CLEARANCE AND MARKER LIGHTS**
for visibility and added safety
- J. INTEGRATED OVAL LED B/U AND S/T/T LIGHTS**
included in bulkhead and rear skirt
- K. CONTINUOUS STAINLESS STEEL HINGES**
are pry-proof and corrosion-resistant
- L. DOUBLE PANELED DOORS**
consist of 20-gauge, two sided A-40 galvalume steel
- M. AUTOMOTIVE QUALITY, ROTARY-STYLE LATCHES**
make opening and closing easy

FEATURES NOT SHOWN

- 12-GAUGE FORMED CROSS SILLS**
spaced on 16" centers
- ALUMINUM TREAD PLATE TRIM PIECE**
on rear hitch plate provides a "no worry" step location
- INTEGRATED DRIVER SIDE FUEL FILL CUP**

- ELECTRODEPOSITION PRIME-PAINT SYSTEM**
provides superior corrosion resistance
- INTERIOR COVER**
protects internal latch from damage
- ADJUSTABLE SECURITY RING STRIKERS**
provide a weather-tight seal

- NEOPRENE DOOR SEALS**
protect compartments from the weather
- DOUBLE-SPRING OVER-CENTER DOOR RETAINER**
eliminates involuntary door swing

PGND GOOSENECK BODIES



PGND-116
*Body may be shown with optional features

- A. DOUBLE PANELED DOORS**
consist of 20-gauge, two sided A-40 galvalume steel
- B. THREE-QUARTER LENGTH FLIP TOP COMPARTMENTS**
employ nitrogen gas struts for smooth opening and closing
- C. RUGGED 1/8" THICK TREAD PLATE FLOOR**
with 6" structural channel long sills (4" on 8' models)
- D. FRONT COMPARTMENTS**
36" high
- E. INTEGRATED CLASS V RECEIVER HITCH**
rated at 18,000 lb.(optional on 8' bodies as most 56" CA chassis include a factory hitch)
- F. FORMED, INTEGRATED BULKHEAD**
with stylized screened window and tapered design for improved visibility
- G. SAFETY CHAIN ATTACHMENT POINTS AND 7-WAY TRAILER PLUG**
included in gooseneck box and at receiver hitch

- H. DURABLE OVEN-CURED COAT**
finish painted black
- I. ALL LED CLEARANCE AND MARKER LIGHTS**
for visibility and added safety
- J. INTEGRATED OVAL LED B/U AND S/T/T LIGHTS**
included in bulkhead and rear skirt
- K. CONTINUOUS STAINLESS STEEL HINGES**
are pry-proof and corrosion-resistant
- L. AUTOMOTIVE QUALITY, ROTARY-STYLE LATCHES**
make opening and closing easy
- M. 8" TALL SLAM TAILGATE**
with center-mounted release handle

FEATURES NOT SHOWN

- 12-GAUGE FORMED CROSS SILLS**
3" formed
- ALUMINUM TREAD PLATE TRIM PIECE**
on rear hitch plate provides a "no worry" step location
- 250-LB. CAPACITY SHELVES MADE OF SPANGLED STEEL**
(2 in each front vertical compartment, 1 in each rear compartment)

- ELECTRODEPOSITION PRIME-PAINT SYSTEM**
provides superior corrosion resistance
- INTERIOR COVER**
protects internal latch from damage
- ADJUSTABLE SECURITY RING STRIKERS**
provide a weather-tight seal

- NEOPRENE DOOR SEALS**
protect compartments from the weather
- DOUBLE-SPRING OVER-CENTER DOOR RETAINER**
eliminates involuntary door swing
- HINGED ACCESS DOOR**
to cover gooseneck hitch when not in use

POPULAR OPTIONS

PGNA / PGNB / PGNC



ROUGHNECK CONTRACTOR PACKAGE



4" REMOVABLE SIDE BOARDS



ABOVE BODY AND UNDERBODY TOOLBOXES



GOOSENECK HITCH AND TRAP DOOR REMOVAL
Applies to PGNa and PGNB models



INTEGRATED OVAL B/U AND S/T/T LIGHTS IN REAR SKIRT
Applies to PGNA model only

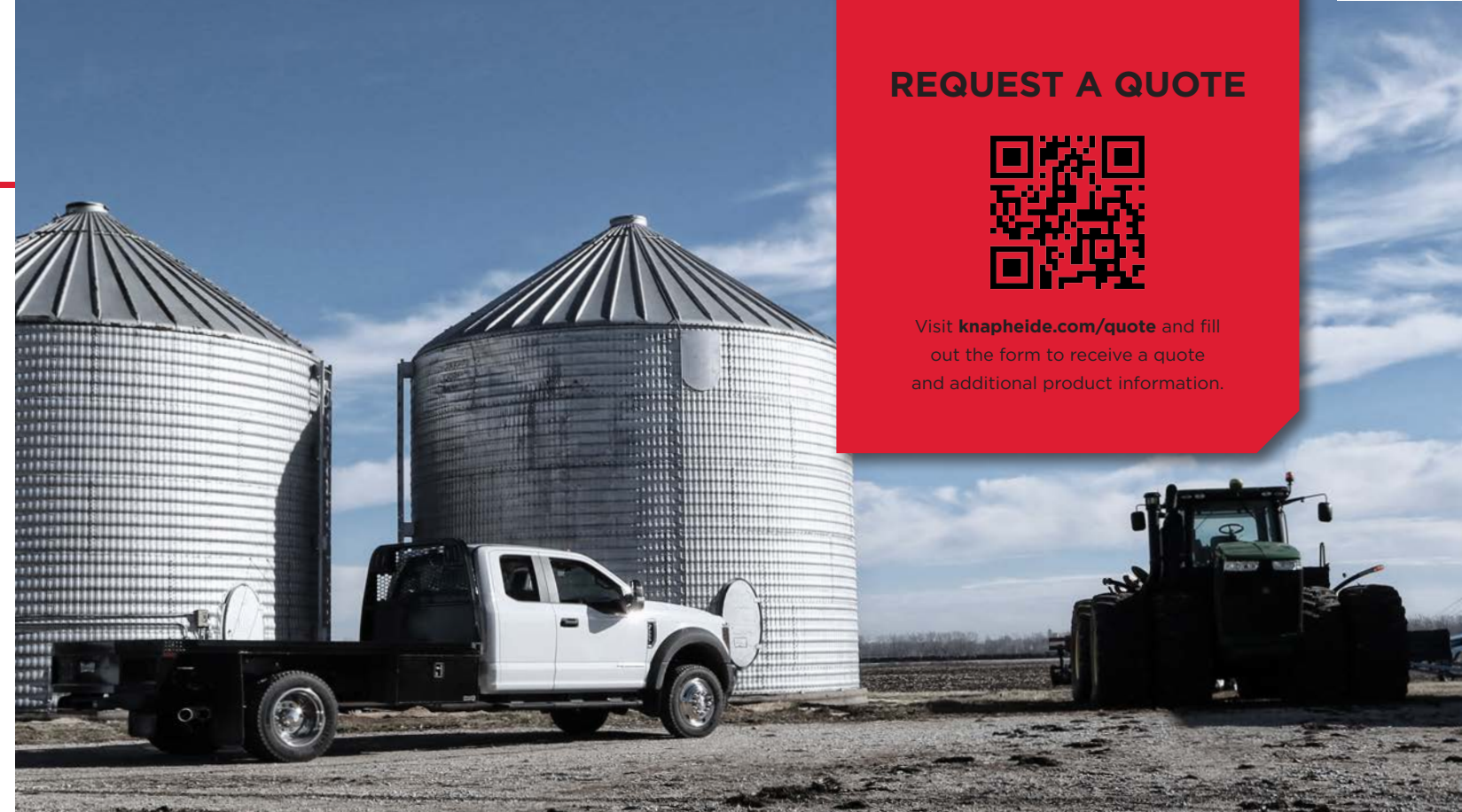


3/16" TREAD PLATE FLOOR
Applies to PGNB and PGNC models

REQUEST A QUOTE



Visit knapheide.com/quote and fill out the form to receive a quote and additional product information.





REQUEST A QUOTE



Visit knapheide.com/quote and fill out the form to receive a quote and additional product information.

POPULAR OPTIONS


P G N D



3/16" TREAD PLATE FLOOR



**ADDITIONAL ALUMINUM
TREAD PLATE OVERLAY**



**LED COMPARTMENT
LIGHTS**



CARGO D-RINGS



**C-TECH
DRAWER SETS**

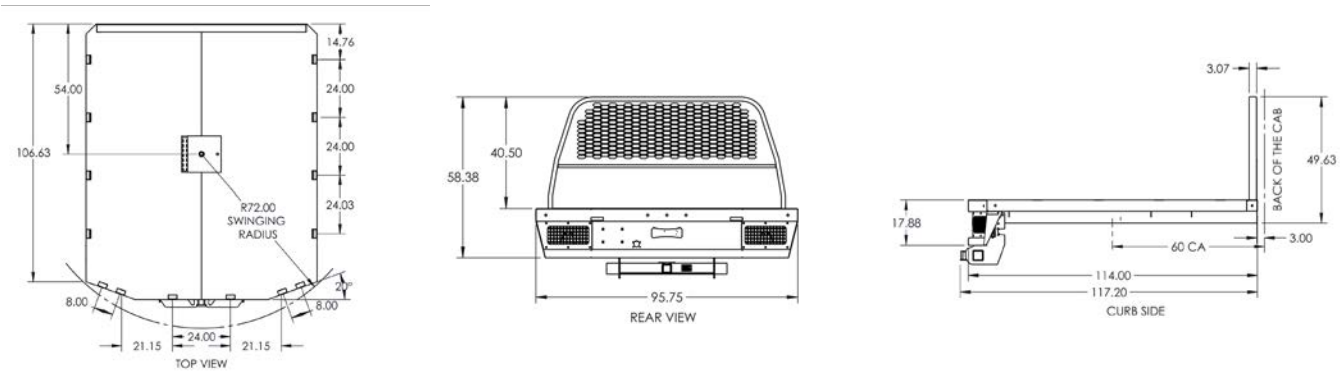


POWER LOCKS

MODEL OPTIONS

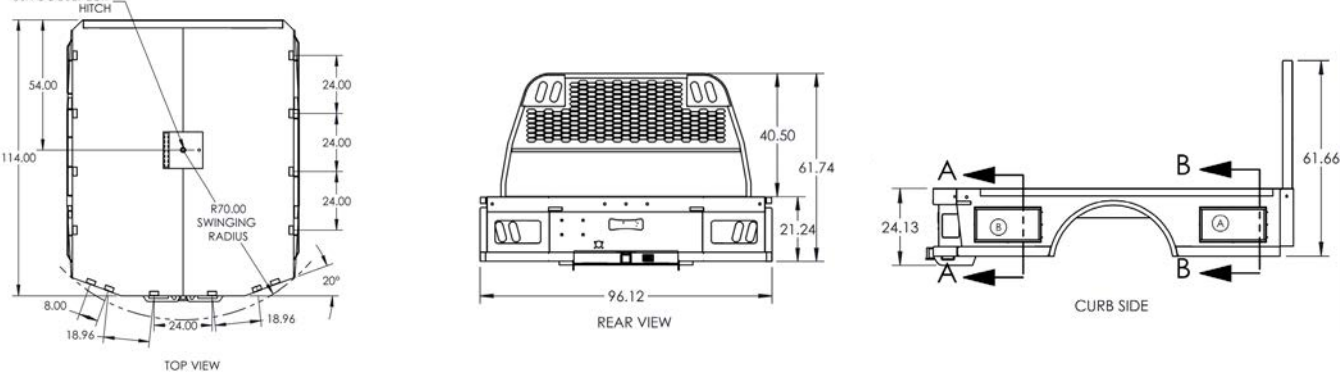
PGNA

| MODEL | LENGTH | WIDTH | WEIGHT | APPLICATION | SWING RADIUS | LONG SILL SPACING |
|-------------|--------|-------|-----------|-------------|--------------|-------------------|
| PGNA-738-F | 7'3" | 80" | 770 lb. | 40" CA SRW | 60" | 38" |
| PGNA-868-F | 8'6" | 80" | 850 lb. | 56" CA SRW | 60" | 38" |
| PGNA-968 | 9'6" | 80" | 980 lb. | 60" CA SRW | 67" | 34" |
| PGNA-86-F | 8'6" | 96" | 955 lb. | 56" CA DRW | 64.25" | 38" |
| PGNA-96 | 9'6" | 96" | 1,105 lb. | 60" CA DRW | 72" | 34" |
| PGNA-116 | 11'6" | 96" | 1,283 lb. | 84" CA DRW | 72" | 34" |
| PGNA-116-MD | 11'6" | 96" | 1,289 lb. | 84" CA DRW | 72" | 34" |



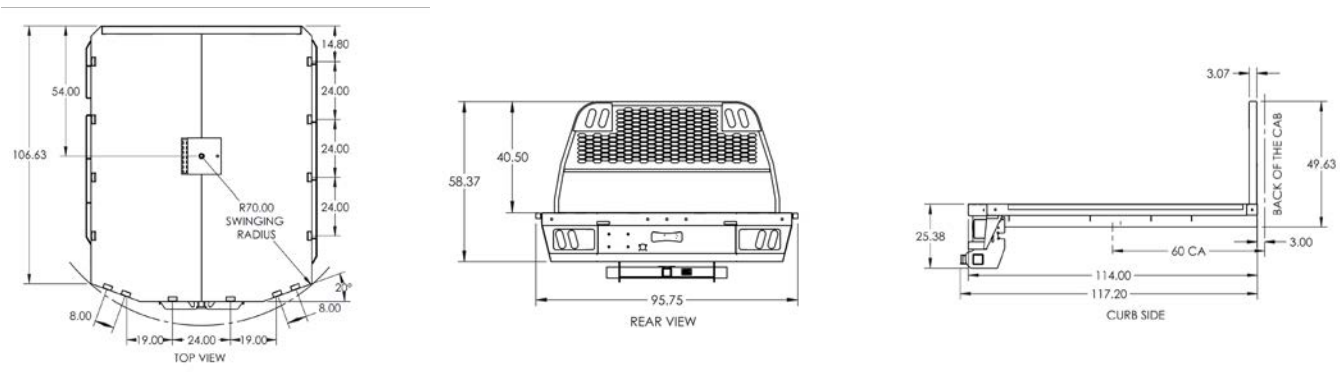
PGNC

| MODEL | LENGTH | WIDTH | WEIGHT | APPLICATION | SWING RADIUS | LONG SILL SPACING |
|-------------|--------|-------|-----------|-------------|--------------|-------------------|
| PGNC-738-F | 7'3" | 84" | 887 lb. | 40" CA SRW | 60" | 38" |
| PGNC-868-F | 8'6" | 84" | 1,054 lb. | 56" CA SRW | 60" | 38" |
| PGNC-968 | 9'6" | 84" | 1,162 lb. | 60" CA SRW | 67" | 34" |
| PGNC-86-F | 8'6" | 96" | 1,166 lb. | 56" CA DRW | 63" | 38" |
| PGNC-96 | 9'6" | 96" | 1,270 lb. | 60" CA DRW | 70" | 34" |
| PGNC-116 | 11'6" | 96" | 1,508 lb. | 84" CA DRW | 70" | 34" |
| PGNC-116-MD | 11'6" | 96" | 1,623 lb. | 84" CA DRW | 70" | 34" |



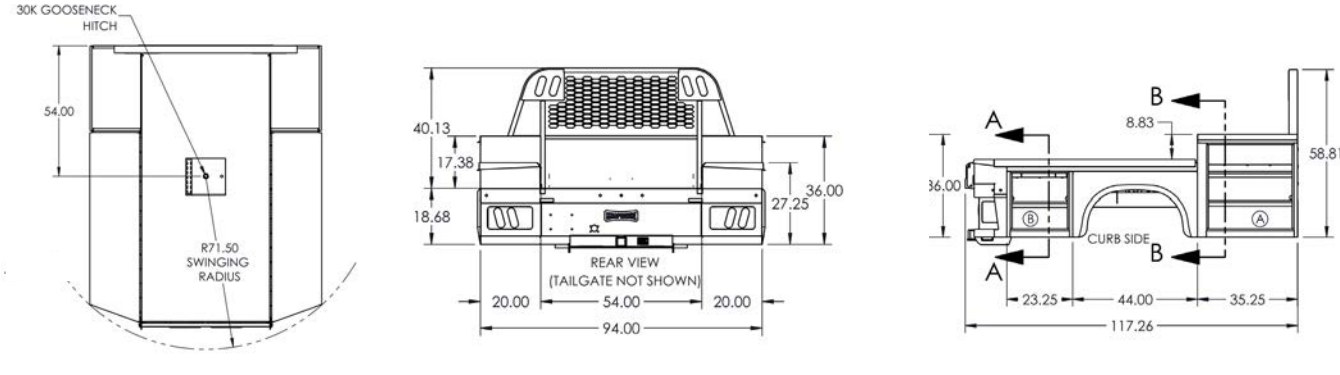
PGNB

| MODEL | LENGTH | WIDTH | WEIGHT | APPLICATION | SWING RADIUS | LONG SILL SPACING |
|-------------|--------|-------|-----------|-------------|--------------|-------------------|
| PGNB-738-F | 7'3" | 84" | 815 lb. | 40" CA SRW | 60" | 38" |
| PGNB-868-F | 8'6" | 84" | 879 lb. | 56" CA SRW | 60" | 38" |
| PGNB-968 | 9'6" | 84" | 1,053 lb. | 60" CA SRW | 67" | 34" |
| PGNB-86-F | 8'6" | 96" | 957 lb. | 56" CA DRW | 63" | 38" |
| PGNB-96 | 9'6" | 96" | 1,130 lb. | 60" CA DRW | 70" | 34" |
| PGNB-116 | 11'6" | 96" | 1,290 lb. | 84" CA DRW | 70" | 34" |
| PGNC-116-MD | 11'6" | 96" | 1,315 lb. | 84" CA DRW | 70" | 34" |



PGND

| MODEL | LENGTH | WIDTH | WEIGHT | APPLICATION | SWING RADIUS | LONG SILL SPACING |
|-------------|--------|-------|-----------|-------------|--------------|-------------------|
| PGND-738-F | 7'3" | 80" | 1,143 lb. | 40" CA SRW | 61" | 38" |
| PGND-868-F | 8'6" | 80" | 1,391 lb. | 56" CA SRW | 61" | 38" |
| PGND-968 | 9'6" | 80" | 1,568 lb. | 60" CA SRW | 68" | 34" |
| PGND-86-F | 8'6" | 96" | 1,582 lb. | 56" CA DRW | 64.5" | 38" |
| PGND-96 | 9'6" | 96" | 1,656 lb. | 60" CA DRW | 71.5" | 34" |
| PGND-116 | 11'6" | 96" | 1,939 lb. | 84" CA DRW | 71.5" | 34" |
| PGND-116-MD | 11'6" | 96" | 1,951 lb. | 84" CA DRW | 71.5" | 34" |



COMMITMENT TO CORROSION RESISTANCE

Corrosion won't be a concern when you buy quality Knapheide products. To give you the best corrosion protection, we utilize a state-of-the-art, custom-designed, 12-step, SST cathodic electrodeposition finishing system, called "E-Coat."

It bonds prime paint to steel by an electroplating process to give you a superior coat of primer, resulting in better corrosion protection compared to spraying methods.

This system allows us to create products with the highest level of corrosion resistance available.



FOLLOW US
LIKE US
TAG US



THREE YEAR, LIMITED TIME WARRANTY



NO RUST
THROUGH



FREE FROM
DEFECTS IN
WORKMANSHIP



FREE FROM
DEFECTS IN
MATERIALS

TO LEARN MORE VISIT
www.knapheide.com/warranty



NEVER SETTLE

If you are going to be a leader, it takes more than building a high-quality product. It means never being totally satisfied with that product, no matter how high quality it may be. It requires constant vigilance and a willingness to take a chance on something new. And it means exceeding expectations every time. As the industry changes, one thing never will—our commitment to making customers like you as productive and efficient as possible. We know you don't settle, and we don't either. That's why we want you never to settle for anything less than Knapheide on the back of your truck.

KNAPHEIDE. NEVER SETTLE.



The Knapheide Manufacturing Company
1848 Westphalia Strasse | Quincy, IL 62305
217-222-7131
www.knapheide.com